

# IPEDS 2020-21 Data Collection System

IPEDS HELP DESK (877) 225-2568 | [ipedshelp@rti.org](mailto:ipedshelp@rti.org)

OMB NO. 1850-0582 v.27 : Approval Expires 8/31/2022

User ID: 29C0011

Student Financial Aid 2020-21

2019-20 Data

Institution: University of Missouri-Kansas City (178402)

User ID: 29C0011

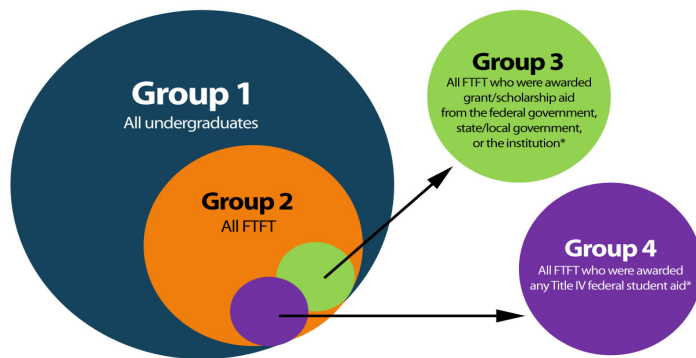
## Overview

### IPEDS Student Financial Aid Component Overview - Public Academic Reporters

Welcome to the Student Financial Aid (SFA) component. The purpose of the SFA component is to collect information about financial aid provided to various groups of undergraduate students and military/veteran educational benefits for all students at your institution.

#### Data Reporting Reminders:

- Report data to accurately reflect the time period corresponding with the IPEDS survey component, even if such reporting is seemingly inconsistent with prior-year reporting. For example, if a summer term began later than usual due to Coronavirus Pandemic postponements, continue to report using the timeframes as defined in the IPEDS instructions. NCES expects that some data reported during the 2020-21 data collection year will vary from established prior trends due to the impacts of Coronavirus Pandemic. If an error edit is triggered even when submitting accurate data, please indicate in the corresponding context box or verbally to the Help Desk that the seemingly inconsistent data are accurate and reflect the effects of Coronavirus Pandemic.
- Undergraduate Student Groups  
You will be asked to report information for different groups of students.
  - Group 1: All undergraduate students
  - Group 2: Of Group 1, full-time, first-time degree/certificate-seeking students (FTFT)
  - Group 3: Of Group 2, FTFT students who paid the in-state/in-district tuition rate and were awarded any grant/scholarship aid from the federal government, state/local government, or the institution
  - Group 4: Of Group 2, FTFT students who paid the in-state/in-district tuition rate and were awarded any Title IV federal student aid



\*For public institutions, include only those students paying the in-state or in-district tuition rate. For program reporters, include only those students enrolled in the institution's largest program.

- COA Revisions  
Revisions to Cost of Attendance (COA) used to calculate the net price of attendance can be made in this component. Consult the instructions and screens to make sure you are reporting the correct aid amounts for the correct groups of students.
- College Affordability and Transparency Lists  
Net price amounts calculated in SFA will be used to populate the U.S. Department of Education's College Affordability and Transparency lists.
- Interactive Edits and Error Messages  
SFA contains interactive edits that will check for blank fields, invalid values, or values that fall outside expected ranges. Some error messages will require you to confirm or explain the values that you entered. Some error messages are fatal and will require you to contact the IPEDS Help Desk at (877) 225-2568 for resolution.
- Context Boxes  
You will find optional text boxes throughout SFA. Context boxes allow you to provide more information about the data you enter. Some of these context boxes may be made available to the public on College Navigator, so make sure that the information you enter can be understood easily by students, parents, and the general public.

#### Changes to reporting for 2020-21:

There are no changes to this survey component.

#### Resources:

- To download the survey materials for this component: [Survey Materials](#)
- To access your prior year data submission for this component: [Reported Data](#)

If you have questions about completing this survey, please contact the IPEDS Help Desk at 1-877-225-2568.

Institution: University of Missouri-Kansas City (178402)


User ID: 29C0011

Section 1: Part A

Part A - Establish Your Groups

Reporting Reminders:

- Part A establishes the number of students in various groups. Note that the numbers on this screen will be carried forward to other parts of the Student Financial Aid component.
- In the fields below, report the number of students in each of the following groups.

		 Fall 2019	YOUR PRIOR YEAR DATA Fall 2018
01	Group 1 All <u>undergraduate</u> students	<input type="text" value="11,301"/>	11,319
02	Group 2 Of those in Group 1, those who are <u>full-time</u> , <u>first-time</u> degree/certificate-seeking	<input type="text" value="1,173"/>	1,175
02a	Of those in Group 2, those who were awarded any <u>Federal Work Study</u> , <u>loans to students</u> , or grant or scholarship aid from the federal government, state/local government, the institution, or other sources known to the institution	<input type="text" value="1,085"/>	1,083
02b	Of those in Group 2, those who were awarded any <u>loans to students</u> or grant or scholarship aid from the federal government, state/local government, or the institution	<input type="text" value="1,046"/>	1,062
03	Group 3 Of those in Group 2, those who paid the in-state or in-district tuition rate and who were awarded grant or scholarship aid from the federal government, state/local government, or the institution	<input type="text" value="869"/>	893
04	Group 4 Of those in Group 2, those who paid the in-state or in-district tuition rate and who were awarded any <u>Title IV federal student aid</u>	<input type="text" value="669"/>	688

Institution: University of Missouri-Kansas City (178402)

User ID: 29C0011

Section 1: Part B

Part B - Enter Information About Group 1

Reporting Reminders:


- Group 1 students are **ALL undergraduate** students (including first-time students) enrolled in Fall 2019.
- For this part, report:

For These Students	The Following Type(s) of Aid	Awarded in This Period
<ul style="list-style-type: none"> <li>• All undergraduate students enrolled in Fall 2019</li> </ul>	<ul style="list-style-type: none"> <li>• Grant or scholarship aid from:                             <ul style="list-style-type: none"> <li>◦ federal government</li> <li>◦ state/local government</li> <li>◦ the institution</li> <li>◦ other sources known to the institution</li> </ul> </li> <li>• Loans to students from:                             <ul style="list-style-type: none"> <li>◦ the federal government</li> </ul> </li> </ul>	<ul style="list-style-type: none"> <li>• Any time during academic year 2019-20</li> </ul>

- In the fields below, report the number of Group 1 students and the total amount of aid awarded to these students for each type of aid.

Information from Part A	Fall 2019
Group 1: All undergraduate students (This number is carried forward from Part A, Line 01.)	11,301

Aid Type	2019-20			
	Number of Group 1 students who were awarded aid	Percentage of Group 1 students who were awarded aid	Total amount of aid awarded to Group 1 students	Average amount of aid awarded to Group 1 students
01 Grant or scholarship aid from the federal government, state/local government, the institution, and other sources known to the institution ( <b>Do NOT include federal student loans</b> )	5,579	49	44,890,994	8,046
02 Pell Grants	2,705	24	12,565,513	4,645
03 Federal student loans	3,432	30	32,190,502	9,380

 You may use the box below to provide additional context for the data you have reported above. Context notes will be posted on the College Navigator website. Therefore, you should write all context notes using proper grammar (e.g., complete sentences with punctuation) and common language that can be easily understood by students and parents (e.g., spell out acronyms).

Non-applicable ▼

Institution: University of Missouri-Kansas City (178402)

User ID: 29C0011

Section 1: Part C, Page 1

Part C, Page 1 - Enter Information about Group 2

Reporting Reminders:

- Group 2 students are all full-time, first-time degree/certificate-seeking undergraduate students enrolled in Fall 2019.
- In the fields below, report the number of Group 2 students paying in-district, in-state, and out-of-state tuition rates. If your institution does not offer different rates, report all students as paying in-state tuition rates.

Information from Part A	Fall 2019
Group 2: Full-time, first-time degree/certificate-seeking undergraduates (This number is carried forward from Part A, Line 02)	1,173

Group 2 students:			Fall 2019		YOUR PRIOR YEAR DATA
					Fall 2018
			Number of Group 2 students	Percentage of Group 2 students	Percentage of Group 2 students
01	01a	<u>paying in-district tuition rates</u>	<input type="text" value="0"/>	0	0
	01b	<u>paying in-state tuition rates</u>	<input type="text" value="981"/>	84	84
	01c	<u>paying out-of-state tuition rates</u>	<input type="text" value="192"/>	16	16
	01d	Unknown (calculated value) This value is calculated using the following formula: [A02-(C01a+C01b+C01c)]	0	0	0

Section 1: Part C, Page 2

Part C, Page 2 - Enter Information about Group 2

Reporting Reminders:

- Part C includes financial aid information about Group 2. Group 2 students are all full-time, first-time degree/certificate-seeking undergraduate students enrolled in Fall 2019.
- For this part, report:


For These Students	The Following Type(s) of Aid	Awarded in This Period
<ul style="list-style-type: none"> <li>Full-time, first-time degree/certificate-seeking undergraduate students enrolled in Fall 2019</li> </ul>	<ul style="list-style-type: none"> <li>Grant or scholarship aid from:                             <ul style="list-style-type: none"> <li>federal government</li> <li>state/local government</li> <li>the institution</li> </ul> </li> <li>Loans to students from:                             <ul style="list-style-type: none"> <li>the federal government</li> <li>other sources, including private or other loans</li> </ul> </li> <li>Do <b>not</b> include:                             <ul style="list-style-type: none"> <li>grant or scholarship aid from private or other sources</li> <li>PLUS loans or loans made to anyone other than the student</li> </ul> </li> </ul>	<ul style="list-style-type: none"> <li>Any time during academic year 2019-20</li> <li>For program reporters, this is the aid year period from July 1, 2019 through June 30, 2020.</li> </ul>

In the fields below, report the number of Group 2 students and the total amount of aid awarded to these students for each type of aid. Enter unduplicated student counts within a category (e.g., Pell Grants). However, a student can appear in more than one aid category.

Information from Part A	Fall 2019
Group 2: Full-time, first-time degree/certificate-seeking undergraduates (This number is carried forward from Part A, Line 02)	1,173
Group 2a: (This number is carried forward from Part A, Line 02a)	
<ul style="list-style-type: none"> <li>Of those in Group 2, those who were awarded:                             <ul style="list-style-type: none"> <li>Federal Work Study</li> <li>Loans to students</li> <li>Grant or scholarship aid from the federal government, state/local government, or the institution</li> <li>Other sources known to the institution</li> </ul> </li> </ul>	1,085
Group 2b (This number is carried forward from Part A, Line 02b)	
<ul style="list-style-type: none"> <li>Of those in Group 2, those who were awarded:                             <ul style="list-style-type: none"> <li>Loans to students</li> <li>Grant or scholarship aid from the federal government, state/local government, or the institution</li> </ul> </li> </ul>	1,046
Group 3 (This number is carried forward from Part A, Line 03)	
<ul style="list-style-type: none"> <li>Of those in Group 2, those who <b>Paid the in-state or in-district tuition rate and</b> were awarded:                             <ul style="list-style-type: none"> <li>Grant or scholarship aid from the federal government, state/local government, or the institution</li> </ul> </li> </ul>	869

Aid Type		Fall 2019				YOUR PRIOR YEAR DATA
		Number of Group 2 students who were awarded aid	Percentage of Group 2 students who were awarded aid	Total amount of aid awarded to Group 2 students	Average amount of aid awarded to Group 2 students	Average amount of aid awarded to Group 2 students
01	Grants or scholarships from the federal government, state/local government, or the institution	990	84	7,795,826	7,875	6,935
02	<u>Federal grants</u>	454	39	2,556,723	5,632	4,788
02a	<u>Pell Grants</u>	454	39	2,230,223	4,912	4,753
02b	<u>Other federal grants</u>	223	19	326,500	1,464	1,432
03	<u>State/local government grants or scholarships</u> (includes fellowships/tuition waivers/exemptions)	427	36	954,450	2,235	2,221
04	<u>Institutional grants or scholarships</u> (includes fellowships/tuition waivers/exemptions)	842	72	4,284,653	5,089	4,400

05	Loans to students		<input type="text" value="501"/>	43	3,005,852	6,000	6,540
	05a	Federal loans	<input type="text" value="492"/>	42	<input type="text" value="2,430,589"/>	4,940	5,188
	05b	Other loans (including private loans)	<input type="text" value="52"/>	4	<input type="text" value="575,263"/>	<input checked="" type="checkbox"/> 11,063	14,775

 You may use the box below to provide additional context for the data you have reported above. Context notes will be posted on the College Navigator website. Therefore, you should write all context notes using proper grammar (e.g., complete sentences with punctuation) and common language that can be easily understood by students and parents (e.g., spell out acronyms).

Non-applicable
▼

Institution: University of Missouri-Kansas City (178402)

User ID: 29C0011

Section 1: Comparison Chart

Comparison Chart

Reporting Reminders:

- Based on the information reported on the previous screens for Group 1 (all undergraduates) and Group 2 (full-time, first-time degree/certificate-seeking undergraduates), this comparison chart seeks to help institutions check their reported data. Assuming that the information on Groups 1 and 2 is correct, then the calculated fields for 'All Other Undergraduates' should be the balance (Group 1 minus Group 2). If the balance does not check with your institution's calculations, please correct your reported numbers for Groups 1 and 2 before moving forward with the completion of the SFA survey component.

Note:

- Data for the 'All Other Undergraduates' will appear in the IPEDS Data Center for data users, but not in College Navigator.

		Number of students	Pell grants	Federal Student Loans
01	Group 1 (all undergraduates)	11,301		
02	Number of students who were awarded aid		2,705	3,432
03	Percentage who were awarded aid		24	30
04	Total amount of aid awarded		12,565,513	32,190,502
05	Average amount of aid awarded		4,645	9,380
06	Group 2 (Full-time, first-time undergraduates)	1,173		
07	Number of students who were awarded aid		454	492
08	Percentage who were awarded aid		39	42
09	Total amount of aid awarded		2,230,223	2,430,589
10	Average amount of aid awarded		4,912	4,940
11	All other undergraduates (Line 01 - Line 06)	10,128		
12	Number of students who were awarded aid (Line 02 - Line 07)		2,251	2,940
13	Percentage who were awarded aid (Line 12 / Line 11)		22	29
14	Total amount of aid awarded (Line 04 - Line 09)		10,335,290	29,759,913
15	Average amount of aid awarded (Line 14 / Line 12)		4,591	10,122

Institution: University of Missouri-Kansas City (178402)

User ID: 29C0011

Section 1: Cost of Attendance

Cost of attendance for full-time, first-time undergraduate students

Reporting Reminders:

- Please enter the amounts requested below. These data will be made available to the public on College Navigator. If your institution participates in any Title IV programs (Pell, Stafford, etc.), you must complete all information.
- Estimates of expenses for books and supplies, room and board, and other expenses are those from the **Cost of Attendance report** used by the financial aid office in determining financial need. Please talk to your financial aid office to get these numbers to ensure that you are reporting correctly.
- These numbers are carried forward from Institutional Characteristics and should only be changed if an error was made in the reporting.

Charges for full academic year	2017-18	2018-19	2019-20
<b>Published <u>tuition</u> and <u>required fees</u>:</b>			
<u>In-district</u>			
Tuition	6,672	6,811	8,392
Required fees	1,339	1,367	1,523
Tuition + fees total	8,011	8,178	9,915
<u>In-state</u>			
Tuition	6,672	6,811	8,392
Required fees	1,339	1,367	1,523
Tuition + fees total	8,011	8,178	9,915
<u>Out-of-state</u>			
Tuition	18,454	18,840	23,080
Required fees	1,339	1,367	1,523
Tuition + fees total	19,793	20,207	24,603
<b>Books and supplies</b>			
	1,002	926	862
<u>On-campus:</u>			
<u>Room and board</u>	11,026	11,498	11,796
<u>Other expenses</u>	3,490	3,514	3,848
Room and board and other expenses	14,516	15,012	15,644
<u>Off-campus (not with family):</u>			
<u>Room and board</u>	9,922	10,314	10,626
<u>Other expenses</u>	4,210	4,226	4,552
Room and board and other expenses	14,132	14,540	15,178
<b>Off-campus (with family):</b>			
<u>Other expenses</u>	4,210	4,226	4,552



Institution: University of Missouri-Kansas City (178402)

User ID: 29C0011

Section 1: Part D

Part D - Enter Information about Group 3

Reporting Reminders:

- Group 3 students are all full-time, first-time degree/certificate-seeking undergraduate students enrolled in Fall 2019 who paid the in-state or in-district tuition rate and who were awarded grant or scholarship aid from the following sources: the federal government, state/local government, or the institution. The information you report in this part will be used in Part F to calculate average institutional net price.
- For this part, report:

For These Students	The Following Type(s) of Aid	Awarded in This Period
<ul style="list-style-type: none"> <li>Full-time, first-time degree/certificate-seeking undergraduate students enrolled in Fall 2019 who paid the in-state or in-district tuition rate and who were awarded grant or scholarship aid from the following sources: the federal government, state/local government, or the institution</li> <li>Do <b>not</b> include students who were awarded only grant or scholarship aid from private or other sources, or students who were awarded only non-grant aid</li> </ul>	<ul style="list-style-type: none"> <li>Grant or scholarship aid from:                             <ul style="list-style-type: none"> <li>federal government</li> <li>state/local government</li> <li>the institution</li> </ul> </li> <li>Do <b>not</b> include grant or scholarship aid from private or other sources</li> </ul>	<ul style="list-style-type: none"> <li>Any time during academic year 2019-20</li> </ul>

- In the fields below, report the number of Group 3 students with each type of living arrangement and the total amount of grant or scholarship aid from the federal government, state/local government, or the institution awarded to these students.

Information from Part A:		YOUR PRIOR YEAR DATA 2017-2018	YOUR PRIOR YEAR DATA 2018-2019	2019-2020	
<b>Group 3</b> Full-time, first-time degree/certificate-seeking undergraduate students who paid the in-state or in-district tuition rate and who were awarded grant or scholarship aid from the following sources: the federal government, state/local government, or the institution (This number is carried forward from Part A, Line 03)		922	893	869	
01	Report the number of Group 3 students with the following living arrangements:	YOUR PRIOR YEAR DATA	YOUR PRIOR YEAR DATA		
		2017-18	2018-19	2019-20	
	01a	<u>On-campus</u>	558	517	459
	01b	<u>Off-campus (with family)</u>	218	235	249
	01c	<u>Off-campus (not with family)</u>	89	89	93
	01d	Unknown (calculated) This value is calculated using the following formula: [A03-(D01a+D01b+D01c)]	57	52	68
02	<b>Report the total amount of grant or scholarship aid from the federal government, state/local government, or the institution awarded to Group 3 students</b>	5,874,398	5,474,557	5,998,767	
03	Average grant or scholarship aid from the federal government, state/local government, or the institution awarded to Group 3 students (calculated value). This value is calculated using the following formula: [D02/A03]	6,371	6,131	6,903	

The notes below provide context for the data you've reported above and **may** be posted on the College Navigator website. Choose one option that best explains your data or choose "Non-applicable" if you do not wish to provide context notes. If none of the options provided explain your institution's data, then choose "Other" and write your own context notes. Therefore, you should write all context notes using proper grammar (e.g., complete sentences with punctuation) and common language that can be easily understood by students and parents (e.g., spell out acronyms).

Non-applicable ▼

Institution: University of Missouri-Kansas City (178402)

User ID: 29C0011

Section 1: Part E

Part E – Enter Information about Group 4

Reporting Reminders:

- Part E includes financial aid information about Group 4. undergraduate students enrolled in Fall 2019 who paid the in-state or in-district tuition rate and who were awarded any Title IV federal student aid, including federal grants or federal student loans. The information you report in this part will be used in Part G to calculate average institutional net price by income level.
- For this part, report:

For These Students	The Following Type(s) of Aid	Awarded in This Period
<ul style="list-style-type: none"> <li>Full-time, first-time degree/certificate-seeking undergraduate students enrolled in Fall 2019 who paid the in-state or in-district tuition rate and who were awarded any Title IV federal student aid</li> </ul>	<ul style="list-style-type: none"> <li>Grant or scholarship aid from:                             <ul style="list-style-type: none"> <li>federal government</li> <li>state/local government</li> <li>the institution</li> </ul> </li> <li>Do <b>not</b> include:                             <ul style="list-style-type: none"> <li>grant or scholarship aid from private or other sources</li> <li>loan amounts</li> <li>Federal Work Study amounts</li> </ul> </li> </ul>	<ul style="list-style-type: none"> <li>Any time during academic year 2019-20</li> </ul>


- In the fields below, report the number of Group 4 students with each type of living arrangement and the total amount of grant or scholarship aid from the federal government, state/local government, or the institution awarded to these students by income level.

Information from Part A:		2017-18	2018-19	2019-20
<b>Group 4</b> Full-time, first-time degree/certificate-seeking undergraduate students who paid the in-state or in-district tuition rate and who were awarded any Title IV federal student aid (This number is carried forward from Part A, Line 04)		706	688	669
01	Report the number of Group 4 students with the following living arrangements:	YOUR PRIOR YEAR DATA	YOUR PRIOR YEAR DATA	
		2017-18	2018-19	2019-20
01a	<u>On-campus</u>	456	420	375
01b	<u>Off-campus (with family)</u>	175	187	209
01c	<u>Off-campus (not with family)</u>	75	81	85
01d	Unknown (calculated) This value is calculated using the formula: [A04-(E01a+E01b+E01c)]	0	0	0

		Number of students who were awarded any Title IV aid (Group 4)	Of those in Column 1, the number who were awarded any grant or scholarship aid from the following sources: the federal government, state/local government, or the institution	Of those in Column 1, the total amount of grant or scholarship aid awarded from the following sources: the federal government, state/local government, or the institution	<b>i</b> Average amount of federal, state/local, and institutional grant or scholarship aid awarded to Group 4 students
2017-18					
		Col. 1	Col. 2	Col. 3	Col. 4
02	Income level				
	02a \$0-30,000	218	218	2,065,550	9,475
	02b \$30,001-48,000	123	121	1,060,791	8,624
	02c \$48,001-75,000	118	106	736,886	6,245
	02d \$75,001-110,000	117	67	446,327	3,815
	02e \$110,001 and more	130	32	393,211	3,025
	02f Total all income levels	706	544	4,702,765	6,661
2018-19					

		Col. 1	Col. 2	Col. 3	Col. 4	
03	Income level					
	03a	\$0-30,000	190	190	1,722,169	9,064
	03b	\$30,001-48,000	125	122	1,071,988	8,576
	03c	\$48,001-75,000	124	109	813,232	6,558
	03d	\$75,001-110,000	107	55	415,990	3,888
	03e	\$110,001 and more	142	34	439,315	3,094
	03f	Total all income levels	688	510	4,462,694	6,486

2019-20						
		Col. 1	Col. 2	Col. 3	Col. 4	
04	Income level					
	04a	\$0-30,000	205	203	2,085,552	10,173
	04b	\$30,001-48,000	122	121	1,115,826	9,146
	04c	\$48,001-75,000	114	99	812,690	7,129
	04d	\$75,001-110,000	100	46	419,671	4,197
	04e	\$110,001 and more	128	23	379,561	2,965
	04f	Total all income levels	669	492	4,813,300	7,195

 The notes below provide context for the data you've reported above and **may** be posted on the College Navigator website. Choose one option that best explains your data or choose "Non-applicable" if you do not wish to provide context notes. If none of the options provided explain your institution's data, then choose "Other" and write your own context notes. Therefore, you should write all context notes using proper grammar (e.g., complete sentences with punctuation) and common language that can be easily understood by students and parents (e.g., spell out acronyms).

Non-applicable ▼

Institution: University of Missouri-Kansas City (178402)

User ID: 29C0011

Section 1: Part F


Part F – Net Price Calculation for Group 3

Note:

- The following net price calculation is based on information that your institution reported in the Institutional Characteristics component and the Student Financial Aid component. For more information about the data your institution reported in the Institutional Characteristics component, please contact your institution's IPEDS Keyholder.

Components of cost of attendance		YOUR PRIOR YEAR DATA	YOUR PRIOR YEAR DATA	2019-20
		2017-18	2018-19	
01	Published <u>tuition</u> and <u>required fees</u> (lower of in-district or in-state)	8,011	8,178	9,915
02	<u>Books and supplies</u>	1,002	926	862
03	<u>Room and board</u> and <u>other expenses</u> by living arrangement			
	03a <u>On-campus</u>	14,516	15,012	15,644
	03b <u>Off-campus (with family)</u>	4,210	4,226	4,552
	03c <u>Off-campus (not with family)</u>	14,132	14,540	15,178
04	Number of Group 3 students by living arrangement			
	04a <u>On-campus</u>	558	517	459
	04b <u>Off-campus (with family)</u>	218	235	249
	04c <u>Off-campus (not with family)</u>	89	89	93
	04d Unknown	57	52	68
05	Weighted average for room and board and other expenses by living arrangement (excluding unknown values) See instructions for the formula for this calculation	11,879	11,948	12,142
06	Total cost of attendance This value is calculated using the following formula: [F01+F02+F05]	20,892	21,052	22,919
07	Average amount of grant or scholarship aid awarded to Group 3 students from the following sources: the federal government, state/local government, and the institution	6,371	6,131	6,903
08	Average institutional <u>net price</u> for Group 3 students This value is calculated using the following formula: [F06-F07]	14,521	14,921	16,016

As required by the *Higher Education Act, as amended (2008)*, these amounts will be posted on the U.S. Department of Education's College Navigator website and used in the U.S. Department of Education's College Affordability and Transparency Lists.

 The notes below provide context for the data you've reported above and **may** be posted on the College Navigator website. Choose one option that best explains your data or choose "Non-applicable" if you do not wish to provide context notes. If none of the options provided explain your institution's data, then choose "Other" and write your own context notes. Therefore, you should write all context notes using proper grammar (e.g., complete sentences with punctuation) and common language that can be easily understood by students and parents (e.g., spell out acronyms).

Non-applicable ▼

Institution: University of Missouri-Kansas City (178402)

User ID: 29C0011

Section 1: Part G


Part G – Net Price Calculation for Group 4

Note:

- The following net price calculation is based on information that your institution reported in the Institutional Characteristics component and the Student Financial Aid component. For more information about the data your institution reported in the Institutional Characteristics component, please contact your institution's IPEDS Keyholder.

Components of cost of attendance			YOUR PRIOR	YOUR PRIOR	2019-20
			YEAR DATA	YEAR DATA	
			2017-18	2018-19	
01	Published <u>tuition</u> and <u>required fees</u> (lower of in-district or in-state)		8,011	8,178	9,915
02	<u>Books and supplies</u>		1,002	926	862
03	<u>Room and board</u> and <u>other expenses</u> by living arrangement				
	03a	<u>On-campus</u>	14,516	15,012	15,644
	03b	<u>Off-campus (with family)</u>	4,210	4,226	4,552
	03c	<u>Off-campus (not with family)</u>	14,132	14,540	15,178
04	Number of Group 4 students by living arrangement				
	04a	<u>On-campus</u>	456	420	375
	04b	<u>Off-campus (with family)</u>	175	187	209
	04c	<u>Off-campus (not with family)</u>	75	81	85
	04d	Unknown	0	0	0
05	Weighted average for room and board and other expenses by living arrangement (excluding unknown values) See instructions for the formula for this calculation		11,921	12,025	12,120
06	Total cost of attendance by income level This value is calculated using the following formula: [G01+G02+G05]		20,934	21,129	22,897
07	Average amount of grant or scholarship aid awarded to Group 4 students from the following sources: the federal government, state/local government, and the institution		6,661	6,486	7,195
	07a	\$0-30,000	9,475	9,064	10,173
	07b	\$30,001-48,000	8,624	8,576	9,146
	07c	\$48,001-75,000	6,245	6,558	7,129
	07d	\$75,001-110,000	3,815	3,888	4,197
	07e	\$110,001 and more	3,025	3,094	2,965
08	Average institutional <u>net price</u> for Group 4 students This value is calculated using the following formula: [G06-G07]				
	08a	\$0-30,000	11,459	12,065	12,724
	08b	\$30,001-48,000	12,310	12,553	13,751
	08c	\$48,001-75,000	14,689	14,571	15,768
	08d	\$75,001-110,000	17,119	17,241	18,700
	08e	\$110,001 and more	17,909	18,035	19,932

As required by the *Higher Education Act, as amended (2008)*, these amounts will be posted on the U.S. Department of Education's College Navigator website.

 The notes below provide context for the data you've reported above and **may** be posted on the College Navigator website. Choose one option that best explains your data or choose "Non-applicable" if you do not wish to provide context notes. If none of the options provided explain your institution's data, then choose "Other" and write your own context notes. Therefore, you should write all context notes using proper grammar (e.g., complete sentences with punctuation) and common language that can be easily understood by students and parents (e.g., spell out acronyms).

Non-applicable



Institution: University of Missouri-Kansas City (178402)

User ID: 29C0011

Section 2: Military Servicemembers and Veteran's Benefits - Undergraduate and Graduate

Section 2: Military Servicemembers and Veteran's Benefits

Important Note:

- Report for **Post-9/11 GI Bill Benefits**: July 1, 2019 - June 30, 2020.
- Report for **Department of Defense Tuition Assistance Program**: October 1, 2019 - September 30, 2020

Reporting Reminders:

- Report the total number of student recipients and the total dollar amounts for each program.
- Student recipients can also include eligible dependents.
- Consult with your campus certifying official, who may not be in the student financial aid office.
- For Post-9/11 GI Bill Benefits, do not include the matching institutional aid provided through the Yellow Ribbon Program if your school participated.
- Information reported to IPEDS is only what is known to the institution.
- Enter zero (0) if your institution did not have beneficiaries for that student level or program. Please do not leave a cell blank.

Type of benefit/assistance	Number of students receiving benefits/assistance	Total dollar amount of benefits/assistance disbursed through the institution	Average dollar amount of benefits/assistance disbursed through the institution	YOUR PRIOR YEAR DATA
				Average dollar amount of benefits/assistance disbursed through the institution
<u>Post-9/11 GI Bill Benefits</u>				
Undergraduate students	177	942,937	5,327	5,324
Graduate students	61	444,332	7,284	7,568
<b>Total</b>	<b>238</b>	<b>1,387,269</b>	<b>5,829</b>	<b>5,822</b>

<u>Department of Defense Tuition Assistance Program</u>				
Undergraduate students	11	30,715	2,792	3,251
Graduate students	6	10,250	1,708	1,500
<b>Total</b>	<b>17</b>	<b>40,965</b>	<b>2,410</b>	<b>3,017</b>

Institution: University of Missouri-Kansas City (178402)

User ID: 29C0011

Prepared by

Prepared by

Reporting Reminders:

- The name of the preparer is being collected so that we can follow up with the appropriate person in the event that there are questions concerning the data.
- The Keyholder will be copied on all email correspondence to other preparers.
- The time it took to prepare this component is being collected so that we can continue to improve our estimate of the reporting burden associated with IPEDS.
- Please include in your estimate the time it took for you to review instructions, query and search data sources, complete and review the component, and submit the data through the Data Collection System.
- Thank you for your assistance.

This survey component was prepared by:

<input checked="" type="radio"/>	Keyholder	<input type="radio"/>	SFA Contact	<input type="radio"/>	HR Contact
<input type="radio"/>	Finance Contact	<input type="radio"/>	Academic Library Contact	<input type="radio"/>	Other

Name:

Email:

How many staff from your institution only were involved in the data collection and reporting process of this survey component?

Number of Staff (including yourself)

How many hours did you and others from your institution only spend on each of the steps below when responding to this survey component?  
*Exclude the hours spent collecting data for state and other reporting purposes.*

Staff member	Collecting Data Needed	Revising Data to Match IPEDS Requirements	Entering Data	Revising and Locking Data
Your office	<input type="text" value="5.50"/> hours	<input type="text" value="0.00"/> hours	<input type="text" value="1.00"/> hours	<input type="text" value="1.25"/> hours
Other offices	<input type="text" value="16.50"/> hours	<input type="text" value="0.00"/> hours	<input type="text" value="1.50"/> hours	<input type="text" value="0.50"/> hours



Institution: University of Missouri-Kansas City (178402)

User ID: 29C0011

Summary

**IPEDS Student Financial Aid (SFA) Survey Summary**

IPEDS collects important information regarding your institution. All data reported in IPEDS survey components become available in the IPEDS Data Center and appear as aggregated data in various Department of Education reports. Additionally, some of the reported data appears specifically for your institution through the College Navigator website and is included in your institution's Data Feedback Report (DFR). The purpose of this summary is to provide you an opportunity to view some of the data that, when accepted through the IPEDS quality control process, will appear on the College Navigator website and/or your DFR. College Navigator is updated approximately three months after the data collection period closes and Data Feedback Reports will be available through the [Data Center](#) and sent to your institution's CEO in November 2020.

Please review your data for accuracy. If you have questions about the data displayed below after reviewing the data reported on the survey screens, please contact the IPEDS Help Desk at: 1-877-225-2568 or [ipedshelp@rti.org](mailto:ipedshelp@rti.org).

Total grant aid awarded to all undergraduate students	\$44,890,994
Number of undergraduate students who were awarded a Pell Grant	2,705
Percentage of FTFT students who were awarded any financial aid	92%

	Percentage of FTFT students who were awarded grant aid by type	Average amount of grant aid awarded by type
Total	84%	\$7,875
Federal Government	39%	\$5,632
Pell	39%	\$4,912
Other Federal	19%	\$1,464
State/Local Government	36%	\$2,235
Institutional	72%	\$5,089

	Percentage of FTFT students who were awarded and accepted loans by type	Average amount of loans awarded and accepted by type
Total	43%	\$6,000
Federal	42%	\$4,940
Non-federal	4%	\$11,063

Average net price for FTFT students who were awarded grant aid	\$16,016
Average net price for FTFT students who were awarded Title IV federal student aid	
\$0 – 30,000	\$12,724
\$30,001 – 48,000	\$13,751
\$48,001 – 75,000	\$15,768
\$75,001 – 110,000	\$18,700
\$110,001 and more	\$19,932

<b>Military Service members and Veteran's Benefits</b>			
		Number of students receiving benefits/assistance	Total dollar amount of benefits/assistance awarded through the institution
<b>Post-9/11 GI Bill Benefits</b>			
	Undergraduate students	177	\$942,937
	Graduate students	61	\$444,332
	Total	238	\$1,387,269
<b>Department of Defense Tuition Assistance Program</b>			
	Undergraduate students	11	\$30,715
	Graduate students	6	\$10,250
	Total	17	\$40,965

Edit Report

Student Financial Aid

Source	Description	Severity	Resolved	Options
<p><b>Screen: Part C, Page 2 - Enter Information about Group 2</b></p>				
Screen Entry	The average amount of this type of aid awarded to Group 2 students is outside the expected range of between 11,820 and 17,730 when compared with the prior year value. Please check the number of students and the total amount of aid awarded to these students, and correct or explain the discrepant values. (Error #7147)	Explanation	Yes	
Reason	Fewer first time college students pursued private loans as a financial aid resource during this award year.			