

Student Financial Aid 2019-20	2018-19 Data
Institution: University of Missouri-Kansas City (178402)	User ID: 29C0011

Overview

**IPEDS Student Financial Aid Component Overview
Public Academic Reporters**

Welcome to the Student Financial Aid (SFA) component. The purpose of the SFA component is to collect information about financial aid provided to various groups of undergraduate students and military/veteran educational benefits for all students at your institution.

Changes to reporting for 2019-20

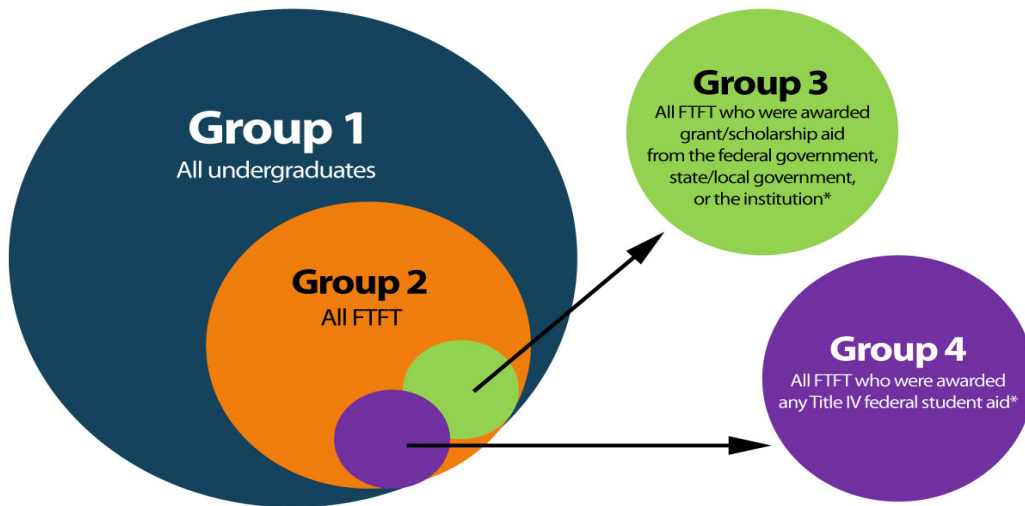
- There is a new instruction to exclude students participating in Experimental Pell (See <https://experimentalsites.ed.gov/exp/approved.html>)

Data Reporting Reminders

Undergraduate Student Groups

You will be asked to report information for different groups of students.

- **Group 1:** All undergraduate students
- **Group 2:** Of Group 1, full-time, first-time degree/certificate-seeking students (FTFT)
- **Group 3:** Of Group 2, FTFT students who paid the in-state/in-district tuition rate and were awarded any grant/scholarship aid from the federal government, state/local government, or the institution
- **Group 4:** Of Group 2, FTFT students who paid the in-state/in-district tuition rate and were awarded any Title IV federal student aid



*For public institutions, include only those students paying the in-state or in-district tuition rate. For program reporters, include only those students enrolled in the institution's largest program.

COA Revisions

Revisions to Cost of Attendance (COA) used to calculate the net price of attendance can be made in this component.

Consult the instructions and screens to make sure you are reporting the correct aid amounts for the correct groups of students.

College Affordability and Transparency Lists

Net price amounts calculated in SFA will be used to populate the U.S. Department of Education's College Affordability and Transparency lists.

Interactive Edits and Error Messages

SFA contains interactive edits that will check for blank fields, invalid values, or values that fall outside expected ranges. Some error messages will require you to confirm or explain the values that you entered. Some error messages are fatal and will require you to contact the IPEDS Help Desk at (877) 225-2568 for resolution.

Context Boxes

You will find optional text boxes throughout SFA. Context boxes allow you to provide more information about the data you enter. Some of these context boxes may be made available to the public on College Navigator, so make sure that the information you enter can be understood easily by students, parents, and the general public.

Resources

To download the survey materials for this component: [Survey Materials](#)

To access your prior year data submission for this component: [Reported Data](#)


Institution: University of Missouri-Kansas City (178402)

User ID: 29C0011

Section 1: Part A**Part A - Establish Your Groups**

Part A establishes the number of students in various groups. Note that the numbers on this screen will be carried forward to other parts of the Student Financial Aid component.

In the fields below, report the number of students in each of the following groups.

		 Fall 2018	YOUR PRIOR YEAR DATA
			Fall 2017
01	Group 1 All <u>undergraduate</u> students	<input type="text" value="11,319"/>	11,372
02	Group 2 Of those in Group 1, those who are <u>full-time</u> , <u>first-time</u> degree/certificate-seeking	<input type="text" value="1,175"/>	1,218
02a	Of those in Group 2, those who were awarded any <u>Federal Work Study</u> , <u>loans to students</u> , or grant or scholarship aid from the federal government, state/local government, the institution, or other sources known to the institution	<input type="text" value="1,083"/>	1,140
02b	Of those in Group 2, those who were awarded any <u>loans to students</u> or grant or scholarship aid from the federal government, state/local government, or the institution	<input type="text" value="1,062"/>	1,106
03	Group 3 Of those in Group 2, those paid the in-state or in-district tuition rate and who were awarded grant or scholarship aid from the federal government, state/local government, or the institution	<input type="text" value="893"/>	922
04	Group 4 Of those in Group 2, those paid the in-state or in-district tuition rate and who were awarded any <u>Title IV federal student aid</u>	<input type="text" value="688"/>	706

Institution: University of Missouri-Kansas City (178402)

User ID: 29C0011

Section 1: Part B

Part B - Enter Information About Group 1

Group 1 students are **ALL undergraduate** students (including first-time students) enrolled in Fall 2018.

For this part, report:

For These Students	The Following Type(s) of Aid	Awarded in This Period
<ul style="list-style-type: none"> • All undergraduate students enrolled in Fall 2018 	<ul style="list-style-type: none"> • Grant or scholarship aid from: <ul style="list-style-type: none"> ◦ federal government ◦ state/local government ◦ the institution ◦ other sources known to the institution • Loans to students from: <ul style="list-style-type: none"> ◦ the federal government 	<ul style="list-style-type: none"> • Any time during academic year 2018-19

In the fields below, report the number of Group 1 students and the total amount of aid awarded to these students for each type of aid.

Information from Part A:

Fall 2018


Group 1

All undergraduate students

11,319

(This number is carried forward from Part A, Line 01.)

		2018-19			
Aid Type		Number of Group 1 students who were awarded aid	Percentage of Group 1 students who were awarded aid	Total amount of aid awarded to Group 1 students	Average amount of aid awarded to Group 1 students
01	Grant or scholarship aid from the federal government, state/local government, the institution, and other sources known to the institution (Do NOT include federal student loans)	5,409	48	40,894,507	7,560
	02 Pell Grants	2,856	25	13,044,972	4,568
03	Federal student loans	3,731	33	35,041,654	9,392

 The notes below provide context for the data you've reported above and may be posted on the College Navigator website. Choose one option that best explains your data or choose "Non-applicable" if you do not wish to provide context notes. If none of the options provided explain your institution's data, then choose "Other" and write your own context notes. Notes should be written so that they can be understood by

students and parents. For example, institutions may report here other sources of private aid not included in the categories listed.

Non-applicable

<div style="border: 1px solid black; height: 100px; width: 100%;"></div>
--

Institution: University of Missouri-Kansas City (178402)

User ID: 29C0011

Section 1: Part C, Page 1

Part C, Page 1 - Enter Information about Group 2

Group 2 students are all full-time, first-time degree/certificate-seeking undergraduate students enrolled in Fall 2018.

In the fields below, report the number of Group 2 students paying in-district, in-state, and out-of-state tuition rates. If your institution does not offer different rates, report all students as paying in-state tuition rates.

Information from Part A:			Fall 2018		
Group 2 (This number is carried forward from Part A, Line 02)			1,175		
Full-time, first-time degree/certificate-seeking undergraduates					
Group 2 students:			YOUR PRIOR YEAR DATA		
			Fall 2018		Fall 2017
			Number of Group 2 students	Percentage of Group 2 students	Percentage of Group 2 students
01	01a	<u>paying in-district tuition rates</u>	<input type="text" value="0"/>	0	0
	01b	<u>paying in-state tuition rates</u>	<input type="text" value="984"/>	84	85
	01c	<u>paying out-of-state tuition rates</u>	<input type="text" value="191"/>	16	15
	01d	Unknown (calculated value) This value is calculated using the following formula: [A02-(C01a+C01b+C01c)]	0	0	0

Institution: University of Missouri-Kansas City (178402)

User ID: 29C0011

Section 1: Part C, Page 2

Part C, Page 2 - Enter Information about Group 2

Part C includes financial aid information about Group 2. Group 2 students are all full-time, first-time degree/certificate-seeking undergraduate students enrolled in Fall 2018.


For this part, report:

For These Students	The Following Type(s) of Aid	Awarded in This Period
<ul style="list-style-type: none"> • Full-time, first-time degree/certificate-seeking undergraduate students enrolled in Fall 2018 	<ul style="list-style-type: none"> • Grant or scholarship aid from: <ul style="list-style-type: none"> ◦ federal government ◦ state/local government ◦ the institution • Loans to students from: <ul style="list-style-type: none"> ◦ the federal government ◦ other sources, including private or other loans • Do not include: <ul style="list-style-type: none"> ◦ grant or scholarship aid from private or other sources ◦ PLUS loans or loans made to anyone other than the student 	<ul style="list-style-type: none"> • Any time during academic year 2018-19 • For program reporters, this is the aid year period from July 1, 2018 through June 30, 2019.

In the fields below, report the number of Group 2 students and the total amount of aid awarded to these students for each type of aid. Enter unduplicated student counts within a category (e.g., Pell Grants). However, a student can appear in more than one aid category.

Information from Part A:	Fall 2018
Group 2 (This number is carried forward from Part A, Line 02) Full-time, first-time degree/certificate-seeking undergraduates	1,175
Group 2a (This number is carried forward from Part A, Line 02a) Of those in Group 2, those who were awarded: -Federal Work Study -loans to students -grant or scholarship aid from the federal government, state/local government, or the institution -other sources known to the institution	1,083
Group 2b (This number is carried forward from Part A, Line 02b) Of those in Group 2, those who were awarded: -loans to students -grant or scholarship aid from the federal government, state/local government, or the institution	1,062
Group 3 (This number is carried forward from Part A, Line 03) Of those in Group 2, those who paid the in-state or in-district tuition rate and were awarded: -grant or scholarship aid from the federal government, state/local government, or the institution	893
Aid Type	YOUR PRIOR YEAR DATA
	Fall 2018
	Fall 2017

			Number of Group 2 students who were awarded aid	Percentage of Group 2 students who were awarded aid	Total amount of aid awarded to Group 2 students	Average amount of aid awarded to Group 2 students	Average amount of aid awarded to Group 2 students
01	Grants or scholarships from the federal government, state/local government, or the institution		1,003	85	6,955,618	6,935	7,104
02	<u>Federal grants</u>		450	38	2,154,733	4,788	4,705
	02a	<u>Pell Grants</u>	450	38	2,138,983	4,753	4,667
	02b	<u>Other federal grants</u>	11	1	15,750	1,432	1,468
03	<u>State/local government grants or scholarships</u> (includes fellowships/tuition waivers/exemptions)		462	39	1,026,035	2,221	2,149
04	<u>Institutional grants or scholarships</u> (includes fellowships/tuition waivers/exemptions)		858	73	3,774,850	4,400	4,504
05	<u>Loans to students</u>		560	48	3,662,217	6,540	6,713
	05a	Federal loans	555	47	2,879,143	5,188	5,693
	05b	Other loans (including private loans)	53	5	783,074	14,775	9,751

 The notes below provide context for the data you've reported above and **may** be posted on the College Navigator website. Choose one option that best explains your data or choose "Non-applicable" if you do not wish to provide context notes. If none of the options provided explain your institution's data, then choose "Other" and write your own context notes. Notes should be written to be understood by students and parents. For example, institutions may report here other sources of private aid not included in the categories listed.

Non-applicable

^
v
<
>

Institution: University of Missouri-Kansas City (178402)

User ID: 29C0011

Section 1: Comparison Chart**Comparison Chart**

Based on the information reported on the previous screens for Group 1 (all undergraduates) and Group 2 (full-time, first-time degree/certificate-seeking undergraduates), this comparison chart seeks to help institutions check their reported data. Assuming that the information on Groups 1 and 2 is correct, then the calculated fields for 'All Other Undergraduates' should be the balance (Group 1 minus Group 2). If the balance does not check with your institution's calculations, please correct your reported numbers for Groups 1 and 2 before moving forward with the completion of the SFA survey component.

Note: Data for the 'All Other Undergraduates' will appear in the IPEDS Data Center for data users, but not in College Navigator.

		Number of students	Pell grants	Federal Student Loans
01	Group 1 (all undergraduates)	11,319		
02	Number of students who were awarded aid		2,856	3,731
03	Percentage who were awarded aid		25	33
04	Total amount of aid awarded		13,044,972	35,041,654
05	Average amount of aid awarded		4,568	9,392
06	Group 2 (Full-time, first-time undergraduates)	1,175		
07	Number of students who were awarded aid		450	555
08	Percentage who were awarded aid		38	47
09	Total amount of aid awarded		2,138,983	2,879,143
10	Average amount of aid awarded		4,753	5,188
11	All other undergraduates (Line 01 - Line 06)	10,144		
12	Number of students who were awarded aid (Line 02 - Line 07)		2,406	3,176
13	Percentage who were awarded aid (Line 12 / Line 11)		24	31
14	Total amount of aid awarded (Line 04 - Line 09)		10,905,989	32,162,511
15	Average amount of aid awarded (Line 14 / Line 12)		4,533	10,127



Institution: University of Missouri-Kansas City (178402)

User ID: 29C0011

Section 1: Cost of Attendance**Cost of attendance for full-time, first-time undergraduate students:**

Please enter the amounts requested below. These data will be made available to the public on College Navigator. If your institution participates in any Title IV programs (Pell, Stafford, etc.), you must complete all information. **Estimates of expenses for books and supplies, room and board, and other expenses are those from the Cost of Attendance report used by the financial aid office in determining financial need. Please talk to your financial aid office to get these numbers to ensure that you are reporting correctly.**

These numbers are carried forward from Institutional Characteristics and should only be changed if an error was made in the reporting.

Charges for full academic year		2016-17	2017-18	2018-19
Published tuition and required fees:				
<u>In-district</u>				
	Tuition	6,535	6,672	6,811
	Required fees	1,311	1,339	1,367
	Tuition + fees total	7,846	8,011	8,178
<u>In-state</u>				
	Tuition	6,535	6,672	6,811
	Required fees	1,311	1,339	1,367
	Tuition + fees total	7,846	8,011	8,178
<u>Out-of-state</u>				
	Tuition	17,575	18,454	18,840
	Required fees	1,311	1,339	1,367
	Tuition + fees total	18,886	19,793	20,207
	 <u>Books and supplies</u>	980	1,002	926
On-campus:				
	<u>Room and board</u>	10,616	11,026	11,498
	<u>Other expenses</u>	4,018	3,490	3,514
	Room and board and other expenses	14,634	14,516	15,012
Off-campus (not with family):				
	<u>Room and board</u>	9,516	9,922	10,314
	<u>Other expenses</u>	5,434	4,210	4,226
	Room and board and other expenses	14,950	14,132	14,540
 Off-campus (with family):				
	<u>Other expenses</u>	5,434	4,210	4,226

Institution: University of Missouri-Kansas City (178402)

User ID: 29C0011

Section 1: Part D

Part D - Enter Information about Group 3

Group 3 students are all full-time, first-time degree/certificate-seeking undergraduate students enrolled in Fall 2018 paid the in-state or in-district tuition rate and who were awarded grant or scholarship aid from the following sources: the federal government, state/local government, or the institution. The information you report in this part will be used in Part F to calculate average institutional net price.

For this part, report:


For These Students	The Following Type(s) of Aid	Awarded in This Period
<ul style="list-style-type: none"> • Full-time, first-time degree/certificate-seeking undergraduate students enrolled in Fall 2018 paid the in-state or in-district tuition rate and who were awarded grant or scholarship aid from the following sources: the federal government, state/local government, or the institution • Do not include students who were awarded only grant or scholarship aid from private or other sources, or students who were awarded only non-grant aid 	<ul style="list-style-type: none"> • Grant or scholarship aid from: <ul style="list-style-type: none"> ◦ federal government ◦ state/local government ◦ the institution • Do not include grant or scholarship aid from private or other sources 	<ul style="list-style-type: none"> • Any time during academic year 2018-19

In the fields below, report the number of Group 3 students with each type of living arrangement and the total amount of grant or scholarship aid from the federal government, state/local government, or the institution awarded to these students.

Information from Part A:	YOUR PRIOR YEAR DATA 2016-2017	YOUR PRIOR YEAR DATA 2017-2018	2018-2019
Group 3 Full-time, first-time degree/certificate-seeking undergraduate students paid the in-state or in-district tuition rate and who were awarded grant or scholarship aid from the following sources: the federal government, state/local government, or the institution (This number is carried forward from Part A, Line 03)	898	922	893

01	Report the number of Group 3 students with the following living arrangements:	YOUR PRIOR YEAR DATA 2016-17	YOUR PRIOR YEAR DATA 2017-18	2018-19
	01a <u>On-campus</u>	543	558	517
	01b <u>Off-campus (with family)</u>	229	218	235
	01c <u>Off-campus (not with family)</u>	83	89	89
	01d Unknown (calculated) This value is calculated	43	57	52

		using the following formula: [A03-(D01a+D01b+D01c)]		
02	Report the total amount of grant or scholarship aid from the federal government, state/local government, or the institution awarded to Group 3 students		5,534,520	5,874,398
03	Average grant or scholarship aid from the federal government, state/local government, or the institution awarded to Group 3 students (calculated value). This value is calculated using the following formula: [D02/A03]	6,163	6,371	6,131

 The notes below provide context for the data you've reported above and may be posted on the College Navigator website. Choose one option that best explains your data or choose "Non-applicable" if you do not wish to provide context notes. If none of the options provided explain your institution's data, then choose "Other" and write your own context notes. Notes should be written to be understood by students and parents. For example, institutions may report here other sources of private aid not included in the categories listed.

Non-applicable

Institution: University of Missouri-Kansas City (178402)

User ID: 29C0011

Section 1: Part E

Part E – Enter Information about Group 4

Part E includes financial aid information about Group 4. undergraduate students enrolled in Fall 2018 paid the in-state or in-district tuition rate and who were awarded any Title IV federal student aid, including federal grants or federal student loans. The information you report in this part will be used in Part G to calculate average institutional net price by income level.

For this part, report:

For These Students	The Following Type(s) of Aid	Awarded in This Period
<ul style="list-style-type: none"> Full-time, first-time degree/certificate-seeking undergraduate students enrolled in Fall 2018 paid the in-state or in-district tuition rate and who were awarded any Title IV federal student aid 	<ul style="list-style-type: none"> Grant or scholarship aid from: <ul style="list-style-type: none"> federal government state/local government the institution Do not include: <ul style="list-style-type: none"> grant or scholarship aid from private or other sources loan amounts Federal Work Study amounts 	<ul style="list-style-type: none"> Any time during academic year 2018-19

In the fields below, report the number of Group 4 students with each type of living arrangement and the total amount of grant or scholarship aid from the federal government, state/local government, or the institution awarded to these students by income level.

Information from Part A: 2016-17 2017-18 2018-19

Group 4

Full-time, first-time degree/certificate-seeking undergraduate students paid the in-state or in-district tuition rate and who were awarded any Title IV federal student aid (This number is carried forward from Part A, Line 04)

721 706 688

01 **Report the number of Group 4 students with the following living arrangements:** YOUR PRIOR YEAR DATA YOUR PRIOR YEAR DATA


2016-17 2017-18 2018-19

			2016-17	2017-18	2018-19
01a	<u>On-campus</u>		458	456	420
01b	<u>Off-campus (with family)</u>		186	175	187
01c	<u>Off-campus (not with family)</u>		77	75	81
01d	Unknown (calculated) This value is calculated using the formula: [A04-(E01a+E01b+E01c)]		0	0	0

Number of students who were awarded any Title IV aid (Group 4)	Of those in Column 1, the number who were awarded any grant or scholarship aid from the following sources: the	Of those in Column 1, the total amount of grant or scholarship aid awarded from the following sources: the federal	Average amount of federal, state/local, and institutional grant or scholarship aid awarded
--	--	--	--

			federal government, state/local government, or the institution	government, state/local government, or the institution	to Group 4 students	
			2016-17			
			Col. 1	Col. 2	Col. 3	Col. 4
02	Income level					
	02a	\$0-30,000	208	207	1,822,936	8,764
	02b	\$30,001-48,000	128	127	1,066,022	8,328
	02c	\$48,001-75,000	124	109	735,803	5,934
	02d	\$75,001-110,000	124	62	432,292	3,486
	02e	\$110,001 and more	137	39	429,390	3,134
	02f	Total all income levels	721	544	4,486,443	6,223
			2017-18			
			Col. 1	Col. 2	Col. 3	Col. 4
03	Income level					
	03a	\$0-30,000	218	218	2,065,550	9,475
	03b	\$30,001-48,000	123	121	1,060,791	8,624
	03c	\$48,001-75,000	118	106	736,886	6,245
	03d	\$75,001-110,000	117	67	446,327	3,815
	03e	\$110,001 and more	130	32	393,211	3,025
	03f	Total all income levels	706	544	4,702,765	6,661
			2018-19			
			Col. 1	Col. 2	Col. 3	Col. 4
04	Income level					
	04a	\$0-30,000	190	190	1,722,169	9,064
	04b	\$30,001-48,000	125	122	1,071,988	8,576
	04c	\$48,001-75,000	124	109	813,232	6,558
	04d	\$75,001-110,000	107	55	415,990	3,888
	04e	\$110,001 and more	142	34	439,315	3,094

	04f	Total all income levels	688	510	4,462,694	6,486
--	-----	--------------------------------	-----	-----	-----------	-------

 The notes below provide context for the data you've reported above and **may** be posted on the College Navigator website. Choose one option that best explains your data or choose "Non-applicable" if you do not wish to provide context notes. If none of the options provided explain your institution's data, then choose "Other" and write your own context notes. Notes should be written to be understood by students and parents. For example, institutions may report here other sources of private aid not included in the categories listed.

Non-applicable

Institution: University of Missouri-Kansas City (178402)

User ID: 29C0011


Section 1: Part F

Part F – Net Price Calculation for Group 3

The following net price calculation is based on information that your institution reported in the Institutional Characteristics component and the Student Financial Aid component. For more information about the data your institution reported in the Institutional Characteristics component, please contact your institution’s IPEDS Keyholder.

		YOUR PRIOR YEAR DATA 2016-17	YOUR PRIOR YEAR DATA 2017-18	2018-19
Components of cost of attendance				
01	Published <u>tuition</u> and <u>required fees</u> (lower of in-district or in-state)	7,846	8,011	8,178
02	<u>Books and supplies</u>	980	1,002	926
03	<u>Room and board and other expenses</u> by living arrangement			
03a	<u>On-campus</u>	14,634	14,516	15,012
03b	<u>Off-campus (with family)</u>	5,434	4,210	4,226
03c	<u>Off-campus (not with family)</u>	14,950	14,132	14,540
04	Number of Group 3 students by living arrangement			
04a	<u>On-campus</u>	543	558	517
04b	<u>Off-campus (with family)</u>	229	218	235
04c	<u>Off-campus (not with family)</u>	83	89	89
04d	Unknown	43	57	52
05	Weighted average for room and board and other expenses by living arrangement (excluding unknown values) See instructions for the formula for this calculation	12,201	11,879	11,948
06	Total cost of attendance This value is calculated using the following formula: [F01+F02+F05]	21,027	20,892	21,052
07	Average amount of grant or scholarship aid awarded to Group 3 students from the following sources: the federal government, state/local government, and the institution	6,163	6,371	6,131
08	Average institutional <u>net price</u> for Group 3 students This value is calculated using the following formula: [F06-F07]	14,864	14,521	14,921

As required by the *Higher Education Act, as amended (2008)*, these amounts will be posted on the U.S. Department of Education’s College Navigator website and used in the U.S. Department of Education’s College Affordability and Transparency Lists.

 **The notes below provide context for the data you've reported above and may be posted on the College Navigator website. Choose one option that best explains your data or choose "Non-applicable" if you do not wish to provide context notes. If none of the options provided explains your institution’s data, then choose "Other" and write your own context notes. Notes should be written to be understood by students and parents. For example, institutions may report here other sources of private aid not included in the categories listed.**

Non-applicable

An empty table with a light gray background and a thin black border. The table has a vertical scrollbar on the right side and a horizontal scrollbar at the bottom, both with small arrowheads. The table is currently empty of any data.

Institution: University of Missouri-Kansas City (178402)


User ID: 29C0011

Section 1: Part G**Part G – Net Price Calculation for Group 4**

The following net price calculation is based on information that your institution reported in the Institutional Characteristics component and the Student Financial Aid component. For more information about the data your institution reported in the Institutional Characteristics component, please contact your institution's IPEDS Keyholder.

		YOUR PRIOR YEAR DATA	YOUR PRIOR YEAR DATA	2018-19
		2016-17	2017-18	
Components of cost of attendance				
01	Published <u>tuition</u> and <u>required fees</u> (lower of in-district or in-state)	7,846	8,011	8,178
02	<u>Books and supplies</u>	980	1,002	926
03	<u>Room and board and other expenses</u> by living arrangement			
	03a <u>On-campus</u>	14,634	14,516	15,012
	03b <u>Off-campus (with family)</u>	5,434	4,210	4,226
	03c <u>Off-campus (not with family)</u>	14,950	14,132	14,540
04	Number of Group 4 students by living arrangement			
	04a <u>On-campus</u>	458	456	420
	04b <u>Off-campus (with family)</u>	186	175	187
	04c <u>Off-campus (not with family)</u>	77	75	81
	04d Unknown	0	0	0
05	Weighted average for room and board and other expenses by living arrangement (excluding unknown values) See instructions for the formula for this calculation	12,294	11,921	12,025
06	Total cost of attendance by income level This value is calculated using the following formula: [G01+G02+G05]	21,120	20,934	21,129
07	Average amount of grant or scholarship aid awarded to Group 4 students from the following sources: the federal government, state/local government, and the institution	6,223	6,661	6,486
	07a \$0-30,000	8,764	9,475	9,064
	07b \$30,001-48,000	8,328	8,624	8,576
	07c \$48,001-75,000	5,934	6,245	6,558
	07d \$75,001-110,000	3,486	3,815	3,888
	07e \$110,001 and more	3,134	3,025	3,094
08	Average institutional <u>net price</u> for Group 4 students This value is calculated using the following formula: [G06-G07]			
	08a \$0-30,000	12,356	11,459	12,065
	08b \$30,001-48,000	12,792	12,310	12,553
	08c \$48,001-75,000	15,186	14,689	14,571
	08d \$75,001-110,000	17,634	17,119	17,241
	08e \$110,001 and more	17,986	17,909	18,035

As required by the *Higher Education Act, as amended (2008)*, these amounts will be posted on the U.S. Department of Education's College Navigator website.

 **The notes below provide context for the data you've reported above and may be posted on the College Navigator website. Choose one option that best explains your data or choose "Non-applicable" if you do not wish to provide context notes. If none of the options provided explain your institution's data, then choose "Other" and write your own context notes. Notes should be written to be understood by students and parents. For example, institutions may report here other sources of private aid not included in the categories listed.**

Non-applicable

^
v

< >

Institution: University of Missouri-Kansas City (178402)

User ID: 29C0011

Section 2: Military Servicemembers and Veteran's Benefits - Undergraduate and Graduate**Section 2: Military Servicemembers and Veteran's Benefits**

IMPORTANT NOTE: Report for **Post-9/11 GI Bill Benefits: July 1, 2018 - June 30, 2019** and Report for **Department of Defense Tuition Assistance Program: October 1, 2018 - September 30, 2019**

- Report the total number of student recipients and the total dollar amounts for each program.
- Student recipients can also include eligible dependents.
- Consult with your campus certifying official, who may not be in the student financial aid office.
- For Post-9/11 GI Bill Benefits, do not include the matching institutional aid provided through the Yellow Ribbon Program if your school participated.
- Information reported to IPEDS is only what is known to the institution.
- Enter zero (0) if your institution did not have beneficiaries for that student level or program. Please do not leave a cell blank.

				YOUR PRIOR YEAR DATA
Type of benefit/assistance	Number of students receiving benefits/assistance	Total dollar amount of benefits/assistance disbursed through the institution	Average dollar amount of benefits/assistance disbursed through the institution	Average dollar amount of benefits/assistance disbursed through the institution
<u>Post-9/11 GI Bill Benefits</u>				
Undergraduate students	168	894,364	5,324	5,252
Graduate students	48	363,265	7,568	7,416
Total	216	1,257,629	5,822	5,775
<u>Department of Defense Tuition Assistance Program</u>				
Undergraduate students	13	42,259	3,251	2,577
Graduate students	2	3,000	1,500	
Total	15	45,259	3,017	2,577

Institution: University of Missouri-Kansas City (178402)

User ID: 29C0011

Prepared by

The name of the preparer is being collected so that we can follow up with the appropriate person in the event that there are questions concerning the data. The Keyholder will be copied on all email correspondence to other preparers.

The time it took to prepare this component is being collected so that we can continue to improve our estimate of the reporting burden associated with IPEDS. Please include in your estimate the time it took for you to review instructions, query and search data sources, complete and review the component, and submit the data through the Data Collection System.

Thank you for your assistance.

This survey component was prepared by:

<input checked="" type="radio"/>	Keyholder	<input type="radio"/>	SFA Contact	<input type="radio"/>	HR Contact
<input type="radio"/>	Finance Contact	<input type="radio"/>	Academic Library Contact	<input type="radio"/>	Other
Name:	<input type="text" value="Randy Sade"/>				
Email:	<input type="text" value="SadeR@umsystem.edu"/>				

How many staff from your institution only were involved in the data collection and reporting process of this survey component?

<input type="text" value="4.00"/>	Number of Staff (including yourself)
-----------------------------------	--------------------------------------

How many hours did you and others from your institution only spend on each of the steps below when responding to this survey component?

Exclude the hours spent collecting data for state and other reporting purposes.

Staff member	Collecting Data Needed		Revising Data to Match IPEDS Requirements		Entering Data		Revising and Locking Data	
Your office	<input type="text" value="5.50"/>	hours	<input type="text" value="0.00"/>	hours	<input type="text" value="1.00"/>	hours	<input type="text" value="1.25"/>	hours
Other offices	<input type="text" value="16.50"/>	hours	<input type="text" value="0.00"/>	hours	<input type="text" value="1.50"/>	hours	<input type="text" value="0.50"/>	hours

Institution: University of Missouri-Kansas City (178402)

User ID: 29C0011

Summary**IPEDS Student Financial Aid (SFA) Survey Summary**

IPEDS collects important information regarding your institution. All data reported in IPEDS survey components become available in the IPEDS Data Center and appear as aggregated data in various Department of Education reports. Additionally, some of the reported data appears specifically for your institution through the College Navigator website and is included in your institution's Data Feedback Report (DFR). The purpose of this summary is to provide you an opportunity to view some of the data that, when accepted through the IPEDS quality control process, will appear on the College Navigator website and/or your DFR. College Navigator is updated approximately three months after the data collection period closes and Data Feedback Reports will be available through the [Data Center](#) and sent to your institution's CEO in November 2019.

Please review your data for accuracy. If you have questions about the data displayed below after reviewing the data reported on the survey screens, please contact the IPEDS Help Desk at: 1-877-225-2568 or ipedshelp@rti.org.

Total grant aid awarded to all undergraduate students		\$40,894,507
Number of undergraduate students who were awarded a Pell Grant		2,856
Percentage of FTFT students who were awarded any financial aid		92%
	Percentage of FTFT students who were awarded grant aid by type	Average amount of grant aid awarded by type
Total	85%	\$6,935
Federal Government	38%	\$4,788
Pell	38%	\$4,753
Other Federal	1%	\$1,432
State/Local Government	39%	\$2,221
Institutional	73%	\$4,400
	Percentage of FTFT students who were awarded and accepted loans by type	Average amount of loans awarded and accepted by type
Total	48%	\$6,540
Federal	47%	\$5,188
Non-federal	5%	\$14,775
Average net price for FTFT students who were awarded grant aid		\$14,921
Average net price for FTFT students who were awarded Title IV federal student aid		
\$0 – 30,000		\$12,065
\$30,001 – 48,000		\$12,553
\$48,001 – 75,000		\$14,571

\$75,001 - 110,000	\$17,241
\$110,001 and more	\$18,035

Military Service members and Veteran's Benefits			
		Number of students receiving benefits/assistance	Total dollar amount of benefits/assistance awarded through the institution
Post-9/11 GI Bill Benefits			
	Undergraduate students	168	\$894,364
	Graduate students	48	\$363,265
	Total	216	\$1,257,629
Department of Defense Tuition Assistance Program			
	Undergraduate students	13	\$42,259
	Graduate students	2	\$3,000
	Total	15	\$45,259

Institution: University of Missouri-Kansas City (178402)

User ID: 29C0011

Edit Report

Student Financial Aid

University of Missouri-Kansas City (178402)

Source	Description	Severity	Resolved	Options
--------	-------------	----------	----------	---------

Screen: Part C, Page 2 - Enter Information about Group 2

Screen Entry	The average amount of this type of aid awarded to Group 2 students is outside the expected range of between 7,801 and 11,701 when compared with the prior year value. Please check the number of students and the total amount of aid awarded to these students, and correct or explain the discrepant values. (Error #7147)	Explanation	Yes	
Reason:	More first time college students pursued private loans as a financial aid resource during this award year.			