

Student Financial Aid 2019-20 2018-19 Data
Institution: Missouri University of Science and Technology (178411) User ID: 29C0011

Overview

**IPEDS Student Financial Aid Component Overview
Public Academic Reporters**

Welcome to the Student Financial Aid (SFA) component. The purpose of the SFA component is to collect information about financial aid provided to various groups of undergraduate students and military/veteran educational benefits for all students at your institution.

Changes to reporting for 2019-20

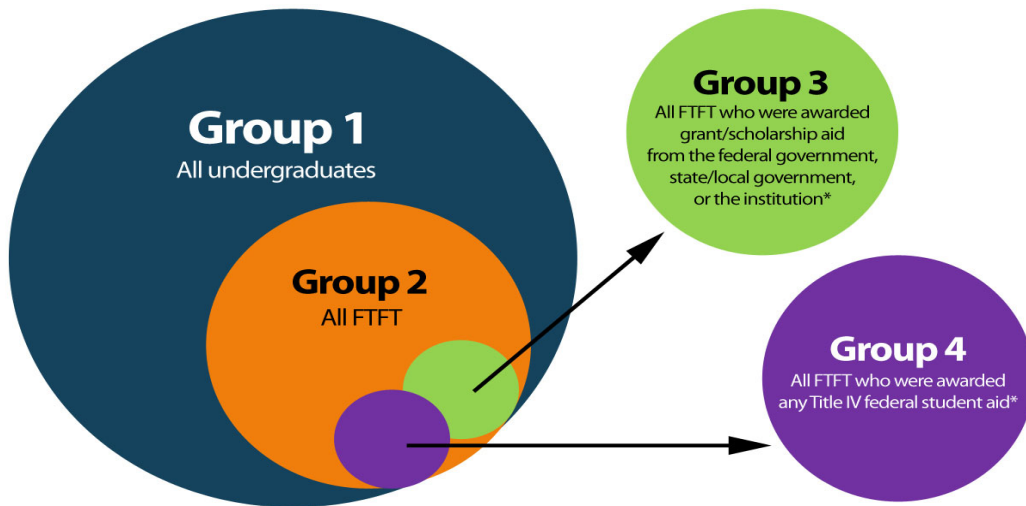
- There is a new instruction to exclude students participating in Experimental Pell (See <https://experimentalsites.ed.gov/exp/approved.html>)

Data Reporting Reminders

Undergraduate Student Groups

You will be asked to report information for different groups of students.

- **Group 1:** All undergraduate students
- **Group 2:** Of Group 1, full-time, first-time degree/certificate-seeking students (FTFT)
- **Group 3:** Of Group 2, FTFT students who paid the in-state/in-district tuition rate and were awarded any grant/scholarship aid from the federal government, state/local government, or the institution
- **Group 4:** Of Group 2, FTFT students who paid the in-state/in-district tuition rate and were awarded any Title IV federal student aid



*For public institutions, include only those students paying the in-state or in-district tuition rate. For program reporters, include only those students enrolled in the institution's largest program.

COA Revisions

Revisions to Cost of Attendance (COA) used to calculate the net price of attendance can be made in this component.

Consult the instructions and screens to make sure you are reporting the correct aid amounts for the correct groups of students.

College Affordability and Transparency Lists

Net price amounts calculated in SFA will be used to populate the U.S. Department of Education's College Affordability and Transparency lists.

Interactive Edits and Error Messages

SFA contains interactive edits that will check for blank fields, invalid values, or values that fall outside expected ranges. Some error messages will require you to confirm or explain the values that you entered. Some error messages are fatal and will require you to contact the IPEDS Help Desk at (877) 225-2568 for resolution.

Context Boxes

You will find optional text boxes throughout SFA. Context boxes allow you to provide more information about the data you enter. Some of these context boxes may be made available to the public on College Navigator, so make sure that the information you enter can be understood easily by students, parents, and the general public.

Resources

To download the survey materials for this component: [Survey Materials](#)

To access your prior year data submission for this component: [Reported Data](#)


Institution: Missouri University of Science and Technology (178411)

User ID: 29C0011

Section 1: Part A**Part A - Establish Your Groups**

Part A establishes the number of students in various groups. Note that the numbers on this screen will be carried forward to other parts of the Student Financial Aid component.

In the fields below, report the number of students in each of the following groups.

		 Fall 2018	YOUR PRIOR YEAR DATA Fall 2017
01	Group 1 All <u>undergraduate</u> students	<input type="text" value="6,843"/>	6,919
02	Group 2 Of those in Group 1, those who are <u>full-time</u> , <u>first-time</u> degree/certificate-seeking	<input type="text" value="1,309"/>	1,414
02a	Of those in Group 2, those who were awarded any <u>Federal Work Study</u> , <u>loans to students</u> , or grant or scholarship aid from the federal government, state/local government, the institution, or other sources known to the institution	<input type="text" value="1,258"/>	1,372
02b	Of those in Group 2, those who were awarded any <u>loans to students</u> or grant or scholarship aid from the federal government, state/local government, or the institution	<input type="text" value="1,245"/>	1,356
03	Group 3 Of those in Group 2, those paid the in-state or in-district tuition rate and who were awarded grant or scholarship aid from the federal government, state/local government, or the institution	<input type="text" value="967"/>	1,095
04	Group 4 Of those in Group 2, those paid the in-state or in-district tuition rate and who were awarded any <u>Title IV federal student aid</u>	<input type="text" value="674"/>	741

Institution: Missouri University of Science and Technology (178411)

User ID: 29C0011

Section 1: Part B

Part B - Enter Information About Group 1

Group 1 students are **ALL undergraduate** students (including first-time students) enrolled in Fall 2018.

For this part, report:

For These Students	The Following Type(s) of Aid	Awarded in This Period
<ul style="list-style-type: none"> All undergraduate students enrolled in Fall 2018 	<ul style="list-style-type: none"> Grant or scholarship aid from: <ul style="list-style-type: none"> federal government state/local government the institution other sources known to the institution Loans to students from: <ul style="list-style-type: none"> the federal government 	<ul style="list-style-type: none"> Any time during academic year 2018-19

In the fields below, report the number of Group 1 students and the total amount of aid awarded to these students for each type of aid.

Information from Part A:

Fall 2018


Group 1

All undergraduate students

6,843

(This number is carried forward from Part A, Line 01.)

		2018-19			
Aid Type		Number of Group 1 students who were awarded aid	Percentage of Group 1 students who were awarded aid	Total amount of aid awarded to Group 1 students	Average amount of aid awarded to Group 1 students
01	Grant or scholarship aid from the federal government, state/local government, the institution, and other sources known to the institution (Do NOT include federal student loans)	5,356	78	46,524,843	8,686
	02 Pell Grants	1,723	25	7,148,926	4,149
03	Federal student loans	3,321	49	20,438,164	6,154

 The notes below provide context for the data you've reported above and **may** be posted on the College Navigator website. Choose one option that best explains your data or choose "Non-applicable" if you do not wish to provide context notes. If none of the options provided explain your institution's data, then choose "Other" and write your own context notes. Notes should be written so that they can be understood by

students and parents. For example, institutions may report here other sources of private aid not included in the categories listed.

Non-applicable


--

Institution: Missouri University of Science and Technology (178411)

User ID: 29C0011

Section 1: Part C, Page 1

Part C, Page 1 - Enter Information about Group 2

Group 2 students are all full-time, first-time degree/certificate-seeking undergraduate students enrolled in Fall 2018.

In the fields below, report the number of Group 2 students paying in-district, in-state, and out-of-state tuition rates. If your institution does not offer different rates, report all students as paying in-state tuition rates.

Information from Part A:			Fall 2018		
Group 2 (This number is carried forward from Part A, Line 02)			1,309		
Full-time, first-time degree/certificate-seeking undergraduates					
Group 2 students:			YOUR PRIOR YEAR DATA		
			Fall 2018		Fall 2017
			Number of Group 2 students	Percentage of Group 2 students	Percentage of Group 2 students
01	01a	<u>paying in-district tuition rates</u>	<input type="text" value="0"/>	0	0
	01b	<u>paying in-state tuition rates</u>	<input type="text" value="1,100"/>	84	85
	01c	<u>paying out-of-state tuition rates</u>	<input type="text" value="209"/>	16	15
	01d	Unknown (calculated value) This value is calculated using the following formula: [A02-(C01a+C01b+C01c)]	0	0	0

Institution: Missouri University of Science and Technology (178411)

User ID: 29C0011

Section 1: Part C, Page 2

Part C, Page 2 - Enter Information about Group 2

Part C includes financial aid information about Group 2. Group 2 students are all full-time, first-time degree/certificate-seeking undergraduate students enrolled in Fall 2018.


For this part, report:

For These Students	The Following Type(s) of Aid	Awarded in This Period
<ul style="list-style-type: none"> • Full-time, first-time degree/certificate-seeking undergraduate students enrolled in Fall 2018 	<ul style="list-style-type: none"> • Grant or scholarship aid from: <ul style="list-style-type: none"> ◦ federal government ◦ state/local government ◦ the institution • Loans to students from: <ul style="list-style-type: none"> ◦ the federal government ◦ other sources, including private or other loans • Do not include: <ul style="list-style-type: none"> ◦ grant or scholarship aid from private or other sources ◦ PLUS loans or loans made to anyone other than the student 	<ul style="list-style-type: none"> • Any time during academic year 2018-19 • For program reporters, this is the aid year period from July 1, 2018 through June 30, 2019.

In the fields below, report the number of Group 2 students and the total amount of aid awarded to these students for each type of aid. Enter unduplicated student counts within a category (e.g., Pell Grants). However, a student can appear in more than one aid category.

Information from Part A:	Fall 2018
Group 2 (This number is carried forward from Part A, Line 02) Full-time, first-time degree/certificate-seeking undergraduates	1,309
Group 2a (This number is carried forward from Part A, Line 02a) Of those in Group 2, those who were awarded: -Federal Work Study -loans to students -grant or scholarship aid from the federal government, state/local government, or the institution -other sources known to the institution	1,258
Group 2b (This number is carried forward from Part A, Line 02b) Of those in Group 2, those who were awarded: -loans to students -grant or scholarship aid from the federal government, state/local government, or the institution	1,245
Group 3 (This number is carried forward from Part A, Line 03) Of those in Group 2, those who paid the in-state or in-district tuition rate and were awarded: -grant or scholarship aid from the federal government, state/local government, or the institution	967
Aid Type	YOUR PRIOR YEAR DATA
	Fall 2018
	Fall 2017

			Number of Group 2 students who were awarded aid	Percentage of Group 2 students who were awarded aid	Total amount of aid awarded to Group 2 students	Average amount of aid awarded to Group 2 students	Average amount of aid awarded to Group 2 students
01	Grants or scholarships from the federal government, state/local government, or the institution		1,189	91	10,806,079	9,088	9,173
02	<u>Federal grants</u>		323	25	1,520,230	4,707	4,428
	02a	<u>Pell Grants</u>	323	25	1,448,633	4,485	4,271
	02b	<u>Other federal grants</u>	145	11	71,597	494	486
03	<u>State/local government grants or scholarships</u> (includes fellowships/tuition waivers/exemptions)		650	50	1,784,692	2,746	2,724
04	<u>Institutional grants or scholarships</u> (includes fellowships/tuition waivers/exemptions)		1,061	81	7,501,157	7,070	7,066
05	<u>Loans to students</u>		695	53	5,067,079	7,291	6,992
	05a	Federal loans	674	51	3,565,285	5,290	5,308
	05b	Other loans (including private loans)	170	13	1,501,794	8,834	7,155

 The notes below provide context for the data you've reported above and **may** be posted on the College Navigator website. Choose one option that best explains your data or choose "Non-applicable" if you do not wish to provide context notes. If none of the options provided explain your institution's data, then choose "Other" and write your own context notes. Notes should be written to be understood by students and parents. For example, institutions may report here other sources of private aid not included in the categories listed.

Non-applicable

Institution: Missouri University of Science and Technology (178411)

User ID: 29C0011

Section 1: Comparison Chart**Comparison Chart**

Based on the information reported on the previous screens for Group 1 (all undergraduates) and Group 2 (full-time, first-time degree/certificate-seeking undergraduates), this comparison chart seeks to help institutions check their reported data. Assuming that the information on Groups 1 and 2 is correct, then the calculated fields for 'All Other Undergraduates' should be the balance (Group 1 minus Group 2). If the balance does not check with your institution's calculations, please correct your reported numbers for Groups 1 and 2 before moving forward with the completion of the SFA survey component.

Note: Data for the 'All Other Undergraduates' will appear in the IPEDS Data Center for data users, but not in College Navigator.

		Number of students	Pell grants	Federal Student Loans
01	Group 1 (all undergraduates)	6,843		
02	Number of students who were awarded aid		1,723	3,321
03	Percentage who were awarded aid		25	49
04	Total amount of aid awarded		7,148,926	20,438,164
05	Average amount of aid awarded		4,149	6,154
06	Group 2 (Full-time, first-time undergraduates)	1,309		
07	Number of students who were awarded aid		323	674
08	Percentage who were awarded aid		25	51
09	Total amount of aid awarded		1,448,633	3,565,285
10	Average amount of aid awarded		4,485	5,290
11	All other undergraduates (Line 01 - Line 06)	5,534		
12	Number of students who were awarded aid (Line 02 - Line 07)		1,400	2,647
13	Percentage who were awarded aid (Line 12 / Line 11)		25	48
14	Total amount of aid awarded (Line 04 - Line 09)		5,700,293	16,872,879
15	Average amount of aid awarded (Line 14 / Line 12)		4,072	6,374



Institution: Missouri University of Science and Technology (178411)

User ID: 29C0011

Section 1: Cost of Attendance**Cost of attendance for full-time, first-time undergraduate students:**

Please enter the amounts requested below. These data will be made available to the public on College Navigator. If your institution participates in any Title IV programs (Pell, Stafford, etc.), you must complete all information. *Estimates of expenses for books and supplies, room and board, and other expenses are those from the **Cost of Attendance report** used by the financial aid office in determining financial need. Please talk to your financial aid office to get these numbers to ensure that you are reporting correctly.*

These numbers are carried forward from Institutional Characteristics and should only be changed if an error was made in the reporting.

Charges for full academic year		2016-17	2017-18	2018-19
Published tuition and required fees:				
<u>In-district</u>				
	Tuition	7,734	7,896	8,061
	Required fees	1,323	1,350	1,379
	Tuition + fees total	9,057	9,246	9,440
<u>In-state</u>				
	Tuition	7,734	7,896	8,061
	Required fees	1,323	1,350	1,379
	Tuition + fees total	9,057	9,246	9,440
<u>Out-of-state</u>				
	Tuition	23,850	24,568	25,082
	Required fees	1,323	1,350	1,379
	Tuition + fees total	25,173	25,918	26,461
	 <u>Books and supplies</u>	836	822	838
On-campus:				
	<u>Room and board</u>	9,780	10,094	10,274
	<u>Other expenses</u>	2,372	1,850	1,888
	Room and board and other expenses	12,152	11,944	12,162
Off-campus (not with family):				
	<u>Room and board</u>			
	<u>Other expenses</u>			
	Room and board and other expenses	0	0	0
 Off-campus (with family):				
	<u>Other expenses</u>			1,888

Institution: Missouri University of Science and Technology (178411)

User ID: 29C0011

Section 1: Part D

Part D - Enter Information about Group 3

Group 3 students are all full-time, first-time degree/certificate-seeking undergraduate students enrolled in Fall 2018 paid the in-state or in-district tuition rate and who were awarded grant or scholarship aid from the following sources: the federal government, state/local government, or the institution. The information you report in this part will be used in Part F to calculate average institutional net price.

For this part, report:


For These Students	The Following Type(s) of Aid	Awarded in This Period
<ul style="list-style-type: none"> Full-time, first-time degree/certificate-seeking undergraduate students enrolled in Fall 2018 paid the in-state or in-district tuition rate and who were awarded grant or scholarship aid from the following sources: the federal government, state/local government, or the institution Do not include students who were awarded only grant or scholarship aid from private or other sources, or students who were awarded only non-grant aid 	<ul style="list-style-type: none"> Grant or scholarship aid from: <ul style="list-style-type: none"> federal government state/local government the institution Do not include grant or scholarship aid from private or other sources 	<ul style="list-style-type: none"> Any time during academic year 2018-19

In the fields below, report the number of Group 3 students with each type of living arrangement and the total amount of grant or scholarship aid from the federal government, state/local government, or the institution awarded to these students.

Information from Part A:	YOUR PRIOR YEAR DATA 2016-2017	YOUR PRIOR YEAR DATA 2017-2018	2018-2019
Group 3 Full-time, first-time degree/certificate-seeking undergraduate students paid the in-state or in-district tuition rate and who were awarded grant or scholarship aid from the following sources: the federal government, state/local government, or the institution (This number is carried forward from Part A, Line 03)	1,072	1,095	967

01	Report the number of Group 3 students with the following living arrangements:	YOUR PRIOR YEAR DATA	YOUR PRIOR YEAR DATA	
		2016-17	2017-18	2018-19
	01a On-campus	1,072	1,095	953
	01b Off-campus (with family)	0	0	14
	01c Off-campus (not with family)	0	0	0
	01d Unknown (calculated) This value is calculated	0	0	0

		using the following formula: [A03-(D01a+D01b+D01c)]		
02	Report the total amount of grant or scholarship aid from the federal government, state/local government, or the institution awarded to Group 3 students		8,481,740	8,779,351
03	Average grant or scholarship aid from the federal government, state/local government, or the institution awarded to Group 3 students (calculated value). This value is calculated using the following formula: [D02/A03]		7,912	8,018

 The notes below provide context for the data you've reported above and may be posted on the College Navigator website. Choose one option that best explains your data or choose "Non-applicable" if you do not wish to provide context notes. If none of the options provided explain your institution's data, then choose "Other" and write your own context notes. Notes should be written to be understood by students and parents. For example, institutions may report here other sources of private aid not included in the categories listed.

Non-applicable

Institution: Missouri University of Science and Technology (178411)

User ID: 29C0011

Section 1: Part E

Part E – Enter Information about Group 4

Part E includes financial aid information about Group 4. undergraduate students enrolled in Fall 2018 paid the in-state or in-district tuition rate and who were awarded any Title IV federal student aid, including federal grants or federal student loans. The information you report in this part will be used in Part G to calculate average institutional net price by income level.

For this part, report:

For These Students	The Following Type(s) of Aid	Awarded in This Period
<ul style="list-style-type: none"> Full-time, first-time degree/certificate-seeking undergraduate students enrolled in Fall 2018 paid the in-state or in-district tuition rate and who were awarded any Title IV federal student aid 	<ul style="list-style-type: none"> Grant or scholarship aid from: <ul style="list-style-type: none"> federal government state/local government the institution Do not include: <ul style="list-style-type: none"> grant or scholarship aid from private or other sources loan amounts Federal Work Study amounts 	<ul style="list-style-type: none"> Any time during academic year 2018-19

In the fields below, report the number of Group 4 students with each type of living arrangement and the total amount of grant or scholarship aid from the federal government, state/local government, or the institution awarded to these students by income level.

Information from Part A: 2016-17 2017-18 2018-19

Group 4


Full-time, first-time degree/certificate-seeking undergraduate students paid the in-state or in-district tuition rate and who were awarded any Title IV federal student aid (This number is carried forward from Part A, Line 04)

735 741 674

01	Report the number of Group 4 students with the following living arrangements:	YOUR PRIOR YEAR DATA	YOUR PRIOR YEAR DATA	
		2016-17	2017-18	2018-19
	01a <u>On-campus</u>	735	741	659
	01b <u>Off-campus (with family)</u>	0	0	15
	01c <u>Off-campus (not with family)</u>	0	0	0
	01d Unknown (calculated) This value is calculated using the formula: [A04-(E01a+E01b+E01c)]	0	0	0
	Number of students who were awarded any Title IV aid (Group 4)	Of those in Column 1, the number who were awarded any grant or scholarship aid from the following sources: the	Of those in Column 1, the total amount of grant or scholarship aid awarded from the following sources: the federal	Average amount of federal, state/local, and institutional grant or scholarship aid awarded to

			federal government, state/local government, or the institution	government, state/local government, or the institution	Group 4 students	
2016-17						
			Col. 1	Col. 2	Col. 3	Col. 4
02	Income level					
	02a	\$0-30,000	131	131	1,496,547	11,424
	02b	\$30,001-48,000	110	110	1,246,442	11,331
	02c	\$48,001-75,000	147	144	1,116,592	7,596
	02d	\$75,001-110,000	144	122	787,927	5,472
	02e	\$110,001 and more	203	156	917,569	4,520
	02f	Total all income levels	735	663	5,565,077	7,572
2017-18						
			Col. 1	Col. 2	Col. 3	Col. 4
03	Income level					
	03a	\$0-30,000	134	132	1,617,998	12,075
	03b	\$30,001-48,000	112	112	1,191,347	10,637
	03c	\$48,001-75,000	129	126	1,003,262	7,777
	03d	\$75,001-110,000	168	156	1,026,114	6,108
	03e	\$110,001 and more	198	157	946,254	4,779
	03f	Total all income levels	741	683	5,784,975	7,807
2018-19						
			Col. 1	Col. 2	Col. 3	Col. 4
04	Income level					
	04a	\$0-30,000	130	130	1,489,298	11,456
	04b	\$30,001-48,000	83	83	958,761	11,551
	04c	\$48,001-75,000	116	115	1,061,725	9,153
	04d	\$75,001-110,000	136	113	836,560	6,151
	04e	\$110,001 and more	209	157	1,011,596	4,840

	04f	Total all income levels	674	598	5,357,940	7,949
--	-----	--------------------------------	-----	-----	-----------	-------

 The notes below provide context for the data you've reported above and **may** be posted on the College Navigator website. Choose one option that best explains your data or choose "Non-applicable" if you do not wish to provide context notes. If none of the options provided explain your institution's data, then choose "Other" and write your own context notes. Notes should be written to be understood by students and parents. For example, institutions may report here other sources of private aid not included in the categories listed.

Non-applicable

Institution: Missouri University of Science and Technology (178411)

User ID: 29C0011


Section 1: Part F

Part F – Net Price Calculation for Group 3

The following net price calculation is based on information that your institution reported in the Institutional Characteristics component and the Student Financial Aid component. For more information about the data your institution reported in the Institutional Characteristics component, please contact your institution's IPEDS Keyholder.

		YOUR PRIOR YEAR DATA 2016-17	YOUR PRIOR YEAR DATA 2017-18	2018-19
Components of cost of attendance				
01	Published <u>tuition</u> and <u>required fees</u> (lower of in-district or in-state)	9,057	9,246	9,440
02	<u>Books and supplies</u>	836	822	838
03	<u>Room and board and other expenses</u> by living arrangement			
03a	<u>On-campus</u>	12,152	11,944	12,162
03b	<u>Off-campus (with family)</u>			1,888
03c	<u>Off-campus (not with family)</u>	0	0	0
04	Number of Group 3 students by living arrangement			
04a	<u>On-campus</u>	1,072	1,095	953
04b	<u>Off-campus (with family)</u>	0	0	14
04c	<u>Off-campus (not with family)</u>	0	0	0
04d	Unknown	0	0	0
05	Weighted average for room and board and other expenses by living arrangement (excluding unknown values) See instructions for the formula for this calculation	12,152	11,944	12,013
06	Total cost of attendance This value is calculated using the following formula: [F01+F02+F05]	22,045	22,012	22,291
07	Average amount of grant or scholarship aid awarded to Group 3 students from the following sources: the federal government, state/local government, and the institution	7,912	8,018	8,337
08	Average institutional <u>net price</u> for Group 3 students This value is calculated using the following formula: [F06-F07]	14,133	13,994	13,954

As required by the *Higher Education Act, as amended (2008)*, these amounts will be posted on the U.S. Department of Education's College Navigator website and used in the U.S. Department of Education's College Affordability and Transparency Lists.

 **The notes below provide context for the data you've reported above and may be posted on the College Navigator website. Choose one option that best explains your data or choose "Non-applicable" if you do not wish to provide context notes. If none of the options provided explains your institution's data, then choose "Other" and write your own context notes. Notes should be written to be understood by students and parents. For example, institutions may report here other sources of private aid not included in the categories listed.**

Non-applicable

An empty table with a light gray background and a thin black border. The table has a vertical scrollbar on the right side and a horizontal scrollbar at the bottom, both with standard arrow icons. The table is currently empty of any data.

Institution: Missouri University of Science and Technology (178411)


User ID: 29C0011

Section 1: Part G**Part G – Net Price Calculation for Group 4**

The following net price calculation is based on information that your institution reported in the Institutional Characteristics component and the Student Financial Aid component. For more information about the data your institution reported in the Institutional Characteristics component, please contact your institution's IPEDS Keyholder.

		YOUR PRIOR YEAR DATA	YOUR PRIOR YEAR DATA	2018-19
		2016-17	2017-18	
Components of cost of attendance				
01	Published <u>tuition</u> and <u>required fees</u> (lower of in-district or in-state)	9,057	9,246	9,440
02	<u>Books and supplies</u>	836	822	838
03	<u>Room and board and other expenses</u> by living arrangement			
	03a <u>On-campus</u>	12,152	11,944	12,162
	03b <u>Off-campus (with family)</u>			1,888
	03c <u>Off-campus (not with family)</u>	0	0	0
04	Number of Group 4 students by living arrangement			
	04a <u>On-campus</u>	735	741	659
	04b <u>Off-campus (with family)</u>	0	0	15
	04c <u>Off-campus (not with family)</u>	0	0	0
	04d Unknown	0	0	0
05	Weighted average for room and board and other expenses by living arrangement (excluding unknown values) See instructions for the formula for this calculation	12,152	11,944	11,933
06	Total cost of attendance by income level This value is calculated using the following formula: [G01+G02+G05]	22,045	22,012	22,211
07	Average amount of grant or scholarship aid awarded to Group 4 students from the following sources: the federal government, state/local government, and the institution	7,572	7,807	7,949
	07a \$0-30,000	11,424	12,075	11,456
	07b \$30,001-48,000	11,331	10,637	11,551
	07c \$48,001-75,000	7,596	7,777	9,153
	07d \$75,001-110,000	5,472	6,108	6,151
	07e \$110,001 and more	4,520	4,779	4,840
08	Average institutional <u>net price</u> for Group 4 students This value is calculated using the following formula: [G06-G07]			
	08a \$0-30,000	10,621	9,937	10,755
	08b \$30,001-48,000	10,714	11,375	10,660
	08c \$48,001-75,000	14,449	14,235	13,058
	08d \$75,001-110,000	16,573	15,904	16,060
	08e \$110,001 and more	17,525	17,233	17,371

As required by the *Higher Education Act, as amended (2008)*, these amounts will be posted on the U.S. Department of Education's College Navigator website.

 **The notes below provide context for the data you've reported above and may be posted on the College Navigator website. Choose one option that best explains your data or choose "Non-applicable" if you do not wish to provide context notes. If none of the options provided explain your institution's data, then choose "Other" and write your own context notes. Notes should be written to be understood by students and parents. For example, institutions may report here other sources of private aid not included in the categories listed.**

Non-applicable

^
v

< >

Institution: Missouri University of Science and Technology (178411)

User ID: 29C0011

Section 2: Military Servicemembers and Veteran's Benefits - Undergraduate and Graduate**Section 2: Military Servicemembers and Veteran's Benefits**

IMPORTANT NOTE: Report for **Post-9/11 GI Bill Benefits: July 1, 2018 - June 30, 2019** and Report for **Department of Defense Tuition Assistance Program: October 1, 2018 - September 30, 2019**

- Report the total number of student recipients and the total dollar amounts for each program.
- Student recipients can also include eligible dependents.
- Consult with your campus certifying official, who may not be in the student financial aid office.
- For Post-9/11 GI Bill Benefits, do not include the matching institutional aid provided through the Yellow Ribbon Program if your school participated.
- Information reported to IPEDS is only what is known to the institution.
- Enter zero (0) if your institution did not have beneficiaries for that student level or program. Please do not leave a cell blank.

				YOUR PRIOR YEAR DATA
Type of benefit/assistance	Number of students receiving benefits/assistance	Total dollar amount of benefits/assistance disbursed through the institution	Average dollar amount of benefits/assistance disbursed through the institution	Average dollar amount of benefits/assistance disbursed through the institution
<u>Post-9/11 GI Bill Benefits</u>				
Undergraduate students	123	1,174,194	9,546	9,555
Graduate students	65	424,281	6,527	3,294
Total	188	1,598,475	8,503	7,083
<u>Department of Defense Tuition Assistance Program</u>				
Undergraduate students	11	36,250	3,295	3,304
Graduate students	161	664,298	4,126	3,289
Total	172	700,548	4,073	3,290

Institution: Missouri University of Science and Technology (178411)

User ID: 29C0011

Prepared by

The name of the preparer is being collected so that we can follow up with the appropriate person in the event that there are questions concerning the data. The Keyholder will be copied on all email correspondence to other preparers.

The time it took to prepare this component is being collected so that we can continue to improve our estimate of the reporting burden associated with IPEDS. Please include in your estimate the time it took for you to review instructions, query and search data sources, complete and review the component, and submit the data through the Data Collection System.

Thank you for your assistance.

This survey component was prepared by:

<input checked="" type="radio"/>	Keyholder	<input type="radio"/>	SFA Contact	<input type="radio"/>	HR Contact
<input type="radio"/>	Finance Contact	<input type="radio"/>	Academic Library Contact	<input type="radio"/>	Other
Name:	<input type="text" value="Randy Sade"/>				
Email:	<input type="text" value="SadeR@umsystem.edu"/>				

How many staff from your institution only were involved in the data collection and reporting process of this survey component?

<input type="text" value="4.00"/>	Number of Staff (including yourself)
-----------------------------------	--------------------------------------

How many hours did you and others from your institution only spend on each of the steps below when responding to this survey component?

Exclude the hours spent collecting data for state and other reporting purposes.

Staff member	Collecting Data Needed		Revising Data to Match IPEDS Requirements		Entering Data		Revising and Locking Data	
Your office	<input type="text" value="5.50"/>	hours	<input type="text" value="0.00"/>	hours	<input type="text" value="1.00"/>	hours	<input type="text" value="1.50"/>	hours
Other offices	<input type="text" value="16.50"/>	hours	<input type="text" value="0.00"/>	hours	<input type="text" value="1.50"/>	hours	<input type="text" value="1.00"/>	hours

Institution: Missouri University of Science and Technology (178411)

User ID: 29C0011

Summary**IPEDS Student Financial Aid (SFA) Survey Summary**

IPEDS collects important information regarding your institution. All data reported in IPEDS survey components become available in the IPEDS Data Center and appear as aggregated data in various Department of Education reports. Additionally, some of the reported data appears specifically for your institution through the College Navigator website and is included in your institution's Data Feedback Report (DFR). The purpose of this summary is to provide you an opportunity to view some of the data that, when accepted through the IPEDS quality control process, will appear on the College Navigator website and/or your DFR. College Navigator is updated approximately three months after the data collection period closes and Data Feedback Reports will be available through the [Data Center](#) and sent to your institution's CEO in November 2019.

Please review your data for accuracy. If you have questions about the data displayed below after reviewing the data reported on the survey screens, please contact the IPEDS Help Desk at: 1-877-225-2568 or ipedshelp@rti.org.

Total grant aid awarded to all undergraduate students		\$46,524,843
Number of undergraduate students who were awarded a Pell Grant		1,723
Percentage of FTFT students who were awarded any financial aid		96%
	Percentage of FTFT students who were awarded grant aid by type	Average amount of grant aid awarded by type
Total	91%	\$9,088
Federal Government	25%	\$4,707
Pell	25%	\$4,485
Other Federal	11%	\$494
State/Local Government	50%	\$2,746
Institutional	81%	\$7,070
	Percentage of FTFT students who were awarded and accepted loans by type	Average amount of loans awarded and accepted by type
Total	53%	\$7,291
Federal	51%	\$5,290
Non-federal	13%	\$8,834
Average net price for FTFT students who were awarded grant aid		\$13,954
Average net price for FTFT students who were awarded Title IV federal student aid		
\$0 - 30,000		\$10,755
\$30,001 - 48,000		\$10,660
\$48,001 - 75,000		\$13,058

\$75,001 - 110,000	\$16,060
\$110,001 and more	\$17,371

Military Service members and Veteran's Benefits			
		Number of students receiving benefits/assistance	Total dollar amount of benefits/assistance awarded through the institution
Post-9/11 GI Bill Benefits			
	Undergraduate students	123	\$1,174,194
	Graduate students	65	\$424,281
	Total	188	\$1,598,475
Department of Defense Tuition Assistance Program			
	Undergraduate students	11	\$36,250
	Graduate students	161	\$664,298
	Total	172	\$700,548

Institution: Missouri University of Science and Technology (178411)

User ID: 29C0011

Edit Report

Student Financial Aid

Missouri University of Science and Technology (178411)

Source	Description	Severity	Resolved	Options
--------	-------------	----------	----------	---------

Global Edits

Perform Edits	In Part D and E you reported students in a living arrangement that was NOT reported on the Cost of Attendance Page. If students lived in a particular arrangement (e.g. on-campus, off-campus not with family, off-campus with family), those costs must be reported in all applicable sections of SFA. Please correct your data. (Error #7349)	Fatal	Yes	
Reason:	Overridden by administrator. All FTFT students must live on campus, but make exceptions for FTFT students who have parents living in state. -SS			

Screen: Part C, Page 2 - Enter Information about Group 2

Screen Entry	The average amount of this type of aid awarded to Group 2 students is outside the expected range of between 5,724 and 8,586 when compared with the prior year value. Please check the number of students and the total amount of aid awarded to these students, and correct or explain the discrepant values. (Error #7147)	Explanation	Yes	
Reason:	The count and amount of other student loans varies each year as this is a small sub-population. For the 2018-2019 aid year there were fewer students who borrowed other student loans, however, they borrowed more overall.			

Screen: Part D - Enter Information about Group 3

Screen Entry	You reported zero for this value last year. Please confirm that the data reported for this year are correct. (Error #7177)	Confirmation	Yes	
--------------	--	--------------	-----	--

Screen: Part E - Enter Information about Group 4

Screen Entry	The calculated average amount of grant or scholarship aid awarded to Group 4 students from the federal government, state/local government, or the institution for this income level is smaller than expected in comparison with the other income levels. Please check the values reported for the number of these students who were awarded any Title IV aid (Col. 1) and the total amount of grant or scholarship aid awarded to them (Col. 3) and correct your data or explain the discrepancy. (Error #7317)	Explanation	Yes	
Reason:	The number of students included in the \$30,001 - \$48,000 group is much smaller than in previous years and is much smaller in comparison to the other income groups. With a smaller group of students, the average aid amount is subject to more variation.			
Screen Entry	You reported zero for this value last year. Please confirm that the data reported for this year are correct. (Error #7177)	Confirmation	Yes	