

## Graduation Rates 2019-20

2018-19 Data

Institution: Missouri University of Science and Technology (178411)


User ID: 29C0011

**Overview****Graduation Rates Overview**

Welcome to the IPEDS Graduation Rates (GR) survey component. The GR component collects data on the cohort of full-time, first-time degree/certificate-seeking undergraduate students and tracks their completion status at 150% of the normal time to complete all requirements of their program of study. This information is collected to assist institutions in complying with the requirements of the Student Right-to-Know Act.

**Data Reporting Reminders**

Once a student is in the cohort, they remain in the cohort, even if their status changes to part-time or they drop out or transfer out of the institution. However, adjustments can be made to the cohort for allowable exclusions, which include the death of a student, permanent disability, military deployment, or service on an official church mission or with a foreign aid service of the Federal government.

 When reporting award levels for sub-baccalaureate certificates, determine program length by the number of credit or clock hours, NOT the academic year length in parentheses. The academic year length is meant only to provide context.

**Changes to reporting for 2019-20**

- There are clarifications to the terms "transfer-in student" and "transfer-out student".
- As a clarification to the reporting of transfers-out, if a student transfers out of an institution and goes to another institution within the same coordinated system, they should be counted as a transfer-out student. Since each reporting entity that has an IPEDS UnitID is recognized as an individual reporting institution for Graduation Rates purposes, only report completers if that campus confers the award or degree.

- The term 'contact hour' has been replaced with the term 'clock hour'.
- The term 'formal award' has been replaced with the term 'recognized postsecondary credential'.
- There is a new instruction to exclude students participating in Experimental Pell (See <https://experimentalsites.ed.gov/exp/approved.html>)

**Resources:**

The survey materials package for this component can be downloaded using the following link: [Survey Materials](#)

To access your prior year data submission for this component: [Reported Data](#)

If you have questions about completing this survey, please contact the **IPEDS Help Desk at 1-877-225-2568**.

Institution: Missouri University of Science and Technology (178411)

User ID: 29C0011

**Section I - Establishing cohorts**

Based on your institution's response to the predominant calendar system question (B3) on the Institutional Characteristics Header survey component from the IPEDS Fall 2019 data collection, your institution must report graduation rates data using a:

**Fall Cohort**

*A **fall cohort** is used by institutions with standard academic terms (semester, trimester, quarter, 4-1-4). A **full-year cohort** is used by institutions offering primarily occupational/vocational programs and operating on a continuous basis.*

**Establishing cohorts**

NOTE: Reporting using the new race/ethnicity categories is now mandatory. On this screen you will need to revise your preloaded 2013 cohort of full-time, first-time degree/certificate-seeking undergraduate students to the new race/ethnicity categories (if applicable). For information and assistance with this, please visit the [IPEDS Race/Ethnicity Information Center](#).

**Men**

Screen 1 of 2

	Cohort year 2013	
	<u>Initial cohort</u>	<u>Revised cohort</u> (Column 01)
<u>Nonresident alien</u>	12	<input type="text" value="12"/>
<u>Hispanic/Latino</u>	25	<input type="text" value="25"/>
<u>American Indian or Alaska Native</u>	0	<input type="text" value="0"/>
<u>Asian</u>	24	<input type="text" value="24"/>
<u>Black or African American</u>	38	<input type="text" value="38"/>
<u>Native Hawaiian or Other Pacific Islander</u>	0	<input type="text" value="0"/>
<u>White</u>	797	<input type="text" value="797"/>
Two or more races	26	<input type="text" value="26"/>
<u>Race and ethnicity unknown</u>	37	<input type="text" value="37"/>
<b>Total men</b>	959	959

**Women**

Screen 1 of 2

	Cohort year 2013	
	<u>Initial cohort</u>	<u>Revised cohort</u> (Column 01)
<u>Nonresident alien</u>	5	<input type="text" value="5"/>

<u>Hispanic/Latino</u>	3	<input type="text" value="3"/>
<u>American Indian or Alaska Native</u>	0	<input type="text" value="0"/>
<u>Asian</u>	15	<input type="text" value="15"/>
<u>Black or African American</u>	13	<input type="text" value="13"/>
<u>Native Hawaiian or Other Pacific Islander</u>	1	<input type="text" value="1"/>
<u>White</u>	223	<input type="text" value="223"/>
Two or more races	14	<input type="text" value="14"/>
<u>Race and ethnicity unknown</u>	11	<input type="text" value="11"/>
<b>Total women</b>	285	285
<b>Total men + women</b>	1,244	1,244

Institution: Missouri University of Science and Technology (178411)

User ID: 29C0011

**Section I - Establishing cohorts**

- Incoming students seeking a bachelor's degree should be reported in Column 02. Column 03 will then be generated for you. Column 03 is meant to include any full-time, first-time entering students who were seeking a degree or certificate other than a bachelor's degree, such as an associate's degree or undergraduate certificate.
- If you have no changes to the preloaded data on this screen, click the "Save and Next" button to generate additional screens for reporting completers and transfers/exclusions.

**Establishing cohorts**

- Report Hispanic/Latino individuals of any race as Hispanic/Latino
- Report race for non-Hispanic/Latino individuals only

**Men**

Screen 2 of 2

Cohort year 2013


	Cohort (Column 01)	<u>Bachelor's or equivalent degree-seeking subcohort</u> (Column 02)	<u>Other degree/certificate-seeking subcohort</u> (Cohort minus Bachelor's or equivalent degree-seeking subcohort) (Column 03)
<u>Nonresident alien</u>	12	<input type="text" value="12"/>	0
<u>Hispanic/Latino</u>	25	<input type="text" value="25"/>	0
<u>American Indian or Alaska Native</u>	0	<input type="text" value="0"/>	0
<u>Asian</u>	24	<input type="text" value="24"/>	0
<u>Black or African American</u>	38	<input type="text" value="38"/>	0
<u>Native Hawaiian or Other Pacific Islander</u>	0	<input type="text" value="0"/>	0
<u>White</u>	797	<input type="text" value="797"/>	0
Two or more races	26	<input type="text" value="26"/>	0
<u>Race and ethnicity unknown</u>	37	<input type="text" value="37"/>	0
<b>Total men</b>	959	959	0

**Women**

Screen 2 of 2

Cohort year 2013

	Cohort (Column 01)	<u>Bachelor's or equivalent degree-seeking subcohort</u> (Column 02)	<u>Other degree/certificate-seeking subcohort</u> (Cohort minus Bachelor's or equivalent degree-seeking subcohort) (Column 03)
<u>Nonresident alien</u>	5	<input type="text" value="5"/>	0
<u>Hispanic/Latino</u>	3	<input type="text" value="3"/>	0
	0		0

<u>American Indian or Alaska Native</u>		<input type="text" value="0"/>	
<u>Asian</u>	15	<input type="text" value="15"/>	0
<u>Black or African American</u>	13	<input type="text" value="13"/>	0
<u>Native Hawaiian or Other Pacific Islander</u>	1	<input type="text" value="1"/>	0
<u>White</u>	223	<input type="text" value="223"/>	0
Two or more races	14	<input type="text" value="14"/>	0
<u>Race and ethnicity unknown</u>	11	<input type="text" value="11"/>	0
<b>Total women</b>	285	285	0
<b>Total men + women</b>	1,244	1,244	 0

Institution: Missouri University of Science and Technology (178411)

User ID: 29C0011

**Section II - Bachelor's or equivalent degree-seeking subcohort - Completers within 150%**

- In the columns below, report the status of the bachelor's degree-seeking subcohort of students listed in Column 10.
- Of the students in Column 10, those who attained a degree or certificate OTHER THAN A BACHELOR'S DEGREE within 150% of the normal time to complete the program as of August 31, 2019 should be reported in either Column 11 or 12, depending on the length of the program completed.
- Of the students in Column 10, those who attained a bachelor's degree or equivalent within 150% of normal time should be reported in Column 18.

**Subcohort of full-time, first-time students seeking a bachelor's or equivalent degree**



- Report Hispanic/Latino individuals of any race as Hispanic/Latino
- Report race for non-Hispanic/Latino individuals only

**Men**

Screen 1 of 4	Cohort year 2013				
	<u>Bachelor's or equivalent degree-seeking subcohort</u>	Subcohort students who completed their program within 150% of <u>normal time to completion</u>			Total <u>completers within 150%</u>
		Completers of programs of less than 2 academic yrs (or equivalent)	Completers of programs of at least 2 but less than 4 academic yrs (or equivalent)	Completers of bachelor's or equivalent degrees	
	(Column 10)	(Column 11)	(Column 12)	(Column 18)	(Column 29)
<u>Nonresident alien</u>	12	<input type="text"/>	<input type="text"/>	<input type="text" value="5"/>	5
<u>Hispanic/Latino</u>	25	<input type="text"/>	<input type="text"/>	<input type="text" value="16"/>	16
<u>American Indian or Alaska Native</u>	0	<input type="text"/>	<input type="text"/>	<input type="text" value="0"/>	0
<u>Asian</u>	24	<input type="text"/>	<input type="text"/>	<input type="text" value="15"/>	15
<u>Black or African American</u>	38	<input type="text"/>	<input type="text"/>	<input type="text" value="12"/>	12
<u>Native Hawaiian or Other Pacific Islander</u>	0	<input type="text"/>	<input type="text"/>	<input type="text" value="0"/>	0
<u>White</u>	797	<input type="text"/>	<input type="text"/>	<input type="text" value="514"/>	514
Two or more races	26	<input type="text"/>	<input type="text"/>	<input type="text" value="14"/>	14
<u>Race and ethnicity unknown</u>	37	<input type="text"/>	<input type="text"/>	<input type="text" value="28"/>	28
<b>Total men</b>	959	0	0	604	604

**Women**

Screen 1 of 4	Cohort year 2013		
	<u>Bachelor's or equivalent</u>	Subcohort students who completed their program within 150% of <u>normal time to completion</u>	

	<u>degree-seeking subcohort</u>	 Completers of programs of less than 2 academic yrs (or equivalent)	 Completers of programs of at least 2 but less than 4 academic yrs (or equivalent)	Completers of bachelor's or equivalent degrees	Total <u>completers within 150%</u>
	(Column 10)	(Column 11)	(Column 12)	(Column 18)	(Column 29)
<u>Nonresident alien</u>	5	<input type="text"/>	<input type="text"/>	<input type="text" value="4"/>	4
<u>Hispanic/Latino</u>	3	<input type="text"/>	<input type="text"/>	<input type="text" value="2"/>	2
<u>American Indian or Alaska Native</u>	0	<input type="text"/>	<input type="text"/>	<input type="text" value="0"/>	0
<u>Asian</u>	15	<input type="text"/>	<input type="text"/>	<input type="text" value="14"/>	14
<u>Black or African American</u>	13	<input type="text"/>	<input type="text"/>	<input type="text" value="6"/>	6
<u>Native Hawaiian or Other Pacific Islander</u>	1	<input type="text"/>	<input type="text"/>	<input type="text" value="0"/>	0
<u>White</u>	223	<input type="text"/>	<input type="text"/>	<input type="text" value="169"/>	169
Two or more races	14	<input type="text"/>	<input type="text"/>	<input type="text" value="11"/>	11
<u>Race and ethnicity unknown</u>	11	<input type="text"/>	<input type="text"/>	<input type="text" value="8"/>	8
<b>Total women</b>	285	0	0	214	214
<b>Total men + women</b>	1,244	0	0	818	818

Institution: Missouri University of Science and Technology (178411)

User ID: 29C0011

**Section II - Bachelor's completers by length of time to degree**

Those students in the bachelor's or equivalent degree-seeking subcohort who attained a bachelor's degree or equivalent within 150% of normal time to completion, as reported on the previous screen, are listed in Column 18. In Column 19, report the number of these students who earned a bachelor's degree in 4 years. In Column 20, report the number of these students who earned a bachelor's degree in 5 years. Column 21 will be calculated for you.

**Subcohort of full-time, first-time students seeking a bachelor's or equivalent degree**

- Report Hispanic/Latino individuals of any race as Hispanic/Latino
- Report race for non-Hispanic/Latino individuals only

**Men**

Screen 2 of 4

Cohort year 2013

	<u>Bachelor's or equivalent degree-seeking subcohort</u>  (Column 10)	Completed bachelor's degree or equivalent within 150%  (Column 18)	Subcohort students who attained a <u>bachelor's degree</u> or equivalent		
			Completed the program in 4 yrs or less  (Column 19)	Completed the program in 5 yrs  (Column 20)	Completed the program in 6 yrs  (Column 21)
<u>Nonresident alien</u>	12	5	<input type="text" value="1"/>	<input type="text" value="3"/>	1
<u>Hispanic/Latino</u>	25	16	<input type="text" value="4"/>	<input type="text" value="9"/>	3
<u>American Indian or Alaska Native</u>	0	0	<input type="text" value="0"/>	<input type="text" value="0"/>	0
<u>Asian</u>	24	15	<input type="text" value="3"/>	<input type="text" value="8"/>	4
<u>Black or African American</u>	38	12	<input type="text" value="2"/>	<input type="text" value="7"/>	3
<u>Native Hawaiian or Other Pacific Islander</u>	0	0	<input type="text" value="0"/>	<input type="text" value="0"/>	0
<u>White</u>	797	514	<input type="text" value="171"/>	<input type="text" value="273"/>	70
Two or more races	26	14	<input type="text" value="4"/>	<input type="text" value="8"/>	2
<u>Race and ethnicity unknown</u>	37	28	<input type="text" value="14"/>	<input type="text" value="10"/>	4
<b>Total men</b>	959	604	199	318	87

**Women**

Screen 2 of 4

Cohort year 2013

	<u>Bachelor's or equivalent degree-seeking subcohort</u>  (Column 10)	Completed bachelor's degree or equivalent within 150%  (Column 18)	Subcohort students who attained a <u>bachelor's degree</u> or equivalent		
			Completed the program in 4 yrs or less  (Column 19)	Completed the program in 5 yrs  (Column 20)	Completed the program in 6 yrs  (Column 21)
<u>Nonresident alien</u>	5	4	<input type="text" value="2"/>	<input type="text" value="2"/>	0
<u>Hispanic/Latino</u>	3	2			1



			<input type="text" value="0"/>	<input type="text" value="1"/>	
<u>American Indian or Alaska Native</u>	0	0	<input type="text" value="0"/>	<input type="text" value="0"/>	0
<u>Asian</u>	15	14	<input type="text" value="7"/>	<input type="text" value="6"/>	1
<u>Black or African American</u>	13	6	<input type="text" value="2"/>	<input type="text" value="3"/>	1
<u>Native Hawaiian or Other Pacific Islander</u>	1	0	<input type="text" value="0"/>	<input type="text" value="0"/>	0
<u>White</u>	223	169	<input type="text" value="77"/>	<input type="text" value="79"/>	13
Two or more races	14	11	<input type="text" value="3"/>	<input type="text" value="7"/>	1
<u>Race and ethnicity unknown</u>	11	8	<input type="text" value="2"/>	<input type="text" value="4"/>	2
<b>Total women</b>	285	214	93	102	19
<b>Total men + women</b>	1,244	818	292	420	106

Institution: Missouri University of Science and Technology (178411)

User ID: 29C0011

**Section II - Bachelor's or equivalent degree-seeking subcohort - Transfers/exclusions**

- In the columns below, report the status of those students in the BACHELOR'S OR EQUIVALENT DEGREE-SEEKING SUBCOHORT listed in Column 10 who did not complete a program within 150% of normal time to completion.
- Report transfers-out who did not complete a program in Column 30. If the mission of your institution includes providing substantial preparation for students to enroll in another eligible institution WITHOUT having completed a program, you must report transfer-out data in Column 30. A school is required to report only on those students that the school knows have transferred to another eligible institution. A school must document that the student actually transferred. If it is not part of your mission, you may report transfer-out data if you wish.
- Report eligible exclusions from the subcohort in Column 45. The ONLY allowable categories for this column are:  
 Students who died or became permanently disabled  
 Students who left school to serve in the armed forces (or have been called up to active duty)  
 Students who left school to serve with a foreign aid service of the Federal Government  
 Students who left school to serve on an official church mission
- Column 52 [No longer enrolled] will be calculated for you. This includes students who have dropped out as well as those who completed in greater than 150% of normal time.
- If you do not have any values to report in either Column 30, 45, or 51, you must enter at least one zero in a field on this screen to continue.

**Subcohort of full-time, first-time students seeking a bachelor's or equivalent degree**

- Report Hispanic/Latino individuals of any race as Hispanic/Latino
- Report race for non-Hispanic/Latino individuals only

**Men**

Screen 3 of 4

Cohort year 2013

	<u>Bachelor's or equivalent degree-seeking subcohort</u> (Column 10)	<u>Total completers within 150%</u> (Column 29)	<u>Total transfer-out students</u> (Column 30)	<u>Total exclusions</u> (Column 45)	<u>Still enrolled</u> (Column 51)	<u>No longer enrolled</u> (Column 52)
<u>Nonresident alien</u>	12	5	<input type="text"/>	<input type="text"/>	<input type="text"/>	7
<u>Hispanic/Latino</u>	25	16	<input type="text"/>	<input type="text"/>	<input type="text"/>	9
<u>American Indian or Alaska Native</u>	0	0	<input type="text"/>	<input type="text"/>	<input type="text"/>	0
<u>Asian</u>	24	15	<input type="text"/>	<input type="text"/>	<input type="text"/>	9
<u>Black or African American</u>	38	12	<input type="text"/>	<input type="text"/>	<input type="text" value="2"/>	24
<u>Native Hawaiian or Other Pacific Islander</u>	0	0	<input type="text"/>	<input type="text"/>	<input type="text"/>	0
<u>White</u>	797	514	<input type="text"/>	<input type="text" value="2"/>	<input type="text" value="23"/>	258
<u>Two or more races</u>	26	14	<input type="text"/>	<input type="text"/>	<input type="text" value="1"/>	11
<u>Race and ethnicity unknown</u>	37	28	<input type="text"/>	<input type="text"/>	<input type="text" value="1"/>	8
<b>Total men</b>	959	604	0	2	27	326

<b>Women</b>							
Screen 3 of 4		<u>Cohort year 2013</u>					
	<u>Bachelor's or equivalent degree-seeking subcohort</u>	<u>Total completers within 150%</u>	<u>Total transfer- out students</u>	<u>Total exclusions</u>	<u>Still enrolled</u>	<u>No longer enrolled</u>	
	(Column 10)	(Column 29)	(Column 30)	(Column 45)	(Column 51)	(Column 52)	
<u>Nonresident alien</u>	5	4	<input type="text"/>	<input type="text"/>	<input type="text"/>		1
<u>Hispanic/Latino</u>	3	2	<input type="text"/>	<input type="text"/>	<input type="text"/>		1
<u>American Indian or Alaska Native</u>	0	0	<input type="text"/>	<input type="text"/>	<input type="text"/>		0
<u>Asian</u>	15	14	<input type="text"/>	<input type="text"/>	<input type="text"/>		1
<u>Black or African American</u>	13	6	<input type="text"/>	<input type="text"/>	<input type="text" value="2"/>		5
<u>Native Hawaiian or Other Pacific Islander</u>	1	0	<input type="text"/>	<input type="text"/>	<input type="text"/>		1
<u>White</u>	223	169	<input type="text"/>	<input type="text"/>	<input type="text" value="3"/>		51
<u>Two or more races</u>	14	11	<input type="text"/>	<input type="text"/>	<input type="text" value="1"/>		2
<u>Race and ethnicity unknown</u>	11	8	<input type="text"/>	<input type="text"/>	<input type="text"/>		3
<b>Total women</b>	285	214	0	0	6		65
<b>Total men + women</b>	1,244	818	0	2	33		391

Institution: Missouri University of Science and Technology (178411)

User ID: 29C0011

**Section II - Bachelor's or equivalent degree-seeking cohort - Pell recipients and a recipients of a subsidized Direct Loan who did not receive a Pell Grant**

For each subcohort, report the number of students in the cohort, total exclusions for the cohort, the number of students that completed a bachelor's or equivalent degree within 150% of normal time to completion, and the total completers within 150%.

- Recipients of a Pell Grant and Recipients of a Direct Subsidized Loan that did not receive a Pell Grant are **mutually exclusive**, that is, if a student is in one cohort, they cannot be in the other cohort.
  - The total of these 2 subcohorts must be less than the Bachelor's or equivalent degree-seeking cohort

**Subcohort of full-time, first-time students seeking a bachelor's or equivalent degree**

Screen 4 of 4	Cohort year 2013			
	Number of students in cohort	Total <u>exclusions</u>	<u>Completed bachelor's degree or equivalent within 150%</u>	Total <u>completers within 150%</u>
	(Column 10)	(Column 45)	(Column 18)	(Column 29)
<u>Bachelor's or equivalent degree-seeking cohort</u>	1,244	2	818	818
Recipients of a Pell Grant (within entering year)	<input type="text" value="301"/>	<input type="text" value="0"/>	<input type="text" value="168"/>	<input type="text" value="168"/>
Recipients of a Direct Subsidized Loan (within entering year) that did not receive a Pell Grant	<input type="text" value="242"/>	<input type="text" value="0"/>	<input type="text" value="160"/>	<input type="text" value="160"/>
Did not receive either a Pell Grant or Direct Subsidized Loan (within entering year)	701	2	490	490

Institution: Missouri University of Science and Technology (178411)

User ID: 29C0011

**Graduation and transfer-out rates**

**Calculation of graduation and transfer-out rates**

Screen 1 of 2	<u>Cohort</u> year 2013	
	<u>Graduation rate</u>	<u>Transfer-out rate</u>
<b>Overall Rates (will be displayed on College Navigator)</b>	66	0
Men	63	0
Women	75	0

**Graduation rates displayed below in bold italics will be displayed on College Navigator**


Graduation rates for students pursuing bachelor's or equivalent degrees

	4 year graduation rate	5 year graduation rate	6 year graduation rate
<b>Men</b>	21	54	<b>63</b>
<b>Women</b>	33	68	<b>75</b>
<b>Total (men and women)</b>	24	57	<b>66</b>
<u>Nonresident alien</u>	18	47	<b>53</b>
<u>Hispanic/Latino</u>	14	50	<b>64</b>
<u>American Indian or Alaska Native</u>			
<u>Asian</u>	26	62	<b>74</b>
<u>Black or African American</u>	8	27	<b>35</b>
<u>Native Hawaiian or Other Pacific Islander</u>	0	0	<b>0</b>
<u>White</u>	24	59	<b>67</b>
<u>Two or more races</u>	18	55	<b>63</b>
<u>Race and ethnicity unknown</u>	33	63	<b>75</b>

Do you wish to provide additional context notes?

No

Yes

 **Note that certain information from these worksheets will be displayed on College Navigator, as noted. You may use the space below to **provide context** for these data. These context notes will be posted on the College Navigator website, and should be written to be understood by students and parents.**

Institution: Missouri University of Science and Technology (178411)

User ID: 29C0011

**4-year average rates**

<b>4-year average rates</b>					
Screen 2 of 2					
Men					
	2010	2011	2012	2013	4-year Total
<u>Adjusted cohort</u>	888	849	882	957	3,576
Total <u>completers within 150%</u>	545	526	535	604	2,210
Total <u>transfer-out students</u>	0	0	0	0	0
Women					
	2010	2011	2012	2013	4-year Total
<u>Adjusted cohort</u>	250	241	234	285	1,010
Total <u>completers within 150%</u>	183	173	165	214	735
Total <u>transfer-out students</u>	0	0	0	0	0
Total (men and women)					
	2010	2011	2012	2013	4-year Total
<u>Adjusted cohort</u>	1,138	1,090	1,116	1,242	4,586
Total <u>completers within 150%</u>	728	699	700	818	2,945
Total <u>transfer-out students</u>	0	0	0	0	0
4-year average Student Right-to-Know completion or graduation rate calculation					64
(Total Completers within 150% / Adjusted Cohort)					
4-year average Student Right-to-Know transfer-out rate calculation					0
(Total Transfer-out Students / Adjusted Cohort)					

Institution: Missouri University of Science and Technology (178411)

User ID: 29C0011

**Prepared by**

The name of the preparer is being collected so that we can follow up with the appropriate person in the event that there are questions concerning the data. The Keyholder will be copied on all email correspondence to other preparers.

The time it took to prepare this component is being collected so that we can continue to improve our estimate of the reporting burden associated with IPEDS. Please include in your estimate the time it took for you to review instructions, query and search data sources, complete and review the component, and submit the data through the Data Collection System.

Thank you for your assistance.

**This survey component was prepared by:**

<input checked="" type="radio"/>	Keyholder	<input type="radio"/>	SFA Contact	<input type="radio"/>	HR Contact
<input type="radio"/>	Finance Contact	<input type="radio"/>	Academic Library Contact	<input type="radio"/>	Other
Name:	<input type="text" value="Randy Sade"/>				
Email:	<input type="text" value="SadeR@umsystem.edu"/>				

**How many staff from your institution only were involved in the data collection and reporting process of this survey component?**

<input type="text" value="4.00"/>	Number of Staff (including yourself)
-----------------------------------	--------------------------------------

**How many hours did you and others from your institution only spend on each of the steps below when responding to this survey component?**

*Exclude the hours spent collecting data for state and other reporting purposes.*

Staff member	Collecting Data Needed		Revising Data to Match IPEDS Requirements		Entering Data		Revising and Locking Data	
	<input type="text"/>	hours	<input type="text"/>	hours	<input type="text"/>	hours	<input type="text"/>	hours
Your office	<input type="text" value="3.00"/>	hours	<input type="text" value="0.00"/>	hours	<input type="text" value="2.00"/>	hours	<input type="text" value="1.25"/>	hours
Other offices	<input type="text" value="9.00"/>	hours	<input type="text" value="0.00"/>	hours	<input type="text" value="4.00"/>	hours	<input type="text" value="0.50"/>	hours

Institution: Missouri University of Science and Technology (178411)

User ID: 29C0011

**Summary****2019 IPEDS Graduation Rate Component Data Summary**

IPEDS collects important information regarding your institution. All data reported in IPEDS survey components become available in the IPEDS Data Center and appear as aggregated data in various Department of Education reports. Additionally, some of the reported data appears specifically for your institution through the College Navigator website and is included in your institution's Data Feedback Report (DFR). The purpose of this summary is to provide you an opportunity to view some of the data that, when accepted through the IPEDS quality control process, will appear on the College Navigator website and/or your DFR. College Navigator is updated approximately three months after the data collection period closes and Data Feedback Reports will be available through the [Data Center](#) and sent to your institution's CEO in November 2019.

Please review your data for accuracy. If you have questions about the data displayed below after reviewing the data reported on the survey screens, please contact the IPEDS Help Desk at: 1-877-225-2568 or [ipedshelp@rti.org](mailto:ipedshelp@rti.org).

<b>Overall Graduation Rate</b>	
Graduation Rate	66%
Total number of students in the Adjusted Cohort	1,242
Total number of completers within 150% of normal time	818

<b>Graduation Rate for students pursuing Bachelor's Degrees</b>	
Graduation Rate for Bachelor's Cohort	66%
Total number of students in the Adjusted Cohort	1,242
Total number of bachelor's degree completers within 150% of normal time	818



Institution: Missouri University of Science and Technology (178411)

User ID: 29C0011

Edit Report

**Graduation Rates**

**Missouri University of Science and Technology (178411)**

Source	Description	Severity	Resolved	Options
--------	-------------	----------	----------	---------

**Screen: Cohort, part 2**

Perform Edits	Your institution indicated that it offered other undergraduate degrees or certificates besides a bachelor's or equivalent degree in the IC Header survey, but you did not report an Other degree/certificate-seeking subcohort in Section I of this survey. Please correct your data or explain. (Error #4210)	Explanation	Yes	
Reason:	All students in the FS2013 first-time degree-seeking cohort sought bachelor's degrees.			
Related Screens:	Cohort, part 2			