

IPEDS 2020-21 Data Collection System

IPEDS HELP DESK (877) 225-2568 | ipedshelp@rti.org

OMB NO. 1850-0582 v.27 : Approval Expires 8/31/2022

User ID: 29C0011

Fall Enrollment 2020-21

Institution: University of Missouri-Kansas City (178402)

User ID: 29C0011

Overview

Fall Enrollment Overview

The Fall Enrollment component collects student enrollment counts by level of student, enrollment status, gender and race/ethnicity. In addition, first-time student retention rates and the student-to-faculty ratio are collected. Enrollment by age is required in odd-numbered years, and enrollment by residence of first-time undergraduates is required in even-numbered years.

Institutions operating on a traditional academic year calendar (semester, trimester, quarter, or 4-1-4) report Fall enrollment as of the institution's official fall reporting date or October 15. Institutions operating on a calendar that differs by program or that enrolls students on a continuous basis (referred to as program reporters) report Fall enrollment as students enrolled any time during the period August 1 and October 31.

Data reporting reminders:

- Report data to accurately reflect the time period corresponding with the IPEDS survey component, even if such reporting is seemingly inconsistent with prior-year reporting. For example, if a summer term began later than usual due to Coronavirus Pandemic postponements, continue to report using the timeframes as defined in the IPEDS instructions. NCES expects that some data reported during the 2020-21 data collection year will vary from established prior trends due to the impacts of Coronavirus Pandemic. If an error edit is triggered even when submitting accurate data, please indicate in the corresponding context box or verbally to the Help Desk that the seemingly inconsistent data are accurate and reflect the effects of Coronavirus Pandemic.
- Part B, Enrollment of students by age, is **optional** this year.
- Part C, Residence of first-time degree/certificate-seeking undergraduates, is **required** this year.
- For reporting students studying in consortium agreements, please refer to the Resource page at <https://nces.ed.gov/ipeds/report-your-data/data-tip-sheet-reporting-data-consortium-institutions>.

Changes to reporting for 2020-21:

There are no changes to this survey component.

Resources:

- To download the survey materials for this component: [Survey Materials](#)
- To access your prior year data submission for this component: [Reported Data](#)

If you have questions about completing this survey, please contact the **IPEDS Help Desk at 1-877-225-2568**.

Institution: University of Missouri-Kansas City (178402)

User ID: 29C0011

Part Selection

Completion of Part B (Enrollment of Students by Age) is optional this year.

Do you wish to complete Part B this year?

If you select 'Yes', you will be expected to complete the Part B screens.

If you select 'No', you will skip Part B.

- No, I will not complete Part B
- Yes, I will complete Part B

Institution: University of Missouri-Kansas City (178402)

User ID: 29C0011

Fall Enrollment - CIP CODE Selection


Indicate which of the following fields of study are offered by your institution. In addition to reporting total undergraduate and graduate fall enrollments every year, in even-numbered years you are to report the subset of enrollments that fall within each of the CIP codes listed below.

Fields for which enrollment was reported for Fall 2018 have already been checked; please make sure all listed fields that are offered by your institution are checked.

Note: CIP codes listed below may not reflect all fields of study offered by your institution, therefore the subset of enrollments by CIP codes selected may not sum to your institution's total fall enrollment.

UNDERGRADUATE AND GRADUATE FIELDS	
<input checked="" type="checkbox"/>	13.0000 -- Education
<input checked="" type="checkbox"/>	14.0000 -- Engineering
<input checked="" type="checkbox"/>	26.0000 -- Biological and Biomedical Sciences
<input checked="" type="checkbox"/>	27.0000 -- Mathematics
<input checked="" type="checkbox"/>	40.0000 -- Physical Sciences
<input checked="" type="checkbox"/>	52.0000 -- Business, Management, Marketing, and Related Support Services
GRADUATE-ONLY FIELDS	
<input checked="" type="checkbox"/>	22.0101 -- Law (LL.B., J.D.)
<input checked="" type="checkbox"/>	51.0401 -- Dentistry (D.D.S., D.M.D.)
<input checked="" type="checkbox"/>	 51.1201 -- Medicine (M.D.)
<input type="checkbox"/>	None of the above

Yes, I confirm that I reviewed the fields of study are offered by my institution above.

 You may use the box below to provide additional context for the data you have reported above. Context notes will be posted on the College Navigator website. Therefore, you should write all context notes using proper grammar (e.g., complete sentences with punctuation) and common language that can be easily understood by students and parents (e.g., spell out acronyms).

Institution: University of Missouri-Kansas City (178402)

User ID: 29C0011

Part A - Fall Enrollment for Full-Time Undergraduate Students

Enrollment as of the institution's official fall reporting date or as of **October 15, 2020**

Full-time Undergraduate Students

Reporting Reminders:

- Report Hispanic/Latino individuals of any race as Hispanic/Latino
- Report race for non-Hispanic/Latino individuals only
- Even though Teacher Preparation certificate programs may require a bachelor's degree for admission, they are considered subbaccalaureate undergraduate programs, and students in these programs are undergraduate students.

Men

Enrolled for <u>credit</u>	<u>Degree/certificate-seeking</u>				Non-degree/ non-certificate- seeking	Total, <u>Full-time</u> <u>undergraduate</u> students
	<u>First-time</u>	<u>Transfer-in</u> (non-first-time entering)	<u>Continuing/ Returning</u>	Total degree/certificate- seeking		
<u>Nonresident alien</u>	11	16	160	187	4	191
<u>Hispanic/Latino</u>	39	43	178	260	6	266
<u>American Indian or Alaska Native</u>	3	2	3	8	0	8
<u>Asian</u>	46	26	175	247	2	249
<u>Black or African American</u>	46	43	160	249	2	251
<u>Native Hawaiian or Other Pacific Islander</u>	1	0	2	3	0	3
<u>White</u>	176	198	976	1,350	26	1,376
Two or more races	28	16	78	122	2	124
<u>Race and ethnicity unknown</u>	7	4	38	49	1	50
Total men	357	348	1,770	2,475	43	2,518
Total men prior year	451	371	1,893	2,715	61	2,776

Women

Enrolled for <u>credit</u>	<u>Degree/certificate-seeking</u>				Non-degree/ non-certificate- seeking	Total, <u>Full-time</u> <u>undergraduate</u> students
	<u>First-time</u>	<u>Transfer-in</u> (non-first-time entering)	<u>Continuing/ Returning</u>	Total degree/certificate- seeking		
<u>Nonresident alien</u>	9	10	105	124	4	128
<u>Hispanic/Latino</u>	65	52	250	367	3	370
<u>American Indian or Alaska Native</u>	3	0	4	7	0	7
<u>Asian</u>	89	23	229	341	1	342
<u>Black or African American</u>	112	60	337	509	7	516
<u>Native Hawaiian or Other Pacific Islander</u>	0	0	4	4	0	4
<u>White</u>	331	252	1,267	1,850	32	1,882
Two or more races	33	31	120	184	2	186
<u>Race and ethnicity unknown</u>	28	1	85	114	4	118
Total women	670	429	2,401	3,500	53	3,553
Total women prior year	722	459	2,469	3,650	61	3,711

Grand total (men+women)	1,027	777	4,171	5,975	96	6,071
Grand total (men+women) prior year	1,173	830	4,362	6,365	122	6,487

Institution: University of Missouri-Kansas City (178402)

User ID: 29C0011

Part A - Fall Enrollment by race/ethnicity and gender

Enrollment as of the institution's official fall reporting date or as of **October 15, 2020**

CIP CODE: 13.0000 -- Education

Full-time undergraduate students

- Report Hispanic/Latino individuals of any race as Hispanic/Latino
- Report race for non-Hispanic/Latino individuals only

Men

Students enrolled for <u>credit</u>	<u>Degree/certificate-seeking</u>				Non-degree/ non-certificate-seeking	Total, <u>full-time</u> <u>undergraduate</u> students
	<u>First-time</u>	<u>Transfer-in</u> (non-first-time entering)	<u>Continuing/ Returning</u>	Total		
<u>Nonresident alien</u>	0	0	0	0	0	0
<u>Hispanic/Latino</u>	0	0	5	5	0	5
<u>American Indian or Alaska Native</u>	0	0	0	0	0	0
<u>Asian</u>	0	0	2	2	0	2
<u>Black or African American</u>	2	0	1	3	0	3
<u>Native Hawaiian or Other Pacific Islander</u>	0	0	0	0	0	0
<u>White</u>	6	2	29	37	0	37
Two or more races	0	0	2	2	0	2
<u>Race and ethnicity unknown</u>	0	0	0	0	0	0
Total men	8	2	39	49	0	49

Women

Students enrolled for <u>credit</u>	<u>Degree/certificate-seeking</u>				Non-degree/ non-certificate-seeking	Total, <u>full-time</u> <u>undergraduate</u> students
	<u>First-time</u>	<u>Transfer-in</u> (non-first-time entering)	<u>Continuing/ Returning</u>	Total		
<u>Nonresident alien</u>	0	0	0	0	0	0
<u>Hispanic/Latino</u>	0	4	14	18	0	18
<u>American Indian or Alaska Native</u>	0	0	0	0	0	0
<u>Asian</u>	0	0	7	7	0	7
<u>Black or African American</u>	4	2	12	18	1	19
<u>Native Hawaiian or Other Pacific Islander</u>	0	0	0	0	0	0
<u>White</u>	14	9	103	126	0	126
Two or more races	2	1	5	8	0	8
<u>Race and ethnicity unknown</u>	1	0	5	6	0	6
Total women	21	16	146	183	1	184

Grand total (men+women)	29	18	185	232	1	233
Grand total (men+women) 2018-19	51	40	172	263		263

Institution: University of Missouri-Kansas City (178402)

User ID: 29C0011

Part A - Fall Enrollment by race/ethnicity and gender

Enrollment as of the institution's official fall reporting date or as of **October 15, 2020**

CIP CODE: 14.0000 -- Engineering

Full-time undergraduate students

- Report Hispanic/Latino individuals of any race as Hispanic/Latino
- Report race for non-Hispanic/Latino individuals only

Men

Students enrolled for <u>credit</u>	<u>Degree/certificate-seeking</u>				Non-degree/ non-certificate-seeking	Total, <u>full-time</u> <u>undergraduate</u> students
	<u>First-time</u>	<u>Transfer-in</u> (non-first-time entering)	<u>Continuing/ Returning</u>	Total		
<u>Nonresident alien</u>	5	5	64	74	0	74
<u>Hispanic/Latino</u>	3	5	26	34	0	34
<u>American Indian or Alaska Native</u>	0	0	0	0	0	0
<u>Asian</u>	1	4	29	34	0	34
<u>Black or African American</u>	5	2	16	23	0	23
<u>Native Hawaiian or Other Pacific Islander</u>	0	0	0	0	0	0
<u>White</u>	21	32	163	216	0	216
Two or more races	5	1	5	11	0	11
<u>Race and ethnicity unknown</u>	0	0	5	5	0	5
Total men	40	49	308	397	0	397

Women

Students enrolled for <u>credit</u>	<u>Degree/certificate-seeking</u>				Non-degree/ non-certificate-seeking	Total, <u>full-time</u> <u>undergraduate</u> students
	<u>First-time</u>	<u>Transfer-in</u> (non-first-time entering)	<u>Continuing/ Returning</u>	Total		
<u>Nonresident alien</u>	0	0	16	16	0	16
<u>Hispanic/Latino</u>	0	0	7	7	0	7
<u>American Indian or Alaska Native</u>	0	0	0	0	0	0
<u>Asian</u>	1	0	2	3	0	3
<u>Black or African American</u>	1	1	9	11	0	11
<u>Native Hawaiian or Other Pacific Islander</u>	0	0	0	0	0	0
<u>White</u>	2	6	27	35	0	35
Two or more races	1	1	4	6	0	6
<u>Race and ethnicity unknown</u>	0	0	2	2	0	2
Total women	5	8	67	80	0	80

Grand total (men+women)	45	57	375	477	0	477
Grand total (men+women) 2018-19	61	58	381	500		500

Institution: University of Missouri-Kansas City (178402)

User ID: 29C0011

Part A - Fall Enrollment by race/ethnicity and gender

Enrollment as of the institution's official fall reporting date or as of October 15, 2020

CIP CODE: 26.0000 -- Biological and Biomedical Sciences

Full-time undergraduate students

- Report Hispanic/Latino individuals of any race as Hispanic/Latino
- Report race for non-Hispanic/Latino individuals only

Men

Students enrolled for <u>credit</u>	<u>Degree/certificate-seeking</u>				Non-degree/ non-certificate-seeking	Total, <u>full-time</u> <u>undergraduate</u> students
	<u>First-time</u>	<u>Transfer-in</u> (non-first-time entering)	<u>Continuing/ Returning</u>	Total		
<u>Nonresident alien</u>	0	1	1	2	0	2
<u>Hispanic/Latino</u>	6	4	14	24	0	24
<u>American Indian or Alaska Native</u>	0	0	0	0	0	0
<u>Asian</u>	8	1	19	28	0	28
<u>Black or African American</u>	6	1	6	13	1	14
<u>Native Hawaiian or Other Pacific Islander</u>	0	0	0	0	0	0
<u>White</u>	21	11	61	93	1	94
Two or more races	2	2	5	9	0	9
<u>Race and ethnicity unknown</u>	0	0	2	2	0	2
Total men	43	20	108	171	2	173

Women

Students enrolled for <u>credit</u>	<u>Degree/certificate-seeking</u>				Non-degree/ non-certificate-seeking	Total, <u>full-time</u> <u>undergraduate</u> students
	<u>First-time</u>	<u>Transfer-in</u> (non-first-time entering)	<u>Continuing/ Returning</u>	Total		
<u>Nonresident alien</u>	0	0	3	3	0	3
<u>Hispanic/Latino</u>	7	7	24	38	0	38
<u>American Indian or Alaska Native</u>	0	0	0	0	0	0
<u>Asian</u>	16	4	34	54	0	54
<u>Black or African American</u>	14	11	29	54	0	54
<u>Native Hawaiian or Other Pacific Islander</u>	0	0	0	0	0	0
<u>White</u>	35	17	135	187	1	188
Two or more races	5	4	15	24	0	24
<u>Race and ethnicity unknown</u>	1	1	20	22	0	22
Total women	78	44	260	382	1	383

Grand total (men+women)	121	64	368	553	3	556
Grand total (men+women) 2018-19	148	58	369	575	2	577

Institution: University of Missouri-Kansas City (178402)

User ID: 29C0011

Part A - Fall Enrollment by race/ethnicity and gender

Enrollment as of the institution's official fall reporting date or as of **October 15, 2020**

CIP CODE: 27.0000 -- Mathematics and Statistics

Full-time undergraduate students

- Report Hispanic/Latino individuals of any race as Hispanic/Latino
- Report race for non-Hispanic/Latino individuals only

Men

Students enrolled for <u>credit</u>	<u>Degree/certificate-seeking</u>				Non-degree/ non-certificate-seeking	Total, <u>full-time</u> <u>undergraduate</u> students
	<u>First-time</u>	<u>Transfer-in</u> (non-first-time entering)	<u>Continuing/ Returning</u>	Total		
<u>Nonresident alien</u>	0	0	1	1	0	1
<u>Hispanic/Latino</u>	0	0	2	2	0	2
<u>American Indian or Alaska Native</u>	0	0	0	0	0	0
<u>Asian</u>	0	0	0	0	0	0
<u>Black or African American</u>	0	0	1	1	0	1
<u>Native Hawaiian or Other Pacific Islander</u>	0	0	0	0	0	0
<u>White</u>	1	2	13	16	0	16
Two or more races	0	1	2	3	0	3
<u>Race/ethnicity unknown</u>	0	0	0	0	0	0
Total men	1	3	19	23	0	23

Women

Students enrolled for <u>credit</u>	<u>Degree/certificate-seeking</u>				Non-degree/ non-certificate-seeking	Total, <u>full-time</u> <u>undergraduate</u> students
	<u>First-time</u>	<u>Transfer-in</u> (non-first-time entering)	<u>Continuing/ Returning</u>	Total		
<u>Nonresident alien</u>	0	0	1	1	0	1
<u>Hispanic/Latino</u>	0	0	1	1	0	1
<u>American Indian or Alaska Native</u>	0	0	0	0	0	0
<u>Asian</u>	0	0	2	2	0	2
<u>Black or African American</u>	0	0	0	0	0	0
<u>Native Hawaiian or Other Pacific Islander</u>	0	0	0	0	0	0
<u>White</u>	0	2	4	6	0	6
Two or more races	0	0	0	0	0	0
<u>Race/ethnicity unknown</u>	0	0	0	0	0	0
Total women	0	2	8	10	0	10

Grand total (men+women)	1	5	27	33	0	33
Grand total (men+women) 2018-19	3	5	27	35		35

Institution: University of Missouri-Kansas City (178402)

User ID: 29C0011

Part A - Fall Enrollment by race/ethnicity and gender

Enrollment as of the institution's official fall reporting date or as of October 15, 2020

CIP CODE: 40.0000 -- Physical Sciences

Full-time undergraduate students

- Report Hispanic/Latino individuals of any race as Hispanic/Latino
- Report race for non-Hispanic/Latino individuals only

Men

Students enrolled for <u>credit</u>	<u>Degree/certificate-seeking</u>				Non-degree/ non-certificate-seeking	Total, <u>full-time</u> <u>undergraduate</u> students
	<u>First-time</u>	<u>Transfer-in</u> (non-first-time entering)	<u>Continuing/ Returning</u>	Total		
<u>Nonresident alien</u>	1	0	10	11	0	11
<u>Hispanic/Latino</u>	1	0	5	6	0	6
<u>American Indian or Alaska Native</u>	0	0	0	0	0	0
<u>Asian</u>	1	0	12	13	0	13
<u>Black or African American</u>	0	0	5	5	0	5
<u>Native Hawaiian or Other Pacific Islander</u>	0	0	0	0	0	0
<u>White</u>	3	3	27	33	0	33
Two or more races	1	0	1	2	0	2
<u>Race/ethnicity unknown</u>	0	1	1	2	0	2
Total men	7	4	61	72	0	72

Women

Students enrolled for <u>credit</u>	<u>Degree/certificate-seeking</u>				Non-degree/ non-certificate-seeking	Total, <u>full-time</u> <u>undergraduate</u> students
	<u>First-time</u>	<u>Transfer-in</u> (non-first-time entering)	<u>Continuing/ Returning</u>	Total		
<u>Nonresident alien</u>	0	0	10	10	0	10
<u>Hispanic/Latino</u>	0	2	16	18	0	18
<u>American Indian or Alaska Native</u>	1	0	0	1	0	1
<u>Asian</u>	4	0	28	32	0	32
<u>Black or African American</u>	2	3	15	20	0	20
<u>Native Hawaiian or Other Pacific Islander</u>	0	0	0	0	0	0
<u>White</u>	7	4	56	67	0	67
Two or more races	1	3	4	8	0	8
<u>Race/ethnicity unknown</u>	1	0	2	3	0	3
Total women	16	12	131	159	0	159

Grand total (men+women)	23	16	192	231	0	231
Grand total (men+women) 2018-19	49	27	233	309		309

Institution: University of Missouri-Kansas City (178402)

User ID: 29C0011

Part A - Fall Enrollment by race/ethnicity and gender

Enrollment as of the institution's official fall reporting date or as of October 15, 2020

CIP CODE: 52.0000 -- Business, Management, Marketing and Related Support Services

Full-time undergraduate students

- Report Hispanic/Latino individuals of any race as Hispanic/Latino
- Report race for non-Hispanic/Latino individuals only

Men

Students enrolled for <u>credit</u>	<u>Degree/certificate-seeking</u>				Non-degree/ non-certificate-seeking	Total, <u>full-time</u> <u>undergraduate</u> students
	<u>First-time</u>	<u>Transfer-in</u> (non-first-time entering)	<u>Continuing/ Returning</u>	Total		
<u>Nonresident alien</u>	3	1	38	42	0	42
<u>Hispanic/Latino</u>	11	11	47	69	0	69
<u>American Indian or Alaska Native</u>	0	0	1	1	0	1
<u>Asian</u>	9	5	32	46	0	46
<u>Black or African American</u>	10	8	32	50	0	50
<u>Native Hawaiian or Other Pacific Islander</u>	0	0	1	1	0	1
<u>White</u>	35	46	232	313	0	313
Two or more races	5	3	13	21	0	21
<u>Race/ethnicity unknown</u>	2	0	13	15	0	15
Total men	75	74	409	558	0	558

Women

Students enrolled for <u>credit</u>	<u>Degree/certificate-seeking</u>				Non-degree/ non-certificate-seeking	Total, <u>full-time</u> <u>undergraduate</u> students
	<u>First-time</u>	<u>Transfer-in</u> (non-first-time entering)	<u>Continuing/ Returning</u>	Total		
<u>Nonresident alien</u>	5	5	45	55	0	55
<u>Hispanic/Latino</u>	10	11	36	57	0	57
<u>American Indian or Alaska Native</u>	1	0	1	2	0	2
<u>Asian</u>	8	2	27	37	0	37
<u>Black or African American</u>	11	3	40	54	0	54
<u>Native Hawaiian or Other Pacific Islander</u>	0	0	0	0	0	0
<u>White</u>	28	36	161	225	0	225
Two or more races	2	4	9	15	0	15
<u>Race/ethnicity unknown</u>	2	0	4	6	0	6
Total women	67	61	323	451	0	451

Grand total (men+women)	142	135	732	1,009	0	1,009
Grand total (men+women) 2018-19	116	153	793	1,062	3	1,065

Institution: University of Missouri-Kansas City (178402)

User ID: 29C0011

Part A - Fall Enrollment for Part-time Undergraduate Students

Enrollment as of the institution's official fall reporting date or as of **October 15, 2020**

Part-time Undergraduate Students

Reporting Reminders:

- Report Hispanic/Latino individuals of any race as Hispanic/Latino
- Report race for non-Hispanic/Latino individuals only
- Even though Teacher Preparation certificate programs may require a bachelor's degree for admission, they are considered subbaccalaureate undergraduate programs, and students in these programs are undergraduate students.

Men

Enrolled for <u>credit</u>	<u>Degree/certificate-seeking</u>			Total degree/certificate-seeking	Non-degree/ non-certificate-seeking	Total, <u>part-time</u> undergraduate students
	<u>First-time</u>	<u>Transfer-in</u> (non-first-time entering)	<u>Continuing/Returning</u>			
<u>Nonresident alien</u>	0	0	12	12	9	21
<u>Hispanic/Latino</u>	0	6	35	41	129	170
<u>American Indian or Alaska Native</u>	0	1	0	1	3	4
<u>Asian</u>	3	6	25	34	54	88
<u>Black or African American</u>	2	10	40	52	117	169
<u>Native Hawaiian or Other Pacific Islander</u>	0	0	0	0	1	1
<u>White</u>	10	62	221	293	1,165	1,458
Two or more races	0	7	17	24	83	107
<u>Race and ethnicity unknown</u>	0	1	26	27	16	43
Total men	15	93	376	484	1,577	2,061
Total men prior year	11	89	366	466	1,502	1,968

Women

Enrolled for <u>credit</u>	<u>Degree/certificate-seeking</u>			Total degree/certificate-seeking	Non-degree/ non-certificate-seeking	Total, <u>part-time</u> undergraduate students
	<u>First-time</u>	<u>Transfer-in</u> (non-first-time entering)	<u>Continuing/Returning</u>			
<u>Nonresident alien</u>	0	0	5	5	24	29
<u>Hispanic/Latino</u>	3	18	50	71	199	270
<u>American Indian or Alaska Native</u>	0	0	0	0	10	10
<u>Asian</u>	0	10	40	50	97	147
<u>Black or African American</u>	6	17	74	97	213	310
<u>Native Hawaiian or Other Pacific Islander</u>	1	1	0	2	4	6
<u>White</u>	7	85	256	348	1,557	1,905
Two or more races	0	9	13	22	157	179
<u>Race and ethnicity unknown</u>	0	3	20	23	16	39
Total women	17	143	458	618	2,277	2,895
Total women prior year	12	98	484	594	2,252	2,846

Grand total (men+women)	32	236	834	1,102	3,854	4,956
Grand total (men+women) prior year	23	187	850	1,060	3,754	4,814

Institution: University of Missouri-Kansas City (178402)

User ID: 29C0011

Part A - Fall Enrollment by race/ethnicity and gender

Enrollment as of the institution's official fall reporting date or as of **October 15, 2020**

CIP CODE: 13.0000 -- Education

Part-time undergraduate students

- Report Hispanic/Latino individuals of any race as Hispanic/Latino
- Report race for non-Hispanic/Latino individuals only

Men

Students enrolled for <u>credit</u>	<u>Degree/certificate-seeking</u>				Non-degree/ non-certificate-seeking	Total, <u>part-time</u> <u>undergraduate</u> students
	<u>First-time</u>	<u>Transfer-in</u> (non-first-time entering)	<u>Continuing/ Returning</u>	Total		
<u>Nonresident alien</u>	<input type="text" value="0"/>	<input type="text" value="0"/>	<input type="text" value="0"/>	0	<input type="text" value="0"/>	0
<u>Hispanic/Latino</u>	<input type="text" value="0"/>	<input type="text" value="0"/>	<input type="text" value="2"/>	2	<input type="text" value="0"/>	2
<u>American Indian or Alaska Native</u>	<input type="text" value="0"/>	<input type="text" value="0"/>	<input type="text" value="0"/>	0	<input type="text" value="0"/>	0
<u>Asian</u>	<input type="text" value="0"/>	<input type="text" value="0"/>	<input type="text" value="0"/>	0	<input type="text" value="0"/>	0
<u>Black or African American</u>	<input type="text" value="0"/>	<input type="text" value="0"/>	<input type="text" value="1"/>	1	<input type="text" value="0"/>	1
<u>Native Hawaiian or Other Pacific Islander</u>	<input type="text" value="0"/>	<input type="text" value="0"/>	<input type="text" value="0"/>	0	<input type="text" value="0"/>	0
<u>White</u>	<input type="text" value="0"/>	<input type="text" value="0"/>	<input type="text" value="0"/>	0	<input type="text" value="1"/>	1
Two or more races	<input type="text" value="0"/>	<input type="text" value="0"/>	<input type="text" value="0"/>	0	<input type="text" value="0"/>	0
<u>Race/ethnicity unknown</u>	<input type="text" value="0"/>	<input type="text" value="0"/>	<input type="text" value="1"/>	1	<input type="text" value="0"/>	1
Total men	0	0	4	4	1	5

Women

Students enrolled for <u>credit</u>	<u>Degree/certificate-seeking</u>				Non-degree/ non-certificate-seeking	Total, <u>part-time</u> <u>undergraduate</u> students
	<u>First-time</u>	<u>Transfer-in</u> (non-first-time entering)	<u>Continuing/ Returning</u>	Total		
<u>Nonresident alien</u>	<input type="text" value="0"/>	<input type="text" value="0"/>	<input type="text" value="0"/>	0	<input type="text" value="0"/>	0
<u>Hispanic/Latino</u>	<input type="text" value="0"/>	<input type="text" value="0"/>	<input type="text" value="0"/>	0	<input type="text" value="0"/>	0
<u>American Indian or Alaska Native</u>	<input type="text" value="0"/>	<input type="text" value="0"/>	<input type="text" value="0"/>	0	<input type="text" value="0"/>	0
<u>Asian</u>	<input type="text" value="0"/>	<input type="text" value="0"/>	<input type="text" value="2"/>	2	<input type="text" value="1"/>	3
<u>Black or African American</u>	<input type="text" value="0"/>	<input type="text" value="0"/>	<input type="text" value="2"/>	2	<input type="text" value="0"/>	2
<u>Native Hawaiian or Other Pacific Islander</u>	<input type="text" value="0"/>	<input type="text" value="0"/>	<input type="text" value="0"/>	0	<input type="text" value="0"/>	0
<u>White</u>	<input type="text" value="1"/>	<input type="text" value="0"/>	<input type="text" value="6"/>	7	<input type="text" value="0"/>	7
Two or more races	<input type="text" value="0"/>	<input type="text" value="0"/>	<input type="text" value="0"/>	0	<input type="text" value="1"/>	1
<u>Race/ethnicity unknown</u>	<input type="text" value="0"/>	<input type="text" value="0"/>	<input type="text" value="0"/>	0	<input type="text" value="0"/>	0
Total women	1	0	10	11	2	13

Grand total (men+women)	1	0	14	15	3	18
Grand total (men+women) 2018-19		10	33	43		43

Institution: University of Missouri-Kansas City (178402)

User ID: 29C0011

Part A - Fall Enrollment by race/ethnicity and gender

Enrollment as of the institution's official fall reporting date or as of **October 15, 2020**

CIP CODE: 14.0000 -- Engineering

Part-time undergraduate students

- Report Hispanic/Latino individuals of any race as Hispanic/Latino
- Report race for non-Hispanic/Latino individuals only

Men

Students enrolled for <u>credit</u>	<u>Degree/certificate-seeking</u>				Non-degree/ non-certificate-seeking	Total, <u>part-time</u> <u>undergraduate</u> students
	<u>First-time</u>	<u>Transfer-in</u> (non-first-time entering)	<u>Continuing/ Returning</u>	Total		
<u>Nonresident alien</u>	0	0	1	1	0	1
<u>Hispanic/Latino</u>	0	0	7	7	0	7
<u>American Indian or Alaska Native</u>	0	1	0	1	0	1
<u>Asian</u>	0	2	5	7	0	7
<u>Black or African American</u>	0	3	5	8	0	8
<u>Native Hawaiian or Other Pacific Islander</u>	0	0	0	0	0	0
<u>White</u>	2	10	33	45	0	45
Two or more races	0	0	1	1	0	1
<u>Race and ethnicity unknown</u>	0	0	1	1	0	1
Total men	2	16	53	71	0	71

Women

Students enrolled for <u>credit</u>	<u>Degree/certificate-seeking</u>				Non-degree/ non-certificate-seeking	Total, <u>part-time</u> <u>undergraduate</u> students
	<u>First-time</u>	<u>Transfer-in</u> (non-first-time entering)	<u>Continuing/ Returning</u>	Total		
<u>Nonresident alien</u>	0	0	0	0	0	0
<u>Hispanic/Latino</u>	0	1	0	1	0	1
<u>American Indian or Alaska Native</u>	0	0	0	0	0	0
<u>Asian</u>	0	1	2	3	0	3
<u>Black or African American</u>	0	0	1	1	0	1
<u>Native Hawaiian or Other Pacific Islander</u>	0	0	0	0	0	0
<u>White</u>	1	4	2	7	0	7
Two or more races	0	0	0	0	0	0
<u>Race and ethnicity unknown</u>	0	0	1	1	0	1
Total women	1	6	6	13	0	13

Grand total (men+women)	3	22	59	84	0	84
Grand total (men+women) 2018-19	1	17	60	78		78

Institution: University of Missouri-Kansas City (178402)

User ID: 29C0011

Part A - Fall Enrollment by race/ethnicity and gender

Enrollment as of the institution's official fall reporting date or as of October 15, 2020

CIP CODE: 26.0000 -- Biological and Biomedical Sciences

Part-time undergraduate students

- Report Hispanic/Latino individuals of any race as Hispanic/Latino
- Report race for non-Hispanic/Latino individuals only

Men

Students enrolled for <u>credit</u>	<u>Degree/certificate-seeking</u>				Non-degree/ non-certificate-seeking	Total, <u>part-time</u> <u>undergraduate</u> students
	<u>First-time</u>	<u>Transfer-in</u> (non-first-time entering)	<u>Continuing/ Returning</u>	Total		
<u>Nonresident alien</u>	0	0	0	0	0	0
<u>Hispanic/Latino</u>	0	0	0	0	1	1
<u>American Indian or Alaska Native</u>	0	0	0	0	0	0
<u>Asian</u>	0	0	4	4	1	5
<u>Black or African American</u>	0	1	1	2	0	2
<u>Native Hawaiian or Other Pacific Islander</u>	0	0	0	0	0	0
<u>White</u>	0	4	15	19	6	25
Two or more races	0	2	3	5	0	5
<u>Race and ethnicity unknown</u>	0	0	2	2	0	2
Total men	0	7	25	32	8	40

Women

Students enrolled for <u>credit</u>	<u>Degree/certificate-seeking</u>				Non-degree/ non-certificate-seeking	Total, <u>part-time</u> <u>undergraduate</u> students
	<u>First-time</u>	<u>Transfer-in</u> (non-first-time entering)	<u>Continuing/ Returning</u>	Total		
<u>Nonresident alien</u>	0	0	0	0	0	0
<u>Hispanic/Latino</u>	0	1	3	4	0	4
<u>American Indian or Alaska Native</u>	0	0	0	0	0	0
<u>Asian</u>	0	0	6	6	6	12
<u>Black or African American</u>	1	1	3	5	3	8
<u>Native Hawaiian or Other Pacific Islander</u>	0	0	0	0	1	1
<u>White</u>	0	10	18	28	12	40
Two or more races	0	1	1	2	2	4
<u>Race and ethnicity unknown</u>	0	0	1	1	0	1
Total women	1	13	32	46	24	70

Grand total (men+women)	1	20	57	78	32	110
Grand total (men+women) 2018-19	2	12	46	60	25	85

Institution: University of Missouri-Kansas City (178402)

User ID: 29C0011

Part A - Fall Enrollment by race/ethnicity and gender

Enrollment as of the institution's official fall reporting date or as of October 15, 2020

CIP CODE: 27.0000 -- Mathematics and Statistics

Part-time undergraduate students

- Report Hispanic/Latino individuals of any race as Hispanic/Latino
- Report race for non-Hispanic/Latino individuals only

Men

Students enrolled for <u>credit</u>	<u>Degree/certificate-seeking</u>				Non-degree/ non-certificate-seeking	Total, <u>part-time</u> <u>undergraduate</u> students
	<u>First-time</u>	<u>Transfer-in</u> (non-first-time entering)	<u>Continuing/ Returning</u>	Total		
<u>Nonresident alien</u>	0	0	1	1	0	1
<u>Hispanic/Latino</u>	0	0	0	0	0	0
<u>American Indian or Alaska Native</u>	0	0	0	0	0	0
<u>Asian</u>	0	0	0	0	0	0
<u>Black or African American</u>	0	0	1	1	0	1
<u>Native Hawaiian or Other Pacific Islander</u>	0	0	0	0	0	0
<u>White</u>	0	2	6	8	0	8
Two or more races	0	1	0	1	0	1
<u>Race/ethnicity unknown</u>	0	0	1	1	0	1
Total men	0	3	9	12	0	12

Women

Students enrolled for <u>credit</u>	<u>Degree/certificate-seeking</u>				Non-degree/ non-certificate-seeking	Total, <u>part-time</u> <u>undergraduate</u> students
	<u>First-time</u>	<u>Transfer-in</u> (non-first-time entering)	<u>Continuing/ Returning</u>	Total		
<u>Nonresident alien</u>	0	0	0	0	0	0
<u>Hispanic/Latino</u>	0	1	0	1	0	1
<u>American Indian or Alaska Native</u>	0	0	0	0	0	0
<u>Asian</u>	0	0	2	2	0	2
<u>Black or African American</u>	0	0	0	0	0	0
<u>Native Hawaiian or Other Pacific Islander</u>	0	0	0	0	0	0
<u>White</u>	0	3	2	5	0	5
Two or more races	0	1	0	1	0	1
<u>Race/ethnicity unknown</u>	0	0	0	0	0	0
Total women	0	5	4	9	0	9

Grand total (men+women)	0	8	13	21	0	21
Grand total (men+women) 2018-19		4	11	15		15

Institution: University of Missouri-Kansas City (178402)

User ID: 29C0011

Part A - Fall Enrollment by race/ethnicity and gender

Enrollment as of the institution's official fall reporting date or as of October 15, 2020

CIP CODE: 40.0000 -- Physical Sciences

Part-time undergraduate students

- Report Hispanic/Latino individuals of any race as Hispanic/Latino
- Report race for non-Hispanic/Latino individuals only

Men

Students enrolled for <u>credit</u>	<u>Degree/certificate-seeking</u>				Non-degree/ non-certificate-seeking	Total, <u>part-time</u> <u>undergraduate</u> students
	<u>First-time</u>	<u>Transfer-in</u> (non-first-time entering)	<u>Continuing/ Returning</u>	Total		
<u>Nonresident alien</u>	0	0	1	1	0	1
<u>Hispanic/Latino</u>	0	0	0	0	0	0
<u>American Indian or Alaska Native</u>	0	0	0	0	0	0
<u>Asian</u>	0	0	0	0	0	0
<u>Black or African American</u>	0	0	1	1	0	1
<u>Native Hawaiian or Other Pacific Islander</u>	0	0	0	0	0	0
<u>White</u>	0	2	6	8	0	8
Two or more races	0	0	2	2	0	2
<u>Race and ethnicity unknown</u>	0	0	0	0	0	0
Total men	0	2	10	12	0	12

Women

Students enrolled for <u>credit</u>	<u>Degree/certificate-seeking</u>				Non-degree/ non-certificate-seeking	Total, <u>part-time</u> <u>undergraduate</u> students
	<u>First-time</u>	<u>Transfer-in</u> (non-first-time entering)	<u>Continuing/ Returning</u>	Total		
<u>Nonresident alien</u>	0	0	0	0	0	0
<u>Hispanic/Latino</u>	0	0	0	0	0	0
<u>American Indian or Alaska Native</u>	0	0	0	0	0	0
<u>Asian</u>	0	3	0	3	0	3
<u>Black or African American</u>	0	0	0	0	0	0
<u>Native Hawaiian or Other Pacific Islander</u>	0	0	0	0	0	0
<u>White</u>	0	1	12	13	0	13
Two or more races	0	0	0	0	0	0
<u>Race and ethnicity unknown</u>	0	0	1	1	0	1
Total women	0	4	13	17	0	17

Grand total (men+women)	0	6	23	29	0	29
Grand total (men+women) 2018-19	1	5	38	44		44

Institution: University of Missouri-Kansas City (178402)

User ID: 29C0011

Part A - Fall Enrollment by race/ethnicity and gender

Enrollment as of the institution's official fall reporting date or as of October 15, 2020

CIP CODE: 52.0000 -- Business, Management, Marketing and Related Support Services

Part-time undergraduate students

- Report Hispanic/Latino individuals of any race as Hispanic/Latino
- Report race for non-Hispanic/Latino individuals only

Men

Students enrolled for <u>credit</u>	<u>Degree/certificate-seeking</u>				Non-degree/ non-certificate-seeking	Total, <u>part-time</u> <u>undergraduate</u> students
	<u>First-time</u>	<u>Transfer-in</u> (non-first-time entering)	<u>Continuing/ Returning</u>	Total		
<u>Nonresident alien</u>	0	0	4	4	1	5
<u>Hispanic/Latino</u>	0	2	6	8	0	8
<u>American Indian or Alaska Native</u>	0	0	0	0	0	0
<u>Asian</u>	1	0	7	8	0	8
<u>Black or African American</u>	1	1	9	11	1	12
<u>Native Hawaiian or Other Pacific Islander</u>	0	0	0	0	0	0
<u>White</u>	2	13	49	64	2	66
Two or more races	0	1	1	2	0	2
<u>Race and ethnicity unknown</u>	0	1	7	8	0	8
Total men	4	18	83	105	4	109

Women

Students enrolled for <u>credit</u>	<u>Degree/certificate-seeking</u>				Non-degree/ non-certificate-seeking	Total, <u>part-time</u> <u>undergraduate</u> students
	<u>First-time</u>	<u>Transfer-in</u> (non-first-time entering)	<u>Continuing/ Returning</u>	Total		
<u>Nonresident alien</u>	0	0	2	2	0	2
<u>Hispanic/Latino</u>	0	4	8	12	0	12
<u>American Indian or Alaska Native</u>	0	0	0	0	0	0
<u>Asian</u>	0	1	7	8	0	8
<u>Black or African American</u>	0	1	13	14	0	14
<u>Native Hawaiian or Other Pacific Islander</u>	1	0	0	1	0	1
<u>White</u>	0	11	30	41	0	41
Two or more races	0	1	4	5	0	5
<u>Race and ethnicity unknown</u>	0	1	2	3	0	3
Total women	1	19	66	86	0	86

Grand total (men+women)	5	37	149	191	4	195
Grand total (men+women) 2018-19	2	27	134	163	17	180

Institution: University of Missouri-Kansas City (178402)

User ID: 29C0011

Part A - Fall Enrollment for Graduate Students

Enrollment as of the institution's official fall reporting date or as of **October 15, 2020**

Graduate Students

Race/Ethnicity Reporting Reminder:

- Report Hispanic/Latino individuals of any race as Hispanic/Latino
- Report race for non-Hispanic/Latino individuals only

Graduate Student Reporting Reminder:

- Report all postbaccalaureate degree and certificate students as graduate students, including any doctor's-professional practice students (formerly first-professional)
- Even though Teacher Preparation certificate programs may require a bachelor's degree for admission, they are considered subbaccalaureate undergraduate programs, and students in these programs are undergraduate students.

Men

Enrolled for <u>credit</u>	Total <u>full-time</u>	Total <u>part-time</u>	Total graduate students
<u>Nonresident alien</u>	154	165	319
<u>Hispanic/Latino</u>	65	48	113
<u>American Indian or Alaska Native</u>	4	3	7
<u>Asian</u>	141	50	191
<u>Black or African American</u>	57	81	138
<u>Native Hawaiian or Other Pacific Islander</u>	2	0	2
<u>White</u>	752	480	1,232
Two or more races	36	23	59
<u>Race and ethnicity unknown</u>	48	32	80
Total men	1,259	882	2,141
Total men prior year	1,284	864	2,148

Women

Enrolled for <u>credit</u>	Total <u>full-time</u>	Total <u>part-time</u>	Total graduate students
<u>Nonresident alien</u>	138	89	227
<u>Hispanic/Latino</u>	77	70	147
<u>American Indian or Alaska Native</u>	5	4	9
<u>Asian</u>	231	64	295
<u>Black or African American</u>	108	136	244
<u>Native Hawaiian or Other Pacific Islander</u>	0	1	1
<u>White</u>	963	931	1,894
Two or more races	48	33	81
<u>Race and ethnicity unknown</u>	39	42	81
Total women	1,609	1,370	2,979
Total women prior year	1,600	1,339	2,939

Grand total (men+women)	2,868	2,252	5,120
Grand total (men+women) prior year	2,884	2,203	5,087

Institution: University of Missouri-Kansas City (178402)

User ID: 29C0011

Part A - Fall Enrollment by race/ethnicity and gender

Enrollment as of the institution's official fall reporting date or as of **October 15, 2020**

CIP CODE: 13.0000 -- Education

Graduate students

- Report Hispanic/Latino individuals of any race as Hispanic/Latino
- Report race for non-Hispanic/Latino individuals only
- Report all postbaccalaureate degree and certificate students as graduate students, including any doctor's-professional practice students (formerly first-professional)

Men

Students enrolled for <u>credit</u>	Total <u>full-time</u>	Total <u>part-time</u>	Total graduate students
<u>Nonresident alien</u>	1	0	1
<u>Hispanic/Latino</u>	4	1	5
<u>American Indian or Alaska Native</u>	0	1	1
<u>Asian</u>	0	1	1
<u>Black or African American</u>	4	23	27
<u>Native Hawaiian or Other Pacific Islander</u>	0	0	0
<u>White</u>	20	41	61
Two or more races	2	0	2
<u>Race and ethnicity unknown</u>	1	2	3
Total men	32	69	101

Women

Students enrolled for <u>credit</u>	Total <u>full-time</u>	Total <u>part-time</u>	Total graduate students
<u>Nonresident alien</u>	9	3	12
<u>Hispanic/Latino</u>	6	14	20
<u>American Indian or Alaska Native</u>	0	0	0
<u>Asian</u>	5	4	9
<u>Black or African American</u>	11	44	55
<u>Native Hawaiian or Other Pacific Islander</u>	0	0	0
<u>White</u>	63	142	205
Two or more races	3	5	8
<u>Race and ethnicity unknown</u>	1	10	11
Total women	98	222	320

Grand total (men+women)	130	291	421
Grand total (men+women) 2018-19	150	272	422

Institution: University of Missouri-Kansas City (178402)

User ID: 29C0011

Part A - Fall Enrollment by race/ethnicity and gender

Enrollment as of the institution's official fall reporting date or as of **October 15, 2020**

CIP CODE: 14.0000 -- Engineering

Graduate students

- Report Hispanic/Latino individuals of any race as Hispanic/Latino
- Report race for non-Hispanic/Latino individuals only
- Report all postbaccalaureate degree and certificate students as graduate students, including any doctor's-professional practice students (formerly first-professional)

Men

Students enrolled for <u>credit</u>	Total <u>full-time</u>	Total <u>part-time</u>	Total graduate students
<u>Nonresident alien</u>	17	4	21
<u>Hispanic/Latino</u>	1	1	2
<u>American Indian or Alaska Native</u>	0	1	1
<u>Asian</u>	5	7	12
<u>Black or African American</u>	3	6	9
<u>Native Hawaiian or Other Pacific Islander</u>	0	0	0
<u>White</u>	14	25	39
Two or more races	1	1	2
<u>Race and ethnicity unknown</u>	10	3	13
Total men	51	48	99

Women

Students enrolled for <u>credit</u>	Total <u>full-time</u>	Total <u>part-time</u>	Total graduate students
<u>Nonresident alien</u>	10	5	15
<u>Hispanic/Latino</u>	0	2	2
<u>American Indian or Alaska Native</u>	0	0	0
<u>Asian</u>	0	1	1
<u>Black or African American</u>	1	0	1
<u>Native Hawaiian or Other Pacific Islander</u>	0	0	0
<u>White</u>	2	5	7
Two or more races	0	2	2
<u>Race and ethnicity unknown</u>	2	0	2
Total women	15	15	30

Grand total (men+women)	66	63	129
Grand total (men+women) 2018-19	61	105	166

Institution: University of Missouri-Kansas City (178402)

User ID: 29C0011

Part A - Fall Enrollment by race/ethnicity and gender

Enrollment as of the institution's **official fall reporting date** or as of **October 15, 2020**

CIP CODE: 26.0000 -- Biological and Biomedical Sciences

Graduate students

- Report Hispanic/Latino individuals of any race as Hispanic/Latino
- Report race for non-Hispanic/Latino individuals only
- Report all postbaccalaureate degree and certificate students as graduate students, including any doctor's-professional practice students (formerly first-professional)

Men

Students enrolled for <u>credit</u>	Total <u>full-time</u>	Total <u>part-time</u>	Total graduate students
<u>Nonresident alien</u>	<input type="text" value="0"/>	<input type="text" value="6"/>	6
<u>Hispanic/Latino</u>	<input type="text" value="0"/>	<input type="text" value="3"/>	3
<u>American Indian or Alaska Native</u>	<input type="text" value="0"/>	<input type="text" value="0"/>	0
<u>Asian</u>	<input type="text" value="1"/>	<input type="text" value="4"/>	5
<u>Black or African American</u>	<input type="text" value="2"/>	<input type="text" value="1"/>	3
<u>Native Hawaiian or Other Pacific Islander</u>	<input type="text" value="0"/>	<input type="text" value="0"/>	0
<u>White</u>	<input type="text" value="10"/>	<input type="text" value="5"/>	15
Two or more races	<input type="text" value="0"/>	<input type="text" value="0"/>	0
<u>Race and ethnicity unknown</u>	<input type="text" value="0"/>	<input type="text" value="1"/>	1
Total men	13	20	33

Women

Students enrolled for <u>credit</u>	Total <u>full-time</u>	Total <u>part-time</u>	Total graduate students
<u>Nonresident alien</u>	<input type="text" value="0"/>	<input type="text" value="1"/>	1
<u>Hispanic/Latino</u>	<input type="text" value="0"/>	<input type="text" value="1"/>	1
<u>American Indian or Alaska Native</u>	<input type="text" value="0"/>	<input type="text" value="0"/>	0
<u>Asian</u>	<input type="text" value="3"/>	<input type="text" value="1"/>	4
<u>Black or African American</u>	<input type="text" value="0"/>	<input type="text" value="4"/>	4
<u>Native Hawaiian or Other Pacific Islander</u>	<input type="text" value="0"/>	<input type="text" value="0"/>	0
<u>White</u>	<input type="text" value="5"/>	<input type="text" value="6"/>	11
Two or more races	<input type="text" value="0"/>	<input type="text" value="1"/>	1
<u>Race and ethnicity unknown</u>	<input type="text" value="0"/>	<input type="text" value="0"/>	0
Total women	8	14	22

Grand total (men+women)	21	34	55
Grand total (men+women) 2018-19	19	23	42

Institution: University of Missouri-Kansas City (178402)

User ID: 29C0011

Part A - Fall Enrollment by race/ethnicity and gender

Enrollment as of the institution's official fall reporting date or as of **October 15, 2020**

CIP CODE: 27.0000 -- Mathematics and Statistics

Graduate students

- Report Hispanic/Latino individuals of any race as Hispanic/Latino
- Report race for non-Hispanic/Latino individuals only
- Report all postbaccalaureate degree and certificate students as graduate students, including any doctor's-professional practice students (formerly first-professional)

Men

Students enrolled for <u>credit</u>	Total <u>full-time</u>	Total <u>part-time</u>	Total graduate students
<u>Nonresident alien</u>	<input type="text" value="0"/>	<input type="text" value="0"/>	0
<u>Hispanic/Latino</u>	<input type="text" value="0"/>	<input type="text" value="0"/>	0
<u>American Indian or Alaska Native</u>	<input type="text" value="0"/>	<input type="text" value="0"/>	0
<u>Asian</u>	<input type="text" value="0"/>	<input type="text" value="1"/>	1
<u>Black or African American</u>	<input type="text" value="0"/>	<input type="text" value="1"/>	1
<u>Native Hawaiian or Other Pacific Islander</u>	<input type="text" value="0"/>	<input type="text" value="0"/>	0
<u>White</u>	<input type="text" value="4"/>	<input type="text" value="8"/>	12
Two or more races	<input type="text" value="0"/>	<input type="text" value="0"/>	0
<u>Race/ethnicity unknown</u>	<input type="text" value="0"/>	<input type="text" value="0"/>	0
Total men	4	10	14

Women

Students enrolled for <u>credit</u>	Total <u>full-time</u>	Total <u>part-time</u>	Total graduate students
<u>Nonresident alien</u>	<input type="text" value="1"/>	<input type="text" value="1"/>	2
<u>Hispanic/Latino</u>	<input type="text" value="0"/>	<input type="text" value="0"/>	0
<u>American Indian or Alaska Native</u>	<input type="text" value="0"/>	<input type="text" value="0"/>	0
<u>Asian</u>	<input type="text" value="1"/>	<input type="text" value="1"/>	2
<u>Black or African American</u>	<input type="text" value="0"/>	<input type="text" value="0"/>	0
<u>Native Hawaiian or Other Pacific Islander</u>	<input type="text" value="0"/>	<input type="text" value="0"/>	0
<u>White</u>	<input type="text" value="3"/>	<input type="text" value="1"/>	4
Two or more races	<input type="text" value="0"/>	<input type="text" value="0"/>	0
<u>Race/ethnicity unknown</u>	<input type="text" value="0"/>	<input type="text" value="0"/>	0
Total women	5	3	8

Grand total (men+women)	9	13	22
Grand total (men+women) 2018-19	8	11	19

Institution: University of Missouri-Kansas City (178402)

User ID: 29C0011

Part A - Fall Enrollment by race/ethnicity and gender

Enrollment as of the institution's official fall reporting date or as of October 15, 2020

CIP CODE: 40.0000 -- Physical Sciences

Graduate students

- Report Hispanic/Latino individuals of any race as Hispanic/Latino
- Report race for non-Hispanic/Latino individuals only
- Report all postbaccalaureate degree and certificate students as graduate students, including any doctor's-professional practice students (formerly first-professional)

Men

Students enrolled for <u>credit</u>	Total <u>full-time</u>	Total <u>part-time</u>	Total graduate students
<u>Nonresident alien</u>	0	1	1
<u>Hispanic/Latino</u>	0	0	0
<u>American Indian or Alaska Native</u>	0	0	0
<u>Asian</u>	0	2	2
<u>Black or African American</u>	0	1	1
<u>Native Hawaiian or Other Pacific Islander</u>	0	0	0
<u>White</u>	5	0	5
Two or more races	0	0	0
<u>Race and ethnicity unknown</u>	0	0	0
Total men	5	4	9

Women

Students enrolled for <u>credit</u>	Total <u>full-time</u>	Total <u>part-time</u>	Total graduate students
<u>Nonresident alien</u>	1	3	4
<u>Hispanic/Latino</u>	0	0	0
<u>American Indian or Alaska Native</u>	0	0	0
<u>Asian</u>	0	0	0
<u>Black or African American</u>	0	0	0
<u>Native Hawaiian or Other Pacific Islander</u>	0	0	0
<u>White</u>	2	3	5
Two or more races	0	0	0
<u>Race and ethnicity unknown</u>	0	0	0
Total women	3	6	9

Grand total (men+women)	8	10	18
Grand total (men+women) 2018-19	25	22	47

Institution: University of Missouri-Kansas City (178402)

User ID: 29C0011

Part A - Fall Enrollment by race/ethnicity and gender

Enrollment as of the institution's official fall reporting date or as of October 15, 2020

CIP CODE: 52.0000 -- Business, Management, Marketing and Related Support Services

Graduate students

- Report Hispanic/Latino individuals of any race as Hispanic/Latino
- Report race for non-Hispanic/Latino individuals only
- Report all postbaccalaureate degree and certificate students as graduate students, including any doctor's-professional practice students (formerly first-professional)

Men

Students enrolled for <u>credit</u>	Total <u>full-time</u>	Total <u>part-time</u>	Total graduate students
<u>Nonresident alien</u>	12	8	20
<u>Hispanic/Latino</u>	3	20	23
<u>American Indian or Alaska Native</u>	0	1	1
<u>Asian</u>	5	16	21
<u>Black or African American</u>	7	27	34
<u>Native Hawaiian or Other Pacific Islander</u>	0	0	0
<u>White</u>	69	208	277
Two or more races	1	14	15
<u>Race and ethnicity unknown</u>	3	7	10
Total men	100	301	401

Women

Students enrolled for <u>credit</u>	Total <u>full-time</u>	Total <u>part-time</u>	Total graduate students
<u>Nonresident alien</u>	13	3	16
<u>Hispanic/Latino</u>	5	15	20
<u>American Indian or Alaska Native</u>	0	2	2
<u>Asian</u>	9	18	27
<u>Black or African American</u>	17	24	41
<u>Native Hawaiian or Other Pacific Islander</u>	0	1	1
<u>White</u>	42	158	200
Two or more races	4	8	12
<u>Race and ethnicity unknown</u>	3	4	7
Total women	93	233	326

Grand total (men+women)	193	534	727
Grand total (men+women) 2018-19	111	315	426

Institution: University of Missouri-Kansas City (178402)

User ID: 29C0011

Part A - Fall Enrollment by race/ethnicity and gender

Enrollment as of the institution's official fall reporting date or as of October 15, 2020

CIP CODE: 22.0101 -- Law (LL.B., J.D.)

- Report Hispanic/Latino individuals of any race as Hispanic/Latino
- Report race for non-Hispanic/Latino individuals only

Men

Students enrolled for <u>credit</u>	Total <u>full-time</u>	Total <u>part-time</u>	Total
<u>Nonresident alien</u>	2	0	2
<u>Hispanic/Latino</u>	10	1	11
<u>American Indian or Alaska Native</u>	0	0	0
<u>Asian</u>	5	1	6
<u>Black or African American</u>	7	1	8
<u>Native Hawaiian or Other Pacific Islander</u>	0	0	0
<u>White</u>	134	12	146
Two or more races	5	1	6
<u>Race and ethnicity unknown</u>	5	2	7
Total men	168	18	186

Women

Students enrolled for <u>credit</u>	Total <u>full-time</u>	Total <u>part-time</u>	Total
<u>Nonresident alien</u>	4	0	4
<u>Hispanic/Latino</u>	22	1	23
<u>American Indian or Alaska Native</u>	1	0	1
<u>Asian</u>	2	0	2
<u>Black or African American</u>	7	1	8
<u>Native Hawaiian or Other Pacific Islander</u>	0	0	0
<u>White</u>	147	15	162
Two or more races	7	0	7
<u>Race and ethnicity unknown</u>	3	3	6
Total women	193	20	213

Grand total (men+women)	361	38	399
Grand total (men+women) 2018-19	344	58	402

Institution: University of Missouri-Kansas City (178402)

User ID: 29C0011

Part A - Fall Enrollment by race/ethnicity and gender

Enrollment as of the institution's official fall reporting date or as of October 15, 2020

CIP CODE: 51.0401 -- Dentistry (D.D.S., D.M.D.)

- Report Hispanic/Latino individuals of any race as Hispanic/Latino
- Report race for non-Hispanic/Latino individuals only

Men

Students enrolled for <u>credit</u>	Total <u>full-time</u>	Total <u>part-time</u>	Total
<u>Nonresident alien</u>	11	0	11
<u>Hispanic/Latino</u>	13	0	13
<u>American Indian or Alaska Native</u>	1	0	1
<u>Asian</u>	20	0	20
<u>Black or African American</u>	6	0	6
<u>Native Hawaiian or Other Pacific Islander</u>	1	0	1
<u>White</u>	149	0	149
Two or more races	7	0	7
<u>Race and ethnicity unknown</u>	6	0	6
Total men	214	0	214

Women

Students enrolled for <u>credit</u>	Total <u>full-time</u>	Total <u>part-time</u>	Total
<u>Nonresident alien</u>	2	0	2
<u>Hispanic/Latino</u>	8	0	8
<u>American Indian or Alaska Native</u>	2	0	2
<u>Asian</u>	33	0	33
<u>Black or African American</u>	7	0	7
<u>Native Hawaiian or Other Pacific Islander</u>	0	0	0
<u>White</u>	152	0	152
Two or more races	9	0	9
<u>Race and ethnicity unknown</u>	5	0	5
Total women	218	0	218

Grand total (men+women)	432	0	432
Grand total (men+women) 2018-19	432		432

Institution: University of Missouri-Kansas City (178402)

User ID: 29C0011

Part A - Fall Enrollment by race/ethnicity and gender

Enrollment as of the institution's official fall reporting date or as of October 15, 2020

CIP CODE: 51.1201 -- Medicine (M.D.)

- Report Hispanic/Latino individuals of any race as Hispanic/Latino
- Report race for non-Hispanic/Latino individuals only

Men

Students enrolled for <u>credit</u>	Total <u>full-time</u>	Total <u>part-time</u>	Total
<u>Nonresident alien</u>	0	1	1
<u>Hispanic/Latino</u>	8	0	8
<u>American Indian or Alaska Native</u>	0	0	0
<u>Asian</u>	73	0	73
<u>Black or African American</u>	8	1	9
<u>Native Hawaiian or Other Pacific Islander</u>	0	0	0
<u>White</u>	72	1	73
Two or more races	8	0	8
<u>Race and ethnicity unknown</u>	8	0	8
Total men	177	3	180

Women

Students enrolled for <u>credit</u>	Total <u>full-time</u>	Total <u>part-time</u>	Total
<u>Nonresident alien</u>	0	0	0
<u>Hispanic/Latino</u>	14	0	14
<u>American Indian or Alaska Native</u>	0	0	0
<u>Asian</u>	129	1	130
<u>Black or African American</u>	21	0	21
<u>Native Hawaiian or Other Pacific Islander</u>	0	0	0
<u>White</u>	103	3	106
Two or more races	10	0	10
<u>Race and ethnicity unknown</u>	11	0	11
Total women	288	4	292

Grand total (men+women)	465	7	472
Grand total (men+women) 2018-19	439	3	442


Institution: University of Missouri-Kansas City (178402)

User ID: 29C0011

Part A - Fall Enrollment by Distance Education Status

Enrollment as of the institution's official fall reporting date or as of **October 15, 2020**

	Undergraduate Students		Graduate Students
	Degree/certificate-seeking	Non-degree/non-certificate-seeking	
i Enrolled <i>exclusively</i> in <u>distance education courses</u>	2,550	155	1,847
Enrolled in <i>at least one</i> but not all distance education courses	4,330	68	1,556
<i>Not enrolled</i> in any distance education courses	197	3,727	1,717
Total (from prior part A screens)	7,077	3,950	5,120

 You may use the box below to provide additional context for the data you have reported above. Context notes will be posted on the College Navigator website. Therefore, you should write all context notes using proper grammar (e.g., complete sentences with punctuation) and common language that can be easily understood by students and parents (e.g., spell out acronyms).

Institution: University of Missouri-Kansas City (178402)

User ID: 29C0011

Part A - Fall Enrollment by Distance Education Status

Of those students *exclusively* enrolled in distance education courses, report the number that are:

		Undergraduate Students		Graduate Students
		Degree/certificate-seeking	Non-degree/non-certificate-seeking	
Located in	MO	1,697	96	970
Located in the U.S. but not in	MO	712	37	691
Located in the U.S. but state/jurisdiction unknown		0	0	0
Located outside the U.S.		141	22	186
Location unknown/unreported		0	0	0
Total students exclusively enrolled in distance education (from section above)		2,550	155	1,847

Institution: University of Missouri-Kansas City (178402)

User ID: 29C0011

Part A - Fall Enrollment Summary

Fall Enrollment Summary

Men

Students enrolled for credit	Total full-time students	Total part-time students	Grand total, all students
<u>Nonresident alien</u>	345	186	531
<u>Hispanic/Latino</u>	331	218	549
<u>American Indian or Alaska Native</u>	12	7	19
<u>Asian</u>	390	138	528
<u>Black or African American</u>	308	250	558
<u>Native Hawaiian or Other Pacific Islander</u>	5	1	6
<u>White</u>	2,128	1,938	4,066
Two or more races	160	130	290
<u>Race and ethnicity unknown</u>	98	75	173
Total men	3,777	2,943	6,720

Women

Students enrolled for credit	Total full-time students	Total part-time students	Grand total, all students
<u>Nonresident alien</u>	266	118	384
<u>Hispanic/Latino</u>	447	340	787
<u>American Indian or Alaska Native</u>	12	14	26
<u>Asian</u>	573	211	784
<u>Black or African American</u>	624	446	1,070
<u>Native Hawaiian or Other Pacific Islander</u>	4	7	11
<u>White</u>	2,845	2,836	5,681
Two or more races	234	212	446
<u>Race and ethnicity unknown</u>	157	81	238
Total women	5,162	4,265	9,427

Grand Total (men+women)	8,939	7,208	16,147
--------------------------------	--------------	--------------	---------------

Institution: University of Missouri-Kansas City (178402)

User ID: 29C0011

Part A - Fall Enrollment - Summary by race/ethnicity

Fall Enrollment Totals

CIP CODE: 13.0000 -- Education

Men

Students enrolled for credit	Total full-time students	Total part-time students	Grand total, all students
<u>Nonresident alien</u>	1	0	1
<u>Hispanic/Latino</u>	9	3	12
<u>American Indian or Alaska Native</u>	0	1	1
<u>Asian</u>	2	1	3
<u>Black or African American</u>	7	24	31
<u>Native Hawaiian or Other Pacific Islander</u>	0	0	0
<u>White</u>	57	42	99
Two or more races	4	0	4
<u>Race and ethnicity unknown</u>	1	3	4
Total men	81	74	155

Women

Students enrolled for credit	Total full-time students	Total part-time students	Grand total, all students
<u>Nonresident alien</u>	9	3	12
<u>Hispanic/Latino</u>	24	14	38
<u>American Indian or Alaska Native</u>	0	0	0
<u>Asian</u>	12	7	19
<u>Black or African American</u>	30	46	76
<u>Native Hawaiian or Other Pacific Islander</u>	0	0	0
<u>White</u>	189	149	338
Two or more races	11	6	17
<u>Race and ethnicity unknown</u>	7	10	17
Total women	282	235	517

Grand Total (men+women)	363	309	672
--------------------------------	------------	------------	------------

Institution: University of Missouri-Kansas City (178402)

User ID: 29C0011

Part A - Fall Enrollment - Summary by race/ethnicity

Fall Enrollment Totals

CIP CODE: 14.0000 -- Engineering

Men

Students enrolled for credit	Total full-time students	Total part-time students	Grand total, all students
<u>Nonresident alien</u>	91	5	96
<u>Hispanic/Latino</u>	35	8	43
<u>American Indian or Alaska Native</u>	0	2	2
<u>Asian</u>	39	14	53
<u>Black or African American</u>	26	14	40
<u>Native Hawaiian or Other Pacific Islander</u>	0	0	0
<u>White</u>	230	70	300
Two or more races	12	2	14
<u>Race and ethnicity unknown</u>	15	4	19
Total men	448	119	567

Women

Students enrolled for credit	Total full-time students	Total part-time students	Grand total, all students
<u>Nonresident alien</u>	26	5	31
<u>Hispanic/Latino</u>	7	3	10
<u>American Indian or Alaska Native</u>	0	0	0
<u>Asian</u>	3	4	7
<u>Black or African American</u>	12	1	13
<u>Native Hawaiian or Other Pacific Islander</u>	0	0	0
<u>White</u>	37	12	49
Two or more races	6	2	8
<u>Race and ethnicity unknown</u>	4	1	5
Total women	95	28	123

Grand Total (men+women)	543	147	690
--------------------------------	------------	------------	------------

Institution: University of Missouri-Kansas City (178402)

User ID: 29C0011

Part A - Fall Enrollment - Summary by race/ethnicity

Fall Enrollment Totals

CIP CODE: 26.0000 -- Biological and Biomedical Sciences

Men

Students enrolled for credit	Total full-time students	Total part-time students	Grand total, all students
<u>Nonresident alien</u>	2	6	8
<u>Hispanic/Latino</u>	24	4	28
<u>American Indian or Alaska Native</u>	0	0	0
<u>Asian</u>	29	9	38
<u>Black or African American</u>	16	3	19
<u>Native Hawaiian or Other Pacific Islander</u>	0	0	0
<u>White</u>	104	30	134
Two or more races	9	5	14
<u>Race and ethnicity unknown</u>	2	3	5
Total men	186	60	246

Women

Students enrolled for credit	Total full-time students	Total part-time students	Grand total, all students
<u>Nonresident alien</u>	3	1	4
<u>Hispanic/Latino</u>	38	5	43
<u>American Indian or Alaska Native</u>	0	0	0
<u>Asian</u>	57	13	70
<u>Black or African American</u>	54	12	66
<u>Native Hawaiian or Other Pacific Islander</u>	0	1	1
<u>White</u>	193	46	239
Two or more races	24	5	29
<u>Race and ethnicity unknown</u>	22	1	23
Total women	391	84	475

Grand Total (men+women)	577	144	721
--------------------------------	------------	------------	------------

Institution: University of Missouri-Kansas City (178402)

User ID: 29C0011

Part A - Fall Enrollment - Summary by race/ethnicity

Fall Enrollment Totals

CIP CODE: 27.0000 -- Mathematics and Statistics

Men

Students enrolled for credit	Total full-time students	Total part-time students	Grand total, all students
<u>Nonresident alien</u>	1	1	2
<u>Hispanic/Latino</u>	2	0	2
<u>American Indian or Alaska Native</u>	0	0	0
<u>Asian</u>	0	1	1
<u>Black or African American</u>	1	2	3
<u>Native Hawaiian or Other Pacific Islander</u>	0	0	0
<u>White</u>	20	16	36
Two or more races	3	1	4
<u>Race and ethnicity unknown</u>	0	1	1
Total men	27	22	49

Women

Students enrolled for credit	Total full-time students	Total part-time students	Grand total, all students
<u>Nonresident alien</u>	2	1	3
<u>Hispanic/Latino</u>	1	1	2
<u>American Indian or Alaska Native</u>	0	0	0
<u>Asian</u>	3	3	6
<u>Black or African American</u>	0	0	0
<u>Native Hawaiian or Other Pacific Islander</u>	0	0	0
<u>White</u>	9	6	15
Two or more races	0	1	1
<u>Race and ethnicity unknown</u>	0	0	0
Total women	15	12	27
Grand Total (men+women)	42	34	76

Institution: University of Missouri-Kansas City (178402)

User ID: 29C0011

Part A - Fall Enrollment - Summary by race/ethnicity

Fall Enrollment Totals

CIP CODE: 40.0000 -- Physical Sciences

Men

Students enrolled for credit	Total full-time students	Total part-time students	Grand total, all students
<u>Nonresident alien</u>	11	2	13
<u>Hispanic/Latino</u>	6	0	6
<u>American Indian or Alaska Native</u>	0	0	0
<u>Asian</u>	13	2	15
<u>Black or African American</u>	5	2	7
<u>Native Hawaiian or Other Pacific Islander</u>	0	0	0
<u>White</u>	38	8	46
Two or more races	2	2	4
<u>Race and ethnicity unknown</u>	2	0	2
Total men	77	16	93

Women

Students enrolled for credit	Total full-time students	Total part-time students	Grand total, all students
<u>Nonresident alien</u>	11	3	14
<u>Hispanic/Latino</u>	18	0	18
<u>American Indian or Alaska Native</u>	1	0	1
<u>Asian</u>	32	3	35
<u>Black or African American</u>	20	0	20
<u>Native Hawaiian or Other Pacific Islander</u>	0	0	0
<u>White</u>	69	16	85
Two or more races	8	0	8
<u>Race and ethnicity unknown</u>	3	1	4
Total women	162	23	185

Grand Total (men+women)	239	39	278
--------------------------------	------------	-----------	------------

Institution: University of Missouri-Kansas City (178402)

User ID: 29C0011

Part A - Fall Enrollment - Summary by race/ethnicity

Fall Enrollment Totals

CIP CODE: 52.0000 -- Business, Management, Marketing and Related Support Services

Men

Students enrolled for credit	Total full-time students	Total part-time students	Grand total, all students
<u>Nonresident alien</u>	54	13	67
<u>Hispanic/Latino</u>	72	28	100
<u>American Indian or Alaska Native</u>	1	1	2
<u>Asian</u>	51	24	75
<u>Black or African American</u>	57	39	96
<u>Native Hawaiian or Other Pacific Islander</u>	1	0	1
<u>White</u>	382	274	656
Two or more races	22	16	38
<u>Race and ethnicity unknown</u>	18	15	33
Total men	658	410	1,068

Women

Students enrolled for credit	Total full-time students	Total part-time students	Grand total, all students
<u>Nonresident alien</u>	68	5	73
<u>Hispanic/Latino</u>	62	27	89
<u>American Indian or Alaska Native</u>	2	2	4
<u>Asian</u>	46	26	72
<u>Black or African American</u>	71	38	109
<u>Native Hawaiian or Other Pacific Islander</u>	0	2	2
<u>White</u>	267	199	466
Two or more races	19	13	32
<u>Race and ethnicity unknown</u>	9	7	16
Total women	544	319	863

Grand Total (men+women)	1,202	729	1,931
--------------------------------	--------------	------------	--------------

Institution: University of Missouri-Kansas City (178402)

User ID: 29C0011

Part B - Fall Enrollment by Age and Gender for Full-time Undergraduate Students

Enrollment as of the institution's official fall reporting date or as of **October 15, 2020**

NOTE: These data are **optional** this year.

Age	Full-time Undergraduate Students	
	Men	Women
Under 18	<input type="text" value="33"/>	<input type="text" value="54"/>
18-19	<input type="text" value="652"/>	<input type="text" value="1,193"/>
20-21	<input type="text" value="854"/>	<input type="text" value="1,228"/>
22-24	<input type="text" value="558"/>	<input type="text" value="656"/>
25-29	<input type="text" value="291"/>	<input type="text" value="246"/>
30-34	<input type="text" value="80"/>	<input type="text" value="91"/>
35-39	<input type="text" value="35"/>	<input type="text" value="45"/>
40-49	<input type="text" value="11"/>	<input type="text" value="32"/>
50-64	<input type="text" value="4"/>	<input type="text" value="8"/>
65 and over	<input type="text"/>	<input type="text"/>
Age unknown/unreported	0	0
Total full-time undergraduate students (from part A)	2,518	3,553

Institution: University of Missouri-Kansas City (178402)

User ID: 29C0011

Part B - Fall Enrollment by Age and Gender for Part-time Undergraduate Students

Enrollment as of the institution's official fall reporting date or as of **October 15, 2020**

NOTE: These data are **optional** this year.

Age	Part-time Undergraduate Students	
	Men	Women
Under 18	1,315	2,012
18-19	195	233
20-21	114	127
22-24	169	172
25-29	125	146
30-34	62	72
35-39	35	40
40-49	27	48
50-64	18	41
65 and over	1	4
Age unknown/unreported	0	0
Total part-time undergraduate students (from part A)	2,061	2,895

Institution: University of Missouri-Kansas City (178402)

User ID: 29C0011

Part B - Fall Enrollment by Age and Gender for Full-time Graduate Students

Enrollment as of the institution's official fall reporting date or as of **October 15, 2020**

NOTE: These data are **optional** this year.

Age	Full-time Graduate Students	
	Men	Women
Under 18	<input type="text"/>	<input type="text"/>
18-19	<input type="text" value="4"/>	<input type="text" value="5"/>
20-21	<input type="text" value="94"/>	<input type="text" value="169"/>
22-24	<input type="text" value="536"/>	<input type="text" value="783"/>
25-29	<input type="text" value="408"/>	<input type="text" value="439"/>
30-34	<input type="text" value="117"/>	<input type="text" value="121"/>
35-39	<input type="text" value="60"/>	<input type="text" value="44"/>
40-49	<input type="text" value="32"/>	<input type="text" value="35"/>
50-64	<input type="text" value="6"/>	<input type="text" value="12"/>
65 and over	<input type="text" value="2"/>	<input type="text" value="1"/>
Age unknown/unreported	0	0
Total full-time graduate students (from part A)	1,259	1,609

Institution: University of Missouri-Kansas City (178402)

User ID: 29C0011

Part B - Fall Enrollment by Age and Gender for Part-time Graduate Students

Enrollment as of the institution's official fall reporting date or as of **October 15, 2020**

NOTE: These data are **optional** this year.

Age	Part-time Graduate Students	
	Men	Women
Under 18	<input type="text"/>	<input type="text"/>
18-19	<input type="text"/>	<input type="text"/>
20-21	<input type="text" value="0"/>	<input type="text" value="1"/>
22-24	<input type="text" value="84"/>	<input type="text" value="136"/>
25-29	<input type="text" value="270"/>	<input type="text" value="446"/>
30-34	<input type="text" value="229"/>	<input type="text" value="302"/>
35-39	<input type="text" value="125"/>	<input type="text" value="180"/>
40-49	<input type="text" value="114"/>	<input type="text" value="194"/>
50-64	<input type="text" value="55"/>	<input type="text" value="103"/>
65 and over	<input type="text" value="5"/>	<input type="text" value="8"/>
Age unknown/unreported	0	0
Total part-time graduate students (from part A)	882	1,370


Institution: University of Missouri-Kansas City (178402)

User ID: 29C0011

Part C - Screening Question

Did any of your first-time degree/certificate-seeking undergraduate students (reported in Part A) enroll within 12 months of graduating high school or receiving their GED?

- No, we do not have any first-time students who enrolled within 12 months of their high school graduation.
- Yes, we have first-time students who enrolled within 12 months of their high school graduation.

 You may use the box below to provide additional context for the data you have reported above. Context notes will be posted on the College Navigator website. Therefore, you should write all context notes using proper grammar (e.g., complete sentences with punctuation) and common language that can be easily understood by students and parents (e.g., spell out acronyms).

Institution: University of Missouri-Kansas City (178402)

User ID: 29C0011

Part C - Residence of First-time Undergraduates

Enrollment as of the institution's official fall reporting date or as of **October 15, 2020**

Enter **at least one** zero, where applicable, to verify that the screen has not been skipped.

State of <u>residence</u> when student was first admitted	FIPS Code	ⓘ Total <u>first-time</u> degree/certificate-seeking undergraduates (1)	Of students in column 1, those who enrolled within 12 months of high school graduation or receiving their GED (2)
Alabama	01	<input type="text" value="1"/>	<input type="text" value="0"/>
Alaska	02	<input type="text"/>	<input type="text"/>
Arizona	04	<input type="text" value="1"/>	<input type="text" value="0"/>
Arkansas	05	<input type="text" value="7"/>	<input type="text" value="6"/>
California	06	<input type="text" value="2"/>	<input type="text" value="2"/>
Colorado	08	<input type="text" value="1"/>	<input type="text" value="1"/>
Connecticut	09	<input type="text"/>	<input type="text"/>
Delaware	10	<input type="text"/>	<input type="text"/>
District of Columbia	11	<input type="text"/>	<input type="text"/>
Florida	12	<input type="text" value="2"/>	<input type="text" value="1"/>
Georgia	13	<input type="text"/>	<input type="text"/>
Hawaii	15	<input type="text" value="1"/>	<input type="text" value="1"/>
Idaho	16	<input type="text"/>	<input type="text"/>
Illinois	17	<input type="text" value="18"/>	<input type="text" value="18"/>
Indiana	18	<input type="text" value="2"/>	<input type="text" value="2"/>
Iowa	19	<input type="text"/>	<input type="text"/>
Kansas	20	<input type="text" value="205"/>	<input type="text" value="193"/>
Kentucky	21	<input type="text"/>	<input type="text"/>
Louisiana	22	<input type="text"/>	<input type="text"/>
Maine	23	<input type="text"/>	<input type="text"/>

Institution: University of Missouri-Kansas City (178402)

User ID: 29C0011

Part C - Residence of First-time Undergraduates

Enrollment as of the institution's official fall reporting date or as of **October 15, 2020**

Enter **at least one** zero, where applicable, to verify that the screen has not been skipped.

State of <u>residence</u> when student was first admitted	FIPS Code	Total <u>first-time</u> degree/certificate-seeking undergraduates (1)	Of students in column 1, those who enrolled within 12 months of high school graduation or receiving their GED (2)
Maryland	24	<input type="text" value="1"/>	<input type="text" value="1"/>
Massachusetts	25	<input type="text"/>	<input type="text"/>
Michigan	26	<input type="text" value="5"/>	<input type="text" value="4"/>
Minnesota	27	<input type="text" value="1"/>	<input type="text" value="1"/>
Mississippi	28	<input type="text"/>	<input type="text"/>
Missouri	29	<input type="text" value="749"/>	<input type="text" value="687"/>
Montana	30	<input type="text"/>	<input type="text"/>
Nebraska	31	<input type="text" value="10"/>	<input type="text" value="10"/>
Nevada	32	<input type="text" value="1"/>	<input type="text" value="1"/>
New Hampshire	33	<input type="text"/>	<input type="text"/>
New Jersey	34	<input type="text"/>	<input type="text"/>
New Mexico	35	<input type="text"/>	<input type="text"/>
New York	36	<input type="text" value="1"/>	<input type="text" value="0"/>
North Carolina	37	<input type="text" value="1"/>	<input type="text" value="1"/>
North Dakota	38	<input type="text"/>	<input type="text"/>
Ohio	39	<input type="text" value="3"/>	<input type="text" value="3"/>
Oklahoma	40	<input type="text" value="7"/>	<input type="text" value="7"/>
Oregon	41	<input type="text" value="1"/>	<input type="text" value="1"/>
Pennsylvania	42	<input type="text" value="1"/>	<input type="text" value="1"/>
Rhode Island	44	<input type="text"/>	<input type="text"/>

Institution: University of Missouri-Kansas City (178402)


User ID: 29C0011

Part C - Residence of First-time Undergraduates

Enrollment as of the institution's official fall reporting date or as of **October 15, 2020**

Enter **at least one** zero, where applicable, to verify that the screen has not been skipped.

State of <u>residence</u> when student was first admitted	FIPS Code	Total <u>first-time</u> degree/certificate-seeking undergraduates (1)	Of students in column 1, those who enrolled within 12 months of high school graduation or receiving their GED (2)
South Carolina	45	<input type="text" value="1"/>	<input type="text" value="1"/>
South Dakota	46	<input type="text"/>	<input type="text"/>
Tennessee	47	<input type="text" value="1"/>	<input type="text" value="1"/>
Texas	48	<input type="text" value="10"/>	<input type="text" value="9"/>
Utah	49	<input type="text"/>	<input type="text"/>
Vermont	50	<input type="text"/>	<input type="text"/>
Virginia	51	<input type="text" value="1"/>	<input type="text" value="0"/>
Washington	53	<input type="text" value="3"/>	<input type="text" value="3"/>
West Virginia	54	<input type="text"/>	<input type="text"/>
Wisconsin	55	<input type="text" value="3"/>	<input type="text" value="3"/>
Wyoming	56	<input type="text"/>	<input type="text"/>
<u>State Unknown</u>	57	<input type="text"/>	<input type="text"/>
American Samoa	60	<input type="text"/>	<input type="text"/>
Federated States of Micronesia	64	<input type="text"/>	<input type="text"/>
Guam	66	<input type="text"/>	<input type="text"/>
Marshall Islands	68	<input type="text"/>	<input type="text"/>
Northern Marianas	69	<input type="text"/>	<input type="text"/>
Palau	70	<input type="text"/>	<input type="text"/>
Puerto Rico	72	<input type="text"/>	<input type="text"/>
Virgin Islands	78	<input type="text"/>	<input type="text"/>
Foreign Countries	90	<input type="text" value="19"/>	<input type="text" value="8"/>
Residence unknown/unreported	98	<input type="text" value="0"/>	<input type="text"/>
Total first-time degree/certificate-seeking undergraduates (from Part A)		1,059	966

 You may use the box below to provide additional context for the data you have reported above. Context notes will be posted on the College Navigator website. Therefore, you should write all context notes using proper grammar (e.g., complete sentences with punctuation) and common language that can be easily understood by students and parents (e.g., spell out acronyms).

Institution: University of Missouri-Kansas City (178402)

User ID: 29C0011

Part D - Total Undergraduate Entering Class

Total Undergraduate Entering Class, Fall 2020

D1	Total full-time, first-time degree/certificate-seeking <u>undergraduates</u> from Part A (GR <u>cohort</u>)	1,027
D2	Total <u>first-time</u> degree/certificate-seeking undergraduates (full-time + part-time) from Part A	1,059
D3	Total <u>transfer-in (non-first-time entering)</u> degree/certificate-seeking undergraduates (full-time + part-time) from Part A	1,013
D4	Total <u>non-degree/non-certificate-seeking</u> undergraduates (full-time + part-time) from Part A	3,950
D5	Of the total non-degree/non-certificate-seeking undergraduates displayed on line D4, the number that are new to the institution in Fall 2020	<input checked="" type="checkbox"/> <input type="text" value="0"/>
D6	Total <u>entering students</u> at the undergraduate level Note: This is calculated as first-time students (line D2) + students transferring to the institution (line D3) + non-degree/non-certificate-seeking undergraduates entering in Fall 2020 (line D5).	2,072
D7	Percentage of undergraduate entering class represented by your GR <u>cohort</u> (line D1/line D6)	50

Institution: University of Missouri-Kansas City (178402)

User ID: 29C0011

Part E - First-time Bachelor's Cohort Retention Rates (Full-time)

Retention Rates - Full-time, First-time Bachelor's Cohort from Fall 2019

Academic reporters determine the cohort and retention as of the institution's official fall reporting date or as of October 15. Program reporters determine the cohort with enrollment any time between August 1 and October 31, 2019 and retention based on August 1, 2020.

The retention rate is calculated by the system after clicking "Save" on the screen. Exclusions are subtracted from and inclusions are added to the original cohort and the resulting adjusted cohort is used for calculating the retention rate.

Retention Data Reporting Reminders:

- Include only **full-time, first-time bachelor's** students in this cohort.
- Determine the full-time cohort using Fall 2019 status (e.g., if a student was full-time in Fall 2019, report them in the full-time cohort regardless of their Fall 2020 status).
- If there are no students to report in the cohort, enter zero. Do not leave the field blank.
- Report in the exclusions box (line E2a) the number of students from the cohort who left the institution for any of the following reasons: died or were totally and permanently disabled; to serve in the armed forces (including those called to active duty); to serve with a foreign aid service of the Federal Government (e.g., Peace Corps); or to serve on official church missions.
- Report in the inclusion box (line E2b) first-time bachelor's-seeking study abroad students who were excluded from the first-time cohort (line E1) but who have re-enrolled at the institution their second year.

FULL-TIME, FIRST-TIME BACHELOR'S COHORT RETENTION:				Prior year data (Fall 2018 cohort)	
E1	Full-time, first-time Fall 2019 bachelor's cohort	<input type="text" value="1,173"/>		1,175	
E2a	Exclusions from the Fall 2019 cohort	<input type="text" value="0"/>		0	
E2b	Inclusion to the Fall 2019 cohort	<input type="text" value="0"/>		0	
E3	Adjusted Fall 2019 cohort (line E1- E2a + E2b)	1,173		1,175	
E4	Students from Fall 2019 cohort still enrolled as of Fall 2020	<input type="text" value="877"/>		894	
E5	Full-time, first-time Fall 2019 bachelor's cohort retention rate (line E4 / line E3)	75	%	76	%

 The notes below provide context for the data you've reported above and **may** be posted on the College Navigator website.

Choose one option that best explains your data or choose "Non-applicable" if you do not wish to provide context notes. If none of the options provided explain your institution's data, then choose "Other" and write your own context notes. Therefore, you should write all context notes using proper grammar (e.g., complete sentences with punctuation) and common language that can be easily understood by students and parents (e.g., spell out acronyms).

Institution: University of Missouri-Kansas City (178402)

User ID: 29C0011

Part E - First-time Bachelor's Cohort Retention Rates (Part-time)

Retention Rates - Part-time, First-time Bachelor's Cohort from Fall 2019

Academic reporters determine the cohort and retention as of the institution's official fall reporting date or as of October 15. Program reporters determine the cohort with enrollment any time between August 1 and October 31, 2019 and retention based on August 1, 2020.

The retention rate is calculated by the system after clicking "Save" on the screen. Exclusions are subtracted from the original cohort and the resulting adjusted cohort is used for calculating the retention rate.

Retention Data Reporting Reminders:

- Include only **part-time, first-time bachelor's-seeking** students in this cohort.
- Determine part-time using Fall 2019 attendance status (e.g., if a student was part-time in Fall 2019, report them in the part-time cohort regardless of their Fall 2020 status).
- If there are no students to report in the cohort, enter zero. Do not leave the field blank.
- Report in the exclusions box (line E7a) the number of students from the cohort who left the institution for any of the following reasons: died or were totally and permanently disabled; to serve in the armed forces (including those called to active duty); to serve with a foreign aid service of the Federal Government (e.g., Peace Corps); or to serve on official church missions.
- Report in the inclusion box (line E7b) first-time bachelor's-seeking study abroad students who were excluded from the first-time cohort (line E6) but who have re-enrolled at the institution their second year.

PART-TIME, FIRST-TIME BACHELOR'S COHORT RETENTION:				Prior year data (Fall 2018 cohort)	
E6	Part-time, first-time Fall 2019 bachelor's cohort	<input type="text" value="23"/>		22	
E7a	<u>Exclusions</u> from the Fall 2019 cohort	<input type="text" value="0"/>		0	
E7b	Inclusions to the Fall 2019 cohort	<input type="text" value="0"/>		0	
E8	Adjusted Fall 2019 cohort (line E6 - E7a + E7b)	23		22	
E9	Students from Fall 2019 cohort still enrolled as of Fall 2020	<input type="text" value="4"/>		8	
E10	Part-time, first-time Fall 2019 bachelor's cohort retention rate (line E9 / line E8)	<input checked="" type="checkbox"/> 17	%	36	%

The notes below provide context for the data you've reported above and **may** be posted on the College Navigator website.

Choose one option that best explains your data or choose "Non-applicable" if you do not wish to provide context notes. If none of the options provided explain your institution's data, then choose "Other" and write your own context notes. Therefore, you should write all context notes using proper grammar (e.g., complete sentences with punctuation) and common language that can be easily understood by students and parents (e.g., spell out acronyms).

Institution: University of Missouri-Kansas City (178402)

User ID: 29C0011

Part F - Student-to-Faculty Ratio

Student-to-Faculty Ratio

Please provide your institution's student-to-faculty ratio (i.e., student-to-instructional staff) for undergraduate programs for Fall 2020. The student-to-faculty ratio and any accompanying context that is provided will be displayed on College Navigator.

Note: Logic in this item is similar to item I-2 from the Common Data Set data collection.


Click [here](#) to use a worksheet to help you determine the student-to-faculty ratio

Student-to-faculty ratio

to 1

Student-to-faculty ratio prior year

to 1

 You may use the box below to provide additional context for the data you have reported above. Context notes will be posted on the College Navigator website. Therefore, you should write all context notes using proper grammar (e.g., complete sentences with punctuation) and common language that can be easily understood by students and parents (e.g., spell out acronyms).

Institution: University of Missouri-Kansas City (178402)

User ID: 29C0011

Prepared by

Reporting Reminders:

- The name of the preparer is being collected so that we can follow up with the appropriate person in the event that there are questions concerning the data.
- The Keyholder will be copied on all email correspondence to other preparers.
- The time it took to prepare this component is being collected so that we can continue to improve our estimate of the reporting burden associated with IPEDS.
- Please include in your estimate the time it took for you to review instructions, query and search data sources, complete and review the component, and submit the data through the Data Collection System.
- Thank you for your assistance.

This survey component was prepared by:

<input checked="" type="radio"/>	Keyholder	<input type="radio"/>	SFA Contact	<input type="radio"/>	HR Contact
<input type="radio"/>	Finance Contact	<input type="radio"/>	Academic Library Contact	<input type="radio"/>	Other
Name:	<input type="text" value="Randy Sade"/>				
Email:	<input type="text" value="SadeR@umsystem.edu"/>				

How many staff from your institution only were involved in the data collection and reporting process of this survey component?

Number of Staff (including yourself)

How many hours did you and others from your institution only spend on each of the steps below when responding to this survey component?
Exclude the hours spent collecting data for state and other reporting purposes.

Staff member	Collecting Data Needed	Revising Data to Match IPEDS Requirements	Entering Data	Revising and Locking Data
Your office	<input type="text" value="21.00"/> hours	<input type="text" value="0.00"/> hours	<input type="text" value="2.00"/> hours	<input type="text" value="1.50"/> hours
Other offices	<input type="text" value="63.00"/> hours	<input type="text" value="0.00"/> hours	<input type="text" value="4.00"/> hours	<input type="text" value="1.00"/> hours

Summary

Fall Enrollment Survey Summary

IPEDS collects important information regarding your institution. All data reported in IPEDS survey components become available in the IPEDS Data Center and appear as aggregated data in various Department of Education reports. Additionally, some of the reported data appears specifically for your institution through the College Navigator website and is included in your institution's Data Feedback Report (DFR). The purpose of this summary is to provide you an opportunity to view some of the data that, when accepted through the IPEDS quality control process, will appear on the College Navigator website and/or your DFR. College Navigator is updated approximately three months after the data collection period closes and Data Feedback Reports will be available through the [Data Center](#) and sent to your institution's CEO in November 2020.

Please review your data for accuracy. If you have questions about the data displayed below after reviewing the data reported on the survey screens, please contact the IPEDS Help Desk at: 1-877-225-2568 or ipedshelp@rti.org.

Four-Year Institutions with Graduate Students

Student Enrollment	
Total enrollment	16,147
Undergraduate enrollment	11,027
Undergraduate transfer-in enrollment	1,013
Graduate enrollment	5,120
Student-to-faculty ratio	16 to 1

Student Characteristics (All Students)	
Percent of all students who are female	58%
Percent of all students by race/ethnicity:	
American Indian or Alaska Native	0%
Asian	8%
Black or African American	10%
Hispanic/Latino	8%
Native Hawaiian or Pacific Islander	0%
White	60%
Two or More Races	5%
Race and ethnicity unknown	3%
Nonresident alien	6%

Undergraduate Student Characteristics	
Percent of undergraduates who are female	58%
Percent of undergraduates who are full-time	55%
Percent of undergraduates by race/ethnicity:	
American Indian or Alaska Native	0%
Asian	7%
Black or African American	11%
Hispanic/Latino	10%
Native Hawaiian or Pacific Islander	0%
White	60%
Two or More Races	5%
Race and ethnicity unknown	2%
Nonresident alien	3%

Undergraduate Retention and Graduation Rate Cohort	
First-time, full-time bachelor's seeking student retention rate	75%
First-time, part-time bachelor's seeking student retention rate	17%
Graduation rate cohort as percent of total entering students	50%

Graduate Student Characteristics	
Percent of graduate students who are female	58%
Percent of graduate students who are full-time	56%

Institution: University of Missouri-Kansas City (178402)

User ID: 29C0011

Edit Report

Fall Enrollment

Source	Description	Severity	Resolved	Options
Screen: Part D - Total Undergraduate Entering Class				
Perform Edits	The number of non-degree/non-certificate-seeking undergraduate students who are new to the institution this fall is expected to be greater than zero. Please confirm that the value reported is correct. (Error #6152)	Confirmation	Yes	
Screen: Part E - First-time Bachelor's Cohort Retention Rates (Part-time)				
Screen Entry	The calculated cohort retention rate is outside the expected range when compared with the prior year value. Please correct your data or explain. (Error #6308)	Explanation	Yes	
Reason	The larger than expected decrease is due to both the numerator and denominator being a small amount, any modest change in both will greatly change the percentage.			