

Fall Enrollment 2019-20

Institution: University of Missouri-Kansas City (178402)

User ID: 29C0011

Overview**Fall Enrollment Overview**

The Fall Enrollment component collects student enrollment counts by level of student, enrollment status, gender and race/ethnicity. In addition, first-time student retention rates and the student-to-faculty ratio are collected. Enrollment by age is required in odd-numbered years, and enrollment by residence of first-time undergraduates is required in even-numbered years.

Institutions operating on a traditional academic year calendar (semester, trimester, quarter, or 4-1-4) report Fall enrollment as of the institution's official fall reporting date or October 15. Institutions operating on a calendar that differs by program or that enrolls students on a continuous basis (referred to as program reporters) report Fall enrollment as students enrolled any time during the period August 1 and October 31.

Changes to reporting for 2019-20

- The term 'contact hour' has been replaced with the term 'clock hour'
- The term 'formal award' has been replaced with the term 'recognized postsecondary credential'
- There is a new instruction to exclude students participating in Experimental Pell (See <https://experimentalsites.ed.gov/exp/approved.html>)

Data reporting reminders

- Part B, Enrollment of students by age, is **required** this year.
- Part C, Residence of first-time degree/certificate-seeking undergraduates, is **optional** this year.
- For reporting students studying in consortium agreements, please refer to the Resource page at <https://nces.ed.gov/ipeds/report-your-data/data-tip-sheet-reporting-data-consortium-institutions>.

Resources:

To download the survey materials for this component: [Survey Materials](#)

To access your prior year data submission for this component: [Reported Data](#)

If you have questions about completing this survey, please contact the **IPEDS Help Desk at 1-877-225-2568**.

Institution: University of Missouri-Kansas City (178402)

User ID: 29C0011

Part Selection

Completion of Part C (Residence of First-Time Degree/Certificate-Seeking Undergraduates) is optional this year.

Do you wish to complete Part C this year?

If you select 'Yes', you will be expected to complete the Part C screens.

If you select 'No', you will skip Part C.

<input type="radio"/>	No, I will not complete Part C
<input checked="" type="radio"/>	Yes, I will complete Part C

Institution: University of Missouri-Kansas City (178402)

User ID: 29C0011

Part A - Fall Enrollment for Full-Time Undergraduate StudentsEnrollment as of the institution's official fall reporting date or as of October 15, 2019**Full-time Undergraduate Students****Reporting Reminders:**

- Report Hispanic/Latino individuals of any race as Hispanic/Latino
- Report race for non-Hispanic/Latino individuals only
- Even though Teacher Preparation certificate programs may require a bachelor's degree for admission, they are considered subbaccalaureate undergraduate programs, and students in these programs are undergraduate students.

Men

Enrolled for <u>credit</u>	<u>Degree/certificate-seeking</u>			Total degree/certificate-seeking	Non-degree/ non-certificate-seeking	Total, <u>Full-time undergraduate students</u>
	<u>First-time</u>	<u>Transfer-in</u>	<u>Continuing/Returning</u>			
<u>Nonresident alien</u>	38	19	168	225	19	244
<u>Hispanic/Latino</u>	58	34	169	261	3	264
<u>American Indian or Alaska Native</u>	1	1	5	7	0	7
<u>Asian</u>	56	29	177	262	4	266
<u>Black or African American</u>	39	40	169	248	5	253
<u>Native Hawaiian or Other Pacific Islander</u>	0	2	2	4	0	4
<u>White</u>	219	220	1,062	1,501	24	1,525
Two or more races	28	18	88	134	4	138
<u>Race and ethnicity unknown</u>	12	8	53	73	2	75
Total men	451	371	1,893	2,715	61	2,776
Total men prior year	444	422	1,920	2,786	71	2,857

Women

Enrolled for <u>credit</u>	<u>Degree/certificate-seeking</u>			Total degree/certificate-seeking	Non-degree/ non-certificate-seeking	Total, <u>Full-time undergraduate students</u>
	<u>First-time</u>	<u>Transfer-in</u>	<u>Continuing/Returning</u>			
<u>Nonresident alien</u>	20	17	104	141	25	166
<u>Hispanic/Latino</u>	87	41	250	378	4	382
	1	1	2	4	0	4

<u>American Indian or Alaska Native</u>						
<u>Asian</u>	90	26	225	341	2	343
<u>Black or African American</u>	88	64	327	479	5	484
<u>Native Hawaiian or Other Pacific Islander</u>	0	1	4	5	0	5
<u>White</u>	364	275	1,377	2,016	19	2,035
Two or more races	43	20	113	176	1	177
<u>Race and ethnicity unknown</u>	29	14	67	110	5	115
Total women	722	459	2,469	3,650	61	3,711
Total women prior year	731	514	2,479	3,724	25	3,749
Grand total (men+women)	1,173	830	4,362	6,365	122	6,487
Grand total (men+women) prior year	1,175	936	4,399	6,510	96	6,606

Institution: University of Missouri-Kansas City (178402)

User ID: 29C0011

Part A - Fall Enrollment for Part-time Undergraduate StudentsEnrollment as of the institution's official fall reporting date or as of October 15, 2019**Part-time Undergraduate Students****Reporting Reminders:**

- Report Hispanic/Latino individuals of any race as Hispanic/Latino
- Report race for non-Hispanic/Latino individuals only
- Even though Teacher Preparation certificate programs may require a bachelor's degree for admission, they are considered subbaccalaureate undergraduate programs, and students in these programs are undergraduate students.

Men

Enrolled for <u>credit</u>	<u>Degree/certificate-seeking</u>			Total degree/certificate- seeking	Non-degree/ non- certificate- seeking	Total, <u>part-time</u> <u>undergraduate</u> students
	<u>First-time</u>	<u>Transfer-in</u>	<u>Continuing/ Returning</u>			
<u>Nonresident alien</u>	2	1	7	10	14	24
<u>Hispanic/Latino</u>	1	10	33	44	81	125
<u>American Indian or Alaska Native</u>	0	0	2	2	0	2
<u>Asian</u>	0	5	26	31	55	86
<u>Black or African American</u>	2	10	41	53	115	168
<u>Native Hawaiian or Other Pacific Islander</u>	0	0	0	0	2	2
<u>White</u>	5	56	225	286	1,083	1,369
Two or more races	1	3	13	17	82	99
<u>Race and ethnicity unknown</u>	0	4	19	23	70	93
Total men	11	89	366	466	1,502	1,968
Total men prior year	13	94	405	512	1,478	1,990

Women

Enrolled for <u>credit</u>	<u>Degree/certificate-seeking</u>			Total degree/certificate- seeking	Non-degree/ non- certificate- seeking	Total, <u>part-time</u> <u>undergraduate</u> students
	<u>First-time</u>	<u>Transfer-in</u>	<u>Continuing/ Returning</u>			
<u>Nonresident alien</u>	1	0	4	5	22	27
<u>Hispanic/Latino</u>	2	10	46	58	177	235
	0	2	1	3	6	9

<u>American Indian or Alaska Native</u>						
<u>Asian</u>	0	4	33	37	74	111
<u>Black or African American</u>	1	15	75	91	240	331
<u>Native Hawaiian or Other Pacific Islander</u>	0	0	0	0	3	3
<u>White</u>	6	56	285	347	1,497	1,844
<u>Two or more races</u>	1	4	19	24	144	168
<u>Race and ethnicity unknown</u>	1	7	21	29	89	118
Total women	12	98	484	594	2,252	2,846
Total women prior year	9	136	514	659	2,064	2,723
Grand total (men+women)	23	187	850	1,060	3,754	4,814
Grand total (men+women) prior year	22	230	919	1,171	3,542	4,713

Institution: University of Missouri-Kansas City (178402)

User ID: 29C0011

Part A - Fall Enrollment for Graduate StudentsEnrollment as of the institution's official fall reporting date or as of October 15, 2019**Graduate Students****Race/Ethnicity Reporting Reminder:**

- Report Hispanic/Latino individuals of any race as Hispanic/Latino
- Report race for non-Hispanic/Latino individuals only

Graduate Student Reporting Reminder:

- Report all postbaccalaureate degree and certificate students as graduate students, including any doctor's-professional practice students (formerly first-professional)
- Even though Teacher Preparation certificate programs may require a bachelor's degree for admission, they are considered subbaccalaureate undergraduate programs, and students in these programs are undergraduate students.

Men

Enrolled for <u>credit</u>	Total <u>full-time</u>	Total <u>part-time</u>	Total graduate students
<u>Nonresident alien</u>	185	204	389
<u>Hispanic/Latino</u>	64	47	111
<u>American Indian or Alaska Native</u>	3	4	7
<u>Asian</u>	141	39	180
<u>Black or African American</u>	67	61	128
<u>Native Hawaiian or Other Pacific Islander</u>	1	1	2
<u>White</u>	724	444	1,168
Two or more races	33	18	51
<u>Race and ethnicity unknown</u>	66	46	112
Total men	1,284	864	2,148
Total men prior year	1,342	829	2,171

Women

Enrolled for <u>credit</u>	Total <u>full-time</u>	Total <u>part-time</u>	Total graduate students
<u>Nonresident alien</u>	160	99	259
<u>Hispanic/Latino</u>	69	60	129
<u>American Indian or Alaska Native</u>	5	2	7
<u>Asian</u>	232	54	286

<u>Black or African American</u>	93	130	223
<u>Native Hawaiian or Other Pacific Islander</u>	0	2	2
<u>White</u>	954	911	1,865
Two or more races	43	24	67
<u>Race and ethnicity unknown</u>	44	57	101
Total women	1,600	1,339	2,939
Total women prior year	1,578	1,307	2,885
Grand total (men+women)	2,884	2,203	5,087
Grand total (men+women) prior year	2,920	2,136	5,056

Institution: University of Missouri-Kansas City (178402)

User ID: 29C0011

Part A - Fall Enrollment by Distance Education Status

Enrollment as of the institution's official fall reporting date or as of October 15, 2019

	Undergraduate Students		<u>Graduate Students</u>
	<u>Degree/certificate-seeking</u>	Non-degree/non-certificate-seeking	
Enrolled <i>exclusively</i> in <u>distance education courses</u>	259	24	855
Enrolled in <i>at least one</i> but not all distance education courses	3,303	15	587
Not enrolled in any distance education courses	3,863	3,837	3,645
Total (from prior part A screens)	7,425	3,876	5,087

You may use the space below to **provide context** for the data you've reported above. These context notes may be posted on the College Navigator website, and should be written to be understood by students and parents.

Institution: University of Missouri-Kansas City (178402)

User ID: 29C0011

Part A - Fall Enrollment by Distance Education Status

		<u>Undergraduate Students</u>		<u>Graduate Students</u>
		<u>Degree/certificate-seeking</u>	Non-degree/non-certificate-seeking	
Of those students <i>exclusively</i> enrolled in <u>distance education courses</u>, report the number that are:				
Located in	MO	174	18	456
Located in the U.S. but not in	MO	84	6	392
Located in the U.S. but state/jurisdiction unknown		0	0	0
Located outside the U.S.		1	0	7
Location unknown/unreported		0	0	0
Total students exclusively enrolled in distance education (from section above)		259	24	855

Institution: University of Missouri-Kansas City (178402)

User ID: 29C0011

Part A - Fall Enrollment Summary

Fall Enrollment Summary			
Men			
Students enrolled for credit	Total full-time students	Total part-time students	Grand total, all students
<u>Nonresident alien</u>	429	228	657
<u>Hispanic/Latino</u>	328	172	500
<u>American Indian or Alaska Native</u>	10	6	16
<u>Asian</u>	407	125	532
<u>Black or African American</u>	320	229	549
<u>Native Hawaiian or Other Pacific Islander</u>	5	3	8
<u>White</u>	2,249	1,813	4,062
Two or more races	171	117	288
<u>Race and ethnicity unknown</u>	141	139	280
Total men	4,060	2,832	6,892
Women			
Students enrolled for credit	Total full-time students	Total part-time students	Grand total, all students
<u>Nonresident alien</u>	326	126	452
<u>Hispanic/Latino</u>	451	295	746
<u>American Indian or Alaska Native</u>	9	11	20
<u>Asian</u>	575	165	740
<u>Black or African American</u>	577	461	1,038
<u>Native Hawaiian or Other Pacific Islander</u>	5	5	10
<u>White</u>	2,989	2,755	5,744
Two or more races	220	192	412
<u>Race and ethnicity unknown</u>	159	175	334
Total women	5,311	4,185	9,496
Grand Total (men+women)	9,371	7,017	16,388

Institution: University of Missouri-Kansas City (178402)

User ID: 29C0011

Part B - Fall Enrollment by Age and Gender for Full-time Undergraduate StudentsEnrollment as of the institution's official fall reporting date or as of October 15, 2019

Age	Full-time Undergraduate Students	
	Men	Women
Under 18	30	34
18-19	725	1,313
20-21	932	1,253
22-24	642	682
25-29	296	245
30-34	89	92
35-39	41	49
40-49	16	35
50-64	5	8
65 and over		
Age unknown/unreported	0	0
Total full-time undergraduate students (from part A)	2,776	3,711

Institution: University of Missouri-Kansas City (178402)

User ID: 29C0011

Part B - Fall Enrollment by Age and Gender for Part-time Undergraduate StudentsEnrollment as of the institution's official fall reporting date or as of October 15, 2019

Age	Part-time Undergraduate Students	
	Men	Women
Under 18	1,246	2,027
18-19	206	182
20-21	93	121
22-24	136	175
25-29	135	129
30-34	64	75
35-39	27	47
40-49	36	51
50-64	24	37
65 and over	1	2
Age unknown/unreported	0	0
Total part-time undergraduate students (from part A)	1,968	2,846

Institution: University of Missouri-Kansas City (178402)

User ID: 29C0011

Part B - Fall Enrollment by Age and Gender for Full-time Graduate StudentsEnrollment as of the institution's official fall reporting date or as of October 15, 2019

Age	Full-time Graduate Students	
	Men	Women
Under 18	<input type="text"/>	<input type="text"/>
18-19	<input type="text" value="3"/>	<input type="text" value="7"/>
20-21	<input type="text" value="93"/>	<input type="text" value="158"/>
22-24	<input type="text" value="570"/>	<input type="text" value="768"/>
25-29	<input type="text" value="386"/>	<input type="text" value="428"/>
30-34	<input type="text" value="125"/>	<input type="text" value="118"/>
35-39	<input type="text" value="58"/>	<input type="text" value="56"/>
40-49	<input type="text" value="38"/>	<input type="text" value="49"/>
50-64	<input type="text" value="9"/>	<input type="text" value="15"/>
65 and over	<input type="text" value="2"/>	<input type="text" value="1"/>
Age unknown/unreported	0	0
Total full-time graduate students (from part A)	1,284	1,600

Institution: University of Missouri-Kansas City (178402)

User ID: 29C0011

Part B - Fall Enrollment by Age and Gender for Part-time Graduate StudentsEnrollment as of the institution's official fall reporting date or as of October 15, 2019

Age	Part-time Graduate Students	
	Men	Women
Under 18	<input type="text"/>	<input type="text"/>
18-19	<input type="text"/>	<input type="text"/>
20-21	<input type="text" value="1"/>	<input type="text" value="3"/>
22-24	<input type="text" value="106"/>	<input type="text" value="146"/>
25-29	<input type="text" value="268"/>	<input type="text" value="428"/>
30-34	<input type="text" value="226"/>	<input type="text" value="271"/>
35-39	<input type="text" value="106"/>	<input type="text" value="189"/>
40-49	<input type="text" value="101"/>	<input type="text" value="200"/>
50-64	<input type="text" value="48"/>	<input type="text" value="96"/>
65 and over	<input type="text" value="8"/>	<input type="text" value="6"/>
Age unknown/unreported	0	0
Total part-time graduate students (from part A)	864	1,339

Institution: University of Missouri-Kansas City (178402)

User ID: 29C0011

Part C - Screening Question

Did any of your first-time degree/certificate-seeking undergraduate students (reported in Part A) enroll within 12 months of graduating high school or receiving their GED?

<input type="radio"/>	No, we do not have any first-time students who enrolled within 12 months of their high school graduation.
<input checked="" type="radio"/>	Yes, we have first-time students who enrolled within 12 months of their high school graduation.

You may use the space below to **provide context** for the data you've reported above.

Institution: University of Missouri-Kansas City (178402)

User ID: 29C0011

Part C - Residence of First-time Undergraduates

NOTE: These data are optional this year.

Enrollment as of the institution's official fall reporting date or as of October 15, 2019

Enter **at least one** zero, where applicable, to verify that the screen has not been skipped.

State of <u>residence</u> when student was first admitted	FIPS Code	 Total first-time degree/certificate-seeking undergraduates (1)	Of students in column 1, those who enrolled within 12 months of high school graduation or receiving their GED (2)
Alabama	01	<input type="text"/>	<input type="text"/>
Alaska	02	<input type="text"/>	<input type="text"/>
Arizona	04	<input type="text"/>	<input type="text"/>
Arkansas	05	<input type="text" value="2"/>	<input type="text" value="1"/>
California	06	<input type="text" value="6"/>	<input type="text" value="5"/>
Colorado	08	<input type="text" value="3"/>	<input type="text" value="3"/>
Connecticut	09	<input type="text"/>	<input type="text"/>
Delaware	10	<input type="text"/>	<input type="text"/>
District of Columbia	11	<input type="text"/>	<input type="text"/>
Florida	12	<input type="text" value="2"/>	<input type="text" value="2"/>
Georgia	13	<input type="text"/>	<input type="text"/>
Hawaii	15	<input type="text"/>	<input type="text"/>
Idaho	16	<input type="text" value="1"/>	<input type="text" value="1"/>
Illinois	17	<input type="text" value="27"/>	<input type="text" value="27"/>
Indiana	18	<input type="text" value="2"/>	<input type="text" value="2"/>
Iowa	19	<input type="text" value="7"/>	<input type="text" value="7"/>
Kansas	20	<input type="text" value="232"/>	<input type="text" value="222"/>
Kentucky	21	<input type="text"/>	<input type="text"/>
Louisiana	22	<input type="text" value="2"/>	<input type="text" value="2"/>
Maine	23	<input type="text"/>	<input type="text"/>

Institution: University of Missouri-Kansas City (178402)

User ID: 29C0011

Part C - Residence of First-time Undergraduates**NOTE: These data are optional this year.****Enrollment as of the institution's official fall reporting date or as of October 15, 2019**Enter **at least one** zero, where applicable, to verify that the screen has not been skipped.

State of <u>residence</u> when student was first admitted	FIPS Code	Total <u>first-time</u> degree/certificate-seeking undergraduates (1)	Of students in column 1, those who enrolled within 12 months of high school graduation or receiving their GED (2)
Maryland	24	<input type="text"/>	<input type="text"/>
Massachusetts	25	<input type="text" value="1"/>	<input type="text" value="1"/>
Michigan	26	<input type="text" value="2"/>	<input type="text" value="2"/>
Minnesota	27	<input type="text" value="6"/>	<input type="text" value="6"/>
Mississippi	28	<input type="text"/>	<input type="text"/>
Missouri	29	<input type="text" value="805"/>	<input type="text" value="767"/>
Montana	30	<input type="text"/>	<input type="text"/>
Nebraska	31	<input type="text" value="13"/>	<input type="text" value="13"/>
Nevada	32	<input type="text"/>	<input type="text"/>
New Hampshire	33	<input type="text"/>	<input type="text"/>
New Jersey	34	<input type="text" value="1"/>	<input type="text" value="1"/>
New Mexico	35	<input type="text"/>	<input type="text"/>
New York	36	<input type="text"/>	<input type="text"/>
North Carolina	37	<input type="text" value="1"/>	<input type="text" value="0"/>
North Dakota	38	<input type="text"/>	<input type="text"/>
Ohio	39	<input type="text" value="1"/>	<input type="text" value="1"/>
Oklahoma	40	<input type="text" value="6"/>	<input type="text" value="6"/>
Oregon	41	<input type="text"/>	<input type="text"/>
Pennsylvania	42	<input type="text" value="2"/>	<input type="text" value="2"/>
Rhode Island	44	<input type="text"/>	<input type="text"/>

Institution: University of Missouri-Kansas City (178402)

User ID: 29C0011

Part C - Residence of First-time Undergraduates**NOTE: These data are optional this year.****Enrollment as of the institution's official fall reporting date or as of October 15, 2019**Enter **at least one** zero, where applicable, to verify that the screen has not been skipped.

State of <u>residence</u> when student was first admitted	FIPS Code	Total <u>first-time</u> degree/certificate-seeking undergraduates (1)	Of students in column 1, those who enrolled within 12 months of high school graduation or receiving their GED (2)
South Carolina	45	<input type="text" value="1"/>	<input type="text" value="1"/>
South Dakota	46	<input type="text"/>	<input type="text"/>
Tennessee	47	<input type="text" value="2"/>	<input type="text" value="2"/>
Texas	48	<input type="text" value="9"/>	<input type="text" value="9"/>
Utah	49	<input type="text" value="1"/>	<input type="text" value="0"/>
Vermont	50	<input type="text"/>	<input type="text"/>
Virginia	51	<input type="text"/>	<input type="text"/>
Washington	53	<input type="text" value="2"/>	<input type="text" value="1"/>
West Virginia	54	<input type="text"/>	<input type="text"/>
Wisconsin	55	<input type="text"/>	<input type="text"/>
Wyoming	56	<input type="text"/>	<input type="text"/>
<u>State Unknown</u>	57	<input type="text"/>	<input type="text"/>
American Samoa	60	<input type="text"/>	<input type="text"/>
Federated States of Micronesia	64	<input type="text"/>	<input type="text"/>
Guam	66	<input type="text"/>	<input type="text"/>
Marshall Islands	68	<input type="text"/>	<input type="text"/>
Northern Marianas	69	<input type="text"/>	<input type="text"/>
Palau	70	<input type="text"/>	<input type="text"/>
Puerto Rico	72	<input type="text"/>	<input type="text"/>
Virgin Islands	78	<input type="text"/>	<input type="text"/>
Foreign Countries	90	<input type="text" value="58"/>	<input type="text" value="24"/>
Residence unknown/unreported	98	<input type="text" value="1"/>	<input type="text"/>
Total first-time degree/certificate-seeking undergraduates (from Part A)		1,196	1,108

You may use the space below to provide context for the data you've reported above.

An empty table with a white background and a thin black border. The table has a vertical scrollbar on the right side and a horizontal scrollbar at the bottom, both with grey tracks and white arrows. The table is currently empty of any data.

Institution: University of Missouri-Kansas City (178402)

User ID: 29C0011

Part D - Total Undergraduate Entering Class

Total Undergraduate Entering Class, Fall 2019		
D1	Total full-time, first-time degree/certificate-seeking <u>undergraduates</u> from Part A (GR <u>cohort</u>)	1,173
D2	Total <u>first-time</u> degree/certificate-seeking undergraduates (full-time + part-time) from Part A	1,196
D3	Total <u>transfer-in</u> degree/certificate-seeking undergraduates (full-time + part-time) from Part A	1,017
D4	Total <u>non-degree/non-certificate-seeking</u> undergraduates (full-time + part-time) from Part A	3,876
D5	Of the total non-degree/non-certificate-seeking undergraduates displayed on line D4, the number that are new to the institution in Fall 2019	<input type="text" value="1"/>
D6	Total <u>entering students</u> at the undergraduate level Note: This is calculated as first-time students (line D2) + students transferring to the institution (line D3) + non-degree/non-certificate-seeking undergraduates entering in Fall 2019 (line D5).	2,214
D7	Percentage of undergraduate entering class represented by your GR <u>cohort</u> (line D1/line D6)	53

Institution: University of Missouri-Kansas City (178402)

User ID: 29C0011

Part E - First-time Bachelor's Cohort Retention Rates (Full-time)

Retention Rates

Full-time, First-time Bachelor's Cohort from Fall 2018

Academic reporters determine the cohort and retention as of the institution's official fall reporting date or as of October 15. Program reporters determine the cohort with enrollment any time between August 1 and October 31, 2018 and retention based on August 1, 2019.

The retention rate is calculated by the system after clicking "Save" on the screen. Exclusions are subtracted from and inclusions are added to the original cohort and the resulting adjusted cohort is used for calculating the retention rate.


Retention Data Reporting Reminders:

- Include only **full-time, first-time bachelor's** students in this cohort.
- Determine the full-time cohort using Fall 2018 status (e.g., if a student was full-time in Fall 2018, report them in the full-time cohort regardless of their Fall 2019 status).
- If there are no students to report in the cohort, enter zero. Do not leave the field blank.
- Report in the exclusions box (line E2a) the number of students from the cohort who left the institution for any of the following reasons: died or were totally and permanently disabled; to serve in the armed forces (including those called to active duty); to serve with a foreign aid service of the Federal Government (e.g., Peace Corps); or to serve on official church missions.
- Report in the inclusion box (line E2b) first-time bachelor's-seeking study abroad students who were excluded from the first-time cohort (line E1) but who have re-enrolled at the institution their second year.

Prior year data (Fall 2017 cohort)

FULL-TIME, FIRST-TIME BACHELOR'S COHORT RETENTION:

E1	Full-time, first-time Fall 2018 bachelor's cohort	<input type="text" value="1,175"/>		1,218	
E2a	<u>Exclusions</u> from the Fall 2018 cohort	<input type="text" value="0"/>		0	
E2b	Inclusion to the Fall 2018 cohort	<input type="text" value="0"/>		0	
E3	Adjusted Fall 2018 cohort (line E1- E2a + E2b)	1,175		1,218	
E4	Students from Fall 2018 cohort still enrolled as of Fall 2019	<input type="text" value="894"/>		891	
E5	Full-time, first-time Fall 2018 bachelor's cohort retention rate (line E4 / line E3)	76 %		73 %	

 You may use the space below to **provide context** for the data you've reported above. These context notes will be posted on the College Navigator website, and should be written to be understood by students and parents.

An empty rectangular box with a thin border, containing a vertical scrollbar on the right side and a horizontal scrollbar at the bottom, indicating it is a scrollable area.

Institution: University of Missouri-Kansas City (178402)

User ID: 29C0011

Part E - First-time Bachelor's Cohort Retention Rates (Part-time)

Retention Rates

Part-time, First-time Bachelor's Cohort from Fall 2018

Academic reporters determine the cohort and retention as of the institution's official fall reporting date or as of October 15. Program reporters determine the cohort with enrollment any time between August 1 and October 31, 2018 and retention based on August 1, 2019.

The retention rate is calculated by the system after clicking "Save" on the screen. Exclusions are subtracted from the original cohort and the resulting adjusted cohort is used for calculating the retention rate.

Retention Data Reporting Reminders:


- Include only **part-time, first-time bachelor's-seeking** students in this cohort.
- Determine part-time using Fall 2018 attendance status (e.g., if a student was part-time in Fall 2018, report them in the part-time cohort regardless of their Fall 2019 status).
- If there are no students to report in the cohort, enter zero. Do not leave the field blank.

- Report in the exclusions box (line E7a) the number of students from the cohort who left the institution for any of the following reasons: died or were totally and permanently disabled; to serve in the armed forces (including those called to active duty); to serve with a foreign aid service of the Federal Government (e.g., Peace Corps); or to serve on official church missions.
- Report in the inclusion box (line E7b) first-time bachelor's-seeking study abroad students who were excluded from the first-time cohort (line E6) but who have re-enrolled at the institution their second year.

Prior year data (Fall 2017 cohort)

PART-TIME, FIRST-TIME BACHELOR'S COHORT RETENTION:

E6	Part-time, first-time Fall 2018 bachelor's cohort	<input type="text" value="22"/>		26	
E7a	<u>Exclusions</u> from the Fall 2018 cohort	<input type="text" value="0"/>		0	
E7b	Inclusions to the Fall 2018 cohort	<input type="text" value="0"/>		0	
E8	Adjusted Fall 2018 cohort (line E6 - E7a + E7b)	22		26	
E9	Students from Fall 2018 cohort still enrolled as of Fall 2019	<input type="text" value="8"/>		9	
E10	Part-time, first-time Fall 2018 bachelor's cohort retention rate (line E9 / line E8)	36	%	35	%

 You may use the space below to **provide context** for the data you've reported above. These context notes will be posted on the College Navigator website, and should be written to be understood by students and parents.

An empty rectangular box with a thin border, containing a vertical scrollbar on the right side and a horizontal scrollbar at the bottom, indicating it is a scrollable area.

Institution: University of Missouri-Kansas City (178402)

User ID: 29C0011


Part F - Student-to-Faculty Ratio

Please provide your institution's student-to-faculty ratio (i.e., student-to-instructional staff) for undergraduate programs for Fall 2019. The student-to-faculty ratio and any accompanying context that is provided will be displayed on College Navigator.

Note: Logic in this item is similar to item I-2 from the Common Data Set data collection.

Click [here](#) to use a worksheet to help you determine the student-to-faculty ratio

Student-to-faculty ratio	16	to 1
Student-to-faculty ratio prior year	15	to 1

 You may use the space below to **provide context** for the data you've reported above. These context notes will be posted on the College Navigator website, and should be written to be understood by students and parents.

Institution: University of Missouri-Kansas City (178402)

User ID: 29C0011

Prepared by

The name of the preparer is being collected so that we can follow up with the appropriate person in the event that there are questions concerning the data. The Keyholder will be copied on all email correspondence to other preparers.

The time it took to prepare this component is being collected so that we can continue to improve our estimate of the reporting burden associated with IPEDS. Please include in your estimate the time it took for you to review instructions, query and search data sources, complete and review the component, and submit the data through the Data Collection System.

Thank you for your assistance.

This survey component was prepared by:

<input checked="" type="radio"/>	Keyholder	<input type="radio"/>	SFA Contact	<input type="radio"/>	HR Contact
<input type="radio"/>	Finance Contact	<input type="radio"/>	Academic Library Contact	<input type="radio"/>	Other
Name:	<input type="text" value="Randy Sade"/>				
Email:	<input type="text" value="SadeR@umsystem.edu"/>				

How many staff from your institution only were involved in the data collection and reporting process of this survey component?

<input type="text" value="4.00"/>	Number of Staff (including yourself)
-----------------------------------	--------------------------------------

How many hours did you and others from your institution only spend on each of the steps below when responding to this survey component?

Exclude the hours spent collecting data for state and other reporting purposes.

Staff member	Collecting Data Needed		Revising Data to Match IPEDS Requirements		Entering Data		Revising and Locking Data	
Your office	<input type="text" value="21.00"/>	hours	<input type="text" value="0.00"/>	hours	<input type="text" value="2.00"/>	hours	<input type="text" value="1.00"/>	hours
Other offices	<input type="text" value="63.00"/>	hours	<input type="text" value="0.00"/>	hours	<input type="text" value="4.00"/>	hours	<input type="text" value="0.00"/>	hours

Institution: University of Missouri-Kansas City (178402)

User ID: 29C0011

Summary

Fall Enrollment Survey Summary Four-Year Institutions with Graduate Students

IPEDS collects important information regarding your institution. All data reported in IPEDS survey components become available in the IPEDS Data Center and appear as aggregated data in various Department of Education reports. Additionally, some of the reported data appears specifically for your institution through the College Navigator website and is included in your institution's Data Feedback Report (DFR). The purpose of this summary is to provide you an opportunity to view some of the data that, when accepted through the IPEDS quality control process, will appear on the College Navigator website and/or your DFR. College Navigator is updated approximately three months after the data collection period closes and Data Feedback Reports will be available through the [Data Center](#) and sent to your institution's CEO in November 2019.

Please review your data for accuracy. If you have questions about the data displayed below after reviewing the data reported on the survey screens, please contact the IPEDS Help Desk at: 1-877-225-2568 or ipedshelp@rti.org.

Student Enrollment	
Total enrollment	16,388
Undergraduate enrollment	11,301
Undergraduate transfer-in enrollment	1,017
Graduate enrollment	5,087
Student-to-faculty ratio	16 to 1

Student Characteristics (All Students)	
Percent of all students who are female	58%
Percent of all students by race/ethnicity:	
American Indian or Alaska Native	0%
Asian	8%
Black or African American	10%
Hispanic/Latino	8%
Native Hawaiian or Pacific Islander	0%
White	60%
Two or More Races	4%
Race and ethnicity unknown	4%
Nonresident alien	7%

Undergraduate Student Characteristics	
Percent of undergraduates who are female	58%
Percent of undergraduates who are full-time	57%

Percent of undergraduates by race/ethnicity:	
American Indian or Alaska Native	0%
Asian	7%
Black or African American	11%
Hispanic/Latino	9%
Native Hawaiian or Pacific Islander	0%
White	60%
Two or More Races	5%
Race and ethnicity unknown	4%
Nonresident alien	4%
Percent of undergraduate students by age:	
24 and under	87%
25 and over	13%
Age unknown	0%

Undergraduate Retention and Graduation Rate Cohort	
First-time, full-time bachelor's seeking student retention rate	76%
First-time, part-time bachelor's seeking student retention rate	36%
Graduation rate cohort as percent of total entering students	
	53%

Graduate Student Characteristics	
Percent of graduate students who are female	58%
Percent of graduate students who are full-time	57%

Institution: University of Missouri-Kansas City (178402)
Edit Report

User ID: 29C0011

Fall Enrollment

University of Missouri-Kansas City (178402)

There are no errors for the selected survey and institution.