

IPEDS 2020-21 Data Collection System

IPEDS HELP DESK (877) 225-2568 | ipedshelp@rti.org

OMB NO. 1850-0582 v.27 : Approval Expires 8/31/2022

User ID: 29C0011

Fall Enrollment 2020-21

Institution: University of Missouri-Columbia (178396)

User ID: 29C0011

Overview

Fall Enrollment Overview

The Fall Enrollment component collects student enrollment counts by level of student, enrollment status, gender and race/ethnicity. In addition, first-time student retention rates and the student-to-faculty ratio are collected. Enrollment by age is required in odd-numbered years, and enrollment by residence of first-time undergraduates is required in even-numbered years.

Institutions operating on a traditional academic year calendar (semester, trimester, quarter, or 4-1-4) report Fall enrollment as of the institution's official fall reporting date or October 15. Institutions operating on a calendar that differs by program or that enrolls students on a continuous basis (referred to as program reporters) report Fall enrollment as students enrolled any time during the period August 1 and October 31.

Data reporting reminders:

- Report data to accurately reflect the time period corresponding with the IPEDS survey component, even if such reporting is seemingly inconsistent with prior-year reporting. For example, if a summer term began later than usual due to Coronavirus Pandemic postponements, continue to report using the timeframes as defined in the IPEDS instructions. NCES expects that some data reported during the 2020-21 data collection year will vary from established prior trends due to the impacts of Coronavirus Pandemic. If an error edit is triggered even when submitting accurate data, please indicate in the corresponding context box or verbally to the Help Desk that the seemingly inconsistent data are accurate and reflect the effects of Coronavirus Pandemic.
- Part B, Enrollment of students by age, is **optional** this year.
- Part C, Residence of first-time degree/certificate-seeking undergraduates, is **required** this year.
- For reporting students studying in consortium agreements, please refer to the Resource page at <https://nces.ed.gov/ipeds/report-your-data/data-tip-sheet-reporting-data-consortium-institutions>.

Changes to reporting for 2020-21:

There are no changes to this survey component.

Resources:

- To download the survey materials for this component: [Survey Materials](#)
- To access your prior year data submission for this component: [Reported Data](#)

If you have questions about completing this survey, please contact the **IPEDS Help Desk at 1-877-225-2568**.

Institution: University of Missouri-Columbia (178396)

User ID: 29C0011

Part Selection

Completion of Part B (Enrollment of Students by Age) is optional this year.

Do you wish to complete Part B this year?

If you select 'Yes', you will be expected to complete the Part B screens.

If you select 'No', you will skip Part B.

- No, I will not complete Part B
- Yes, I will complete Part B

Institution: University of Missouri-Columbia (178396)

User ID: 29C0011

Fall Enrollment - CIP CODE Selection


Indicate which of the following fields of study are offered by your institution. In addition to reporting total undergraduate and graduate fall enrollments every year, in even-numbered years you are to report the subset of enrollments that fall within each of the CIP codes listed below.

Fields for which enrollment was reported for Fall 2018 have already been checked; please make sure all listed fields that are offered by your institution are checked.

Note: CIP codes listed below may not reflect all fields of study offered by your institution, therefore the subset of enrollments by CIP codes selected may not sum to your institution's total fall enrollment.

UNDERGRADUATE AND GRADUATE FIELDS	
<input checked="" type="checkbox"/>	13.0000 -- Education
<input checked="" type="checkbox"/>	14.0000 -- Engineering
<input checked="" type="checkbox"/>	26.0000 -- Biological and Biomedical Sciences
<input checked="" type="checkbox"/>	27.0000 -- Mathematics
<input checked="" type="checkbox"/>	40.0000 -- Physical Sciences
<input checked="" type="checkbox"/>	52.0000 -- Business, Management, Marketing, and Related Support Services
GRADUATE-ONLY FIELDS	
<input checked="" type="checkbox"/>	22.0101 -- Law (LL.B., J.D.)
<input type="checkbox"/>	51.0401 -- Dentistry (D.D.S., D.M.D.)
<input checked="" type="checkbox"/>	 51.1201 -- Medicine (M.D.)
<input type="checkbox"/>	None of the above

Yes, I confirm that I reviewed the fields of study are offered by my institution above.

 You may use the box below to provide additional context for the data you have reported above. Context notes will be posted on the College Navigator website. Therefore, you should write all context notes using proper grammar (e.g., complete sentences with punctuation) and common language that can be easily understood by students and parents (e.g., spell out acronyms).

Institution: University of Missouri-Columbia (178396)

User ID: 29C0011

Part A - Fall Enrollment for Full-Time Undergraduate Students

Enrollment as of the institution's official fall reporting date or as of **October 15, 2020**

Full-time Undergraduate Students

Reporting Reminders:

- Report Hispanic/Latino individuals of any race as Hispanic/Latino
- Report race for non-Hispanic/Latino individuals only
- Even though Teacher Preparation certificate programs may require a bachelor's degree for admission, they are considered subbaccalaureate undergraduate programs, and students in these programs are undergraduate students.

Men

Enrolled for <u>credit</u>	<u>Degree/certificate-seeking</u>				Non-degree/ non-certificate- seeking	Total, <u>Full-time</u> <u>undergraduate</u> students
	<u>First-time</u>	<u>Transfer-in</u> (non-first-time entering)	<u>Continuing/ Returning</u>	Total degree/certificate- seeking		
<u>Nonresident alien</u>	12	7	116	135	0	135
<u>Hispanic/Latino</u>	117	33	328	478	0	478
<u>American Indian or Alaska Native</u>	5	3	11	19	0	19
<u>Asian</u>	68	15	204	287	0	287
<u>Black or African American</u>	118	39	433	590	0	590
<u>Native Hawaiian or Other Pacific Islander</u>	2	1	7	10	0	10
<u>White</u>	1,953	436	5,444	7,833	7	7,840
Two or more races	97	27	291	415	2	417
<u>Race and ethnicity unknown</u>	17	3	72	92	0	92
Total men	2,389	564	6,906	9,859	9	9,868
Total men prior year	2,447	519	6,704	9,670	19	9,689

Women

Enrolled for <u>credit</u>	<u>Degree/certificate-seeking</u>				Non-degree/ non-certificate- seeking	Total, <u>Full-time</u> <u>undergraduate</u> students
	<u>First-time</u>	<u>Transfer-in</u> (non-first-time entering)	<u>Continuing/ Returning</u>	Total degree/certificate- seeking		
<u>Nonresident alien</u>	14	14	111	139	0	139
<u>Hispanic/Latino</u>	172	29	408	609	0	609
<u>American Indian or Alaska Native</u>	3	2	17	22	0	22
<u>Asian</u>	71	16	196	283	0	283
<u>Black or African American</u>	180	50	674	904	0	904
<u>Native Hawaiian or Other Pacific Islander</u>	6	0	3	9	0	9
<u>White</u>	2,260	425	6,209	8,894	10	8,904
Two or more races	140	26	366	532	0	532
<u>Race and ethnicity unknown</u>	20	2	52	74	0	74
Total women	2,866	564	8,036	11,466	10	11,476
Total women prior year	2,926	464	7,577	10,967	20	10,987

Grand total (men+women)	5,255	1,128	14,942	21,325	19	21,344
Grand total (men+women) prior year	5,373	983	14,281	20,637	39	20,676

Institution: University of Missouri-Columbia (178396)

User ID: 29C0011

Part A - Fall Enrollment by race/ethnicity and gender

Enrollment as of the institution's official fall reporting date or as of **October 15, 2020**

CIP CODE: 13.0000 -- Education

Full-time undergraduate students

- Report Hispanic/Latino individuals of any race as Hispanic/Latino
- Report race for non-Hispanic/Latino individuals only

Men

Students enrolled for <u>credit</u>	<u>Degree/certificate-seeking</u>				Non-degree/ non-certificate-seeking	Total, <u>full-time</u> <u>undergraduate</u> students
	<u>First-time</u>	<u>Transfer-in</u> (non-first-time entering)	<u>Continuing/ Returning</u>	Total		
<u>Nonresident alien</u>	0	0	0	0	0	0
<u>Hispanic/Latino</u>	2	1	7	10	0	10
<u>American Indian or Alaska Native</u>	1	0	1	2	0	2
<u>Asian</u>	1	1	3	5	0	5
<u>Black or African American</u>	0	1	8	9	0	9
<u>Native Hawaiian or Other Pacific Islander</u>	0	0	0	0	0	0
<u>White</u>	20	13	122	155	0	155
Two or more races	2	0	4	6	0	6
<u>Race and ethnicity unknown</u>	0	0	1	1	0	1
Total men	26	16	146	188	0	188

Women

Students enrolled for <u>credit</u>	<u>Degree/certificate-seeking</u>				Non-degree/ non-certificate-seeking	Total, <u>full-time</u> <u>undergraduate</u> students
	<u>First-time</u>	<u>Transfer-in</u> (non-first-time entering)	<u>Continuing/ Returning</u>	Total		
<u>Nonresident alien</u>	0	0	0	0	0	0
<u>Hispanic/Latino</u>	5	2	24	31	0	31
<u>American Indian or Alaska Native</u>	1	0	0	1	0	1
<u>Asian</u>	3	0	5	8	0	8
<u>Black or African American</u>	5	3	25	33	0	33
<u>Native Hawaiian or Other Pacific Islander</u>	0	0	1	1	0	1
<u>White</u>	143	37	479	659	0	659
Two or more races	8	1	16	25	0	25
<u>Race and ethnicity unknown</u>	1	0	4	5	0	5
Total women	166	43	554	763	0	763

Grand total (men+women)	192	59	700	951	0	951
Grand total (men+women) 2018-19	153	29	712	894		894

Institution: University of Missouri-Columbia (178396)

User ID: 29C0011

Part A - Fall Enrollment by race/ethnicity and gender

Enrollment as of the institution's official fall reporting date or as of **October 15, 2020**

CIP CODE: 14.0000 -- Engineering

Full-time undergraduate students

- Report Hispanic/Latino individuals of any race as Hispanic/Latino
- Report race for non-Hispanic/Latino individuals only

Men

Students enrolled for <u>credit</u>	<u>Degree/certificate-seeking</u>				Non-degree/ non-certificate-seeking	Total, <u>full-time</u> <u>undergraduate</u> students
	<u>First-time</u>	<u>Transfer-in</u> (non-first-time entering)	<u>Continuing/ Returning</u>	Total		
<u>Nonresident alien</u>	1	2	27	30	0	30
<u>Hispanic/Latino</u>	27	2	29	58	0	58
<u>American Indian or Alaska Native</u>	0	0	0	0	0	0
<u>Asian</u>	13	4	27	44	0	44
<u>Black or African American</u>	27	5	38	70	0	70
<u>Native Hawaiian or Other Pacific Islander</u>	0	0	0	0	0	0
<u>White</u>	331	59	831	1,221	0	1,221
Two or more races	22	3	36	61	0	61
<u>Race and ethnicity unknown</u>	2	1	11	14	0	14
Total men	423	76	999	1,498	0	1,498

Women

Students enrolled for <u>credit</u>	<u>Degree/certificate-seeking</u>				Non-degree/ non-certificate-seeking	Total, <u>full-time</u> <u>undergraduate</u> students
	<u>First-time</u>	<u>Transfer-in</u> (non-first-time entering)	<u>Continuing/ Returning</u>	Total		
<u>Nonresident alien</u>	5	4	6	15	0	15
<u>Hispanic/Latino</u>	7	1	12	20	0	20
<u>American Indian or Alaska Native</u>	1	0	0	1	0	1
<u>Asian</u>	6	1	14	21	0	21
<u>Black or African American</u>	9	1	34	44	0	44
<u>Native Hawaiian or Other Pacific Islander</u>	0	0	0	0	0	0
<u>White</u>	85	7	225	317	0	317
Two or more races	4	1	12	17	0	17
<u>Race and ethnicity unknown</u>	1	0	1	2	0	2
Total women	118	15	304	437	0	437

Grand total (men+women)	541	91	1,303	1,935	0	1,935
Grand total (men+women) 2018-19	515	88	1,501	2,104		2,104

Institution: University of Missouri-Columbia (178396)

User ID: 29C0011

Part A - Fall Enrollment by race/ethnicity and gender

Enrollment as of the institution's official fall reporting date or as of October 15, 2020

CIP CODE: 26.0000 -- Biological and Biomedical Sciences

Full-time undergraduate students

- Report Hispanic/Latino individuals of any race as Hispanic/Latino
- Report race for non-Hispanic/Latino individuals only

Men

Students enrolled for <u>credit</u>	<u>Degree/certificate-seeking</u>				Non-degree/ non-certificate-seeking	Total, <u>full-time</u> <u>undergraduate</u> students
	<u>First-time</u>	<u>Transfer-in</u> (non-first-time entering)	<u>Continuing/ Returning</u>	Total		
<u>Nonresident alien</u>	1	0	3	4	0	4
<u>Hispanic/Latino</u>	2	0	27	29	0	29
<u>American Indian or Alaska Native</u>	0	0	0	0	0	0
<u>Asian</u>	12	0	36	48	0	48
<u>Black or African American</u>	9	2	26	37	0	37
<u>Native Hawaiian or Other Pacific Islander</u>	0	0	0	0	0	0
<u>White</u>	116	18	274	408	0	408
Two or more races	9	0	13	22	0	22
<u>Race and ethnicity unknown</u>	0	0	9	9	0	9
Total men	149	20	388	557	0	557

Women

Students enrolled for <u>credit</u>	<u>Degree/certificate-seeking</u>				Non-degree/ non-certificate-seeking	Total, <u>full-time</u> <u>undergraduate</u> students
	<u>First-time</u>	<u>Transfer-in</u> (non-first-time entering)	<u>Continuing/ Returning</u>	Total		
<u>Nonresident alien</u>	2	0	4	6	0	6
<u>Hispanic/Latino</u>	15	3	37	55	0	55
<u>American Indian or Alaska Native</u>	0	0	2	2	0	2
<u>Asian</u>	11	2	29	42	0	42
<u>Black or African American</u>	20	3	52	75	0	75
<u>Native Hawaiian or Other Pacific Islander</u>	1	0	0	1	0	1
<u>White</u>	221	25	392	638	0	638
Two or more races	13	0	26	39	0	39
<u>Race and ethnicity unknown</u>	2	1	5	8	0	8
Total women	285	34	547	866	0	866

Grand total (men+women)	434	54	935	1,423	0	1,423
Grand total (men+women) 2018-19	392	68	847	1,307		1,307

Institution: University of Missouri-Columbia (178396)

User ID: 29C0011

Part A - Fall Enrollment by race/ethnicity and gender

Enrollment as of the institution's official fall reporting date or as of **October 15, 2020**

CIP CODE: 27.0000 -- Mathematics and Statistics

Full-time undergraduate students

- Report Hispanic/Latino individuals of any race as Hispanic/Latino
- Report race for non-Hispanic/Latino individuals only

Men

Students enrolled for <u>credit</u>	<u>Degree/certificate-seeking</u>				Non-degree/ non-certificate-seeking	Total, <u>full-time</u> <u>undergraduate</u> students
	<u>First-time</u>	<u>Transfer-in</u> (non-first-time entering)	<u>Continuing/ Returning</u>	Total		
<u>Nonresident alien</u>	0	1	6	7	0	7
<u>Hispanic/Latino</u>	1	0	2	3	0	3
<u>American Indian or Alaska Native</u>	0	0	2	2	0	2
<u>Asian</u>	0	0	5	5	0	5
<u>Black or African American</u>	1	0	3	4	0	4
<u>Native Hawaiian or Other Pacific Islander</u>	0	0	0	0	0	0
<u>White</u>	23	3	59	85	0	85
Two or more races	0	0	2	2	0	2
<u>Race/ethnicity unknown</u>	0	0	2	2	0	2
Total men	25	4	81	110	0	110

Women

Students enrolled for <u>credit</u>	<u>Degree/certificate-seeking</u>				Non-degree/ non-certificate-seeking	Total, <u>full-time</u> <u>undergraduate</u> students
	<u>First-time</u>	<u>Transfer-in</u> (non-first-time entering)	<u>Continuing/ Returning</u>	Total		
<u>Nonresident alien</u>	0	0	3	3	0	3
<u>Hispanic/Latino</u>	0	1	1	2	0	2
<u>American Indian or Alaska Native</u>	0	0	0	0	0	0
<u>Asian</u>	0	0	3	3	0	3
<u>Black or African American</u>	2	1	4	7	0	7
<u>Native Hawaiian or Other Pacific Islander</u>	0	0	0	0	0	0
<u>White</u>	9	0	34	43	0	43
Two or more races	0	0	2	2	0	2
<u>Race/ethnicity unknown</u>	0	0	0	0	0	0
Total women	11	2	47	60	0	60

Grand total (men+women)	36	6	128	170	0	170
Grand total (men+women) 2018-19	20	4	131	155		155

Institution: University of Missouri-Columbia (178396)

User ID: 29C0011

Part A - Fall Enrollment by race/ethnicity and gender

Enrollment as of the institution's official fall reporting date or as of October 15, 2020

CIP CODE: 40.0000 -- Physical Sciences

Full-time undergraduate students

- Report Hispanic/Latino individuals of any race as Hispanic/Latino
- Report race for non-Hispanic/Latino individuals only

Men

Students enrolled for <u>credit</u>	<u>Degree/certificate-seeking</u>				Non-degree/ non-certificate-seeking	Total, <u>full-time</u> <u>undergraduate</u> students
	<u>First-time</u>	<u>Transfer-in</u> (non-first-time entering)	<u>Continuing/ Returning</u>	Total		
<u>Nonresident alien</u>	0	0	3	3	0	3
<u>Hispanic/Latino</u>	0	1	7	8	0	8
<u>American Indian or Alaska Native</u>	0	0	0	0	0	0
<u>Asian</u>	2	0	5	7	0	7
<u>Black or African American</u>	1	1	4	6	0	6
<u>Native Hawaiian or Other Pacific Islander</u>	0	0	0	0	0	0
<u>White</u>	58	16	138	212	0	212
Two or more races	1	0	4	5	0	5
<u>Race/ethnicity unknown</u>	1	1	1	3	0	3
Total men	63	19	162	244	0	244

Women

Students enrolled for <u>credit</u>	<u>Degree/certificate-seeking</u>				Non-degree/ non-certificate-seeking	Total, <u>full-time</u> <u>undergraduate</u> students
	<u>First-time</u>	<u>Transfer-in</u> (non-first-time entering)	<u>Continuing/ Returning</u>	Total		
<u>Nonresident alien</u>	0	0	0	0	0	0
<u>Hispanic/Latino</u>	3	1	7	11	0	11
<u>American Indian or Alaska Native</u>	0	0	1	1	0	1
<u>Asian</u>	3	0	5	8	0	8
<u>Black or African American</u>	0	0	10	10	0	10
<u>Native Hawaiian or Other Pacific Islander</u>	0	0	0	0	0	0
<u>White</u>	43	14	80	137	0	137
Two or more races	3	1	3	7	0	7
<u>Race/ethnicity unknown</u>	0	0	3	3	0	3
Total women	52	16	109	177	0	177

Grand total (men+women)	115	35	271	421	0	421
Grand total (men+women) 2018-19	106	24	254	384		384

Institution: University of Missouri-Columbia (178396)

User ID: 29C0011

Part A - Fall Enrollment by race/ethnicity and gender

Enrollment as of the institution's official fall reporting date or as of October 15, 2020

CIP CODE: 52.0000 -- Business, Management, Marketing and Related Support Services

Full-time undergraduate students

- Report Hispanic/Latino individuals of any race as Hispanic/Latino
- Report race for non-Hispanic/Latino individuals only

Men

Students enrolled for <u>credit</u>	<u>Degree/certificate-seeking</u>				Non-degree/ non-certificate-seeking	Total, <u>full-time</u> <u>undergraduate</u> students
	<u>First-time</u>	<u>Transfer-in</u> (non-first-time entering)	<u>Continuing/ Returning</u>	Total		
<u>Nonresident alien</u>	3	0	9	12	0	12
<u>Hispanic/Latino</u>	39	9	80	128	0	128
<u>American Indian or Alaska Native</u>	0	0	4	4	0	4
<u>Asian</u>	10	1	32	43	0	43
<u>Black or African American</u>	29	7	82	118	0	118
<u>Native Hawaiian or Other Pacific Islander</u>	1	1	3	5	0	5
<u>White</u>	594	87	1,478	2,159	0	2,159
Two or more races	23	4	56	83	0	83
<u>Race/ethnicity unknown</u>	7	0	15	22	0	22
Total men	706	109	1,759	2,574	0	2,574

Women

Students enrolled for <u>credit</u>	<u>Degree/certificate-seeking</u>				Non-degree/ non-certificate-seeking	Total, <u>full-time</u> <u>undergraduate</u> students
	<u>First-time</u>	<u>Transfer-in</u> (non-first-time entering)	<u>Continuing/ Returning</u>	Total		
<u>Nonresident alien</u>	1	1	15	17	0	17
<u>Hispanic/Latino</u>	26	3	54	83	0	83
<u>American Indian or Alaska Native</u>	0	0	3	3	0	3
<u>Asian</u>	12	3	33	48	0	48
<u>Black or African American</u>	20	3	74	97	0	97
<u>Native Hawaiian or Other Pacific Islander</u>	0	0	2	2	0	2
<u>White</u>	251	55	913	1,219	0	1,219
Two or more races	20	4	35	59	0	59
<u>Race/ethnicity unknown</u>	2	0	6	8	0	8
Total women	332	69	1,135	1,536	0	1,536

Grand total (men+women)	1,038	178	2,894	4,110	0	4,110
Grand total (men+women) 2018-19	885	123	2,869	3,877		3,877

Institution: University of Missouri-Columbia (178396)

User ID: 29C0011

Part A - Fall Enrollment for Part-time Undergraduate Students

Enrollment as of the institution's official fall reporting date or as of **October 15, 2020**

Part-time Undergraduate Students

Reporting Reminders:

- Report Hispanic/Latino individuals of any race as Hispanic/Latino
- Report race for non-Hispanic/Latino individuals only
- Even though Teacher Preparation certificate programs may require a bachelor's degree for admission, they are considered subbaccalaureate undergraduate programs, and students in these programs are undergraduate students.

Men

Enrolled for <u>credit</u>	<u>Degree/certificate-seeking</u>				Non-degree/ non-certificate-seeking	Total, <u>part-time</u> <u>undergraduate</u> students
	<u>First-time</u>	<u>Transfer-in</u> (non-first-time entering)	<u>Continuing/ Returning</u>	Total degree/certificate-seeking		
<u>Nonresident alien</u>	3	1	21	25	4	29
<u>Hispanic/Latino</u>	3	3	27	33	15	48
<u>American Indian or Alaska Native</u>	0	0	1	1	2	3
<u>Asian</u>	0	0	18	18	14	32
<u>Black or African American</u>	2	5	45	52	17	69
<u>Native Hawaiian or Other Pacific Islander</u>	0	0	1	1	1	2
<u>White</u>	18	31	434	483	256	739
Two or more races	3	3	19	25	15	40
<u>Race and ethnicity unknown</u>	0	0	8	8	21	29
Total men	29	43	574	646	345	991
Total men prior year	31	43	560	634	274	908

Women

Enrolled for <u>credit</u>	<u>Degree/certificate-seeking</u>				Non-degree/ non-certificate-seeking	Total, <u>part-time</u> <u>undergraduate</u> students
	<u>First-time</u>	<u>Transfer-in</u> (non-first-time entering)	<u>Continuing/ Returning</u>	Total degree/certificate-seeking		
<u>Nonresident alien</u>	4	0	18	22	4	26
<u>Hispanic/Latino</u>	0	4	28	32	21	53
<u>American Indian or Alaska Native</u>	0	1	3	4	1	5
<u>Asian</u>	0	3	14	17	16	33
<u>Black or African American</u>	5	5	38	48	14	62
<u>Native Hawaiian or Other Pacific Islander</u>	0	0	1	1	0	1
<u>White</u>	19	82	401	502	316	818
Two or more races	3	2	15	20	17	37
<u>Race and ethnicity unknown</u>	0	2	3	5	8	13
Total women	31	99	521	651	397	1,048
Total women prior year	27	87	548	662	343	1,005
Grand total (men+women)	60	142	1,095	1,297	742	2,039
Grand total (men+women) prior year	58	130	1,108	1,296	617	1,913

Institution: University of Missouri-Columbia (178396)

User ID: 29C0011

Part A - Fall Enrollment by race/ethnicity and gender

Enrollment as of the institution's official fall reporting date or as of **October 15, 2020**

CIP CODE: 13.0000 -- Education

Part-time undergraduate students

- Report Hispanic/Latino individuals of any race as Hispanic/Latino
- Report race for non-Hispanic/Latino individuals only

Men

Students enrolled for <u>credit</u>	<u>Degree/certificate-seeking</u>				Non-degree/ non-certificate-seeking	Total, <u>part-time</u> <u>undergraduate</u> students
	<u>First-time</u>	<u>Transfer-in</u> (non-first-time entering)	<u>Continuing/ Returning</u>	Total		
<u>Nonresident alien</u>	0	0	0	0	0	0
<u>Hispanic/Latino</u>	0	0	0	0	0	0
<u>American Indian or Alaska Native</u>	0	0	0	0	0	0
<u>Asian</u>	0	0	0	0	0	0
<u>Black or African American</u>	0	0	0	0	0	0
<u>Native Hawaiian or Other Pacific Islander</u>	0	0	0	0	0	0
<u>White</u>	1	1	6	8	0	8
Two or more races	0	0	0	0	0	0
<u>Race/ethnicity unknown</u>	0	0	0	0	0	0
Total men	1	1	6	8	0	8

Women

Students enrolled for <u>credit</u>	<u>Degree/certificate-seeking</u>				Non-degree/ non-certificate-seeking	Total, <u>part-time</u> <u>undergraduate</u> students
	<u>First-time</u>	<u>Transfer-in</u> (non-first-time entering)	<u>Continuing/ Returning</u>	Total		
<u>Nonresident alien</u>	0	0	0	0	0	0
<u>Hispanic/Latino</u>	0	1	0	1	0	1
<u>American Indian or Alaska Native</u>	0	0	0	0	0	0
<u>Asian</u>	0	0	0	0	0	0
<u>Black or African American</u>	0	0	0	0	0	0
<u>Native Hawaiian or Other Pacific Islander</u>	0	0	0	0	0	0
<u>White</u>	0	2	9	11	0	11
Two or more races	0	0	0	0	0	0
<u>Race/ethnicity unknown</u>	0	0	0	0	0	0
Total women	0	3	9	12	0	12

Grand total (men+women)	1	4	15	20	0	20
Grand total (men+women) 2018-19	2	3	15	20		20

Institution: University of Missouri-Columbia (178396)

User ID: 29C0011

Part A - Fall Enrollment by race/ethnicity and gender

Enrollment as of the institution's official fall reporting date or as of **October 15, 2020**

CIP CODE: 14.0000 -- Engineering

Part-time undergraduate students

- Report Hispanic/Latino individuals of any race as Hispanic/Latino
- Report race for non-Hispanic/Latino individuals only

Men

Students enrolled for <u>credit</u>	<u>Degree/certificate-seeking</u>				Non-degree/ non-certificate-seeking	Total, <u>part-time</u> <u>undergraduate</u> students
	<u>First-time</u>	<u>Transfer-in</u> (non-first-time entering)	<u>Continuing/ Returning</u>	Total		
<u>Nonresident alien</u>	1	0	10	11	0	11
<u>Hispanic/Latino</u>	1	0	3	4	0	4
<u>American Indian or Alaska Native</u>	0	0	0	0	0	0
<u>Asian</u>	0	0	2	2	0	2
<u>Black or African American</u>	1	0	7	8	0	8
<u>Native Hawaiian or Other Pacific Islander</u>	0	0	0	0	0	0
<u>White</u>	2	3	61	66	0	66
Two or more races	0	1	0	1	0	1
<u>Race and ethnicity unknown</u>	0	0	1	1	0	1
Total men	5	4	84	93	0	93

Women

Students enrolled for <u>credit</u>	<u>Degree/certificate-seeking</u>				Non-degree/ non-certificate-seeking	Total, <u>part-time</u> <u>undergraduate</u> students
	<u>First-time</u>	<u>Transfer-in</u> (non-first-time entering)	<u>Continuing/ Returning</u>	Total		
<u>Nonresident alien</u>	0	0	0	0	0	0
<u>Hispanic/Latino</u>	0	0	3	3	0	3
<u>American Indian or Alaska Native</u>	0	0	0	0	0	0
<u>Asian</u>	0	0	1	1	0	1
<u>Black or African American</u>	1	0	2	3	0	3
<u>Native Hawaiian or Other Pacific Islander</u>	0	0	0	0	0	0
<u>White</u>	1	1	8	10	0	10
Two or more races	1	0	0	1	0	1
<u>Race and ethnicity unknown</u>	0	0	0	0	0	0
Total women	3	1	14	18	0	18

Grand total (men+women)	8	5	98	111	0	111
Grand total (men+women) 2018-19	14	11	95	120		120

Institution: University of Missouri-Columbia (178396)

User ID: 29C0011

Part A - Fall Enrollment by race/ethnicity and gender

Enrollment as of the institution's official fall reporting date or as of October 15, 2020

CIP CODE: 26.0000 -- Biological and Biomedical Sciences

Part-time undergraduate students

- Report Hispanic/Latino individuals of any race as Hispanic/Latino
- Report race for non-Hispanic/Latino individuals only

Men

Students enrolled for <u>credit</u>	<u>Degree/certificate-seeking</u>				Non-degree/ non-certificate-seeking	Total, <u>part-time</u> <u>undergraduate</u> students
	<u>First-time</u>	<u>Transfer-in</u> (non-first-time entering)	<u>Continuing/ Returning</u>	Total		
<u>Nonresident alien</u>	0	0	0	0	0	0
<u>Hispanic/Latino</u>	0	0	1	1	0	1
<u>American Indian or Alaska Native</u>	0	0	1	1	0	1
<u>Asian</u>	0	0	1	1	0	1
<u>Black or African American</u>	0	0	2	2	0	2
<u>Native Hawaiian or Other Pacific Islander</u>	0	0	0	0	0	0
<u>White</u>	1	1	10	12	0	12
Two or more races	1	0	1	2	0	2
<u>Race and ethnicity unknown</u>	0	0	0	0	0	0
Total men	2	1	16	19	0	19

Women

Students enrolled for <u>credit</u>	<u>Degree/certificate-seeking</u>				Non-degree/ non-certificate-seeking	Total, <u>part-time</u> <u>undergraduate</u> students
	<u>First-time</u>	<u>Transfer-in</u> (non-first-time entering)	<u>Continuing/ Returning</u>	Total		
<u>Nonresident alien</u>	0	0	0	0	0	0
<u>Hispanic/Latino</u>	0	0	0	0	0	0
<u>American Indian or Alaska Native</u>	0	0	0	0	0	0
<u>Asian</u>	0	0	2	2	0	2
<u>Black or African American</u>	1	0	2	3	0	3
<u>Native Hawaiian or Other Pacific Islander</u>	0	0	0	0	0	0
<u>White</u>	1	3	14	18	0	18
Two or more races	0	0	1	1	0	1
<u>Race and ethnicity unknown</u>	0	0	0	0	0	0
Total women	2	3	19	24	0	24

Grand total (men+women)	4	4	35	43	0	43
Grand total (men+women) 2018-19	5	2	46	53		53

Institution: University of Missouri-Columbia (178396)

User ID: 29C0011

Part A - Fall Enrollment by race/ethnicity and gender

Enrollment as of the institution's official fall reporting date or as of **October 15, 2020**

CIP CODE: 27.0000 -- Mathematics and Statistics

Part-time undergraduate students

- Report Hispanic/Latino individuals of any race as Hispanic/Latino
- Report race for non-Hispanic/Latino individuals only

Men

Students enrolled for <u>credit</u>	<u>Degree/certificate-seeking</u>				Non-degree/ non-certificate-seeking	Total, <u>part-time</u> <u>undergraduate</u> students
	<u>First-time</u>	<u>Transfer-in</u> (non-first-time entering)	<u>Continuing/ Returning</u>	Total		
<u>Nonresident alien</u>	<input type="text" value="0"/>	<input type="text" value="0"/>	<input type="text" value="0"/>	0	<input type="text" value="0"/>	0
<u>Hispanic/Latino</u>	<input type="text" value="0"/>	<input type="text" value="0"/>	<input type="text" value="0"/>	0	<input type="text" value="0"/>	0
<u>American Indian or Alaska Native</u>	<input type="text" value="0"/>	<input type="text" value="0"/>	<input type="text" value="0"/>	0	<input type="text" value="0"/>	0
<u>Asian</u>	<input type="text" value="0"/>	<input type="text" value="0"/>	<input type="text" value="0"/>	0	<input type="text" value="0"/>	0
<u>Black or African American</u>	<input type="text" value="0"/>	<input type="text" value="0"/>	<input type="text" value="1"/>	1	<input type="text" value="0"/>	1
<u>Native Hawaiian or Other Pacific Islander</u>	<input type="text" value="0"/>	<input type="text" value="0"/>	<input type="text" value="0"/>	0	<input type="text" value="0"/>	0
<u>White</u>	<input type="text" value="0"/>	<input type="text" value="0"/>	<input type="text" value="5"/>	5	<input type="text" value="0"/>	5
Two or more races	<input type="text" value="0"/>	<input type="text" value="0"/>	<input type="text" value="0"/>	0	<input type="text" value="0"/>	0
<u>Race/ethnicity unknown</u>	<input type="text" value="0"/>	<input type="text" value="0"/>	<input type="text" value="0"/>	0	<input type="text" value="0"/>	0
Total men	0	0	6	6	0	6

Women

Students enrolled for <u>credit</u>	<u>Degree/certificate-seeking</u>				Non-degree/ non-certificate-seeking	Total, <u>part-time</u> <u>undergraduate</u> students
	<u>First-time</u>	<u>Transfer-in</u> (non-first-time entering)	<u>Continuing/ Returning</u>	Total		
<u>Nonresident alien</u>	<input type="text" value="0"/>	<input type="text" value="0"/>	<input type="text" value="0"/>	0	<input type="text" value="0"/>	0
<u>Hispanic/Latino</u>	<input type="text" value="0"/>	<input type="text" value="0"/>	<input type="text" value="0"/>	0	<input type="text" value="0"/>	0
<u>American Indian or Alaska Native</u>	<input type="text" value="0"/>	<input type="text" value="0"/>	<input type="text" value="0"/>	0	<input type="text" value="0"/>	0
<u>Asian</u>	<input type="text" value="0"/>	<input type="text" value="0"/>	<input type="text" value="0"/>	0	<input type="text" value="0"/>	0
<u>Black or African American</u>	<input type="text" value="0"/>	<input type="text" value="0"/>	<input type="text" value="0"/>	0	<input type="text" value="0"/>	0
<u>Native Hawaiian or Other Pacific Islander</u>	<input type="text" value="0"/>	<input type="text" value="0"/>	<input type="text" value="0"/>	0	<input type="text" value="0"/>	0
<u>White</u>	<input type="text" value="0"/>	<input type="text" value="0"/>	<input type="text" value="3"/>	3	<input type="text" value="0"/>	3
Two or more races	<input type="text" value="0"/>	<input type="text" value="0"/>	<input type="text" value="0"/>	0	<input type="text" value="0"/>	0
<u>Race/ethnicity unknown</u>	<input type="text" value="0"/>	<input type="text" value="0"/>	<input type="text" value="1"/>	1	<input type="text" value="0"/>	1
Total women	0	0	4	4	0	4

Grand total (men+women)	0	0	10	10	0	10
Grand total (men+women) 2018-19	1	1	10	12		12

Institution: University of Missouri-Columbia (178396)

User ID: 29C0011

Part A - Fall Enrollment by race/ethnicity and gender

Enrollment as of the institution's official fall reporting date or as of October 15, 2020

CIP CODE: 40.0000 -- Physical Sciences

Part-time undergraduate students

- Report Hispanic/Latino individuals of any race as Hispanic/Latino
- Report race for non-Hispanic/Latino individuals only

Men

Students enrolled for <u>credit</u>	<u>Degree/certificate-seeking</u>				Non-degree/ non-certificate-seeking	Total, <u>part-time</u> <u>undergraduate</u> students
	<u>First-time</u>	<u>Transfer-in</u> (non-first-time entering)	<u>Continuing/ Returning</u>	Total		
<u>Nonresident alien</u>	0	0	0	0	0	0
<u>Hispanic/Latino</u>	0	0	1	1	0	1
<u>American Indian or Alaska Native</u>	0	0	0	0	0	0
<u>Asian</u>	0	0	1	1	0	1
<u>Black or African American</u>	0	0	1	1	0	1
<u>Native Hawaiian or Other Pacific Islander</u>	0	0	0	0	0	0
<u>White</u>	1	2	11	14	0	14
Two or more races	0	0	2	2	0	2
<u>Race and ethnicity unknown</u>	0	0	0	0	0	0
Total men	1	2	16	19	0	19

Women

Students enrolled for <u>credit</u>	<u>Degree/certificate-seeking</u>				Non-degree/ non-certificate-seeking	Total, <u>part-time</u> <u>undergraduate</u> students
	<u>First-time</u>	<u>Transfer-in</u> (non-first-time entering)	<u>Continuing/ Returning</u>	Total		
<u>Nonresident alien</u>	0	0	0	0	0	0
<u>Hispanic/Latino</u>	0	0	1	1	0	1
<u>American Indian or Alaska Native</u>	0	0	0	0	0	0
<u>Asian</u>	0	0	0	0	0	0
<u>Black or African American</u>	0	0	0	0	0	0
<u>Native Hawaiian or Other Pacific Islander</u>	0	0	0	0	0	0
<u>White</u>	1	0	2	3	0	3
Two or more races	0	0	0	0	0	0
<u>Race and ethnicity unknown</u>	0	0	0	0	0	0
Total women	1	0	3	4	0	4

Grand total (men+women)	2	2	19	23	0	23
Grand total (men+women) 2018-19	2	3	30	35		35

Institution: University of Missouri-Columbia (178396)

User ID: 29C0011

Part A - Fall Enrollment by race/ethnicity and gender

Enrollment as of the institution's official fall reporting date or as of October 15, 2020

CIP CODE: 52.0000 -- Business, Management, Marketing and Related Support Services

Part-time undergraduate students

- Report Hispanic/Latino individuals of any race as Hispanic/Latino
- Report race for non-Hispanic/Latino individuals only

Men

Students enrolled for <u>credit</u>	<u>Degree/certificate-seeking</u>				Non-degree/ non-certificate-seeking	Total, <u>part-time</u> <u>undergraduate</u> students
	<u>First-time</u>	<u>Transfer-in</u> (non-first-time entering)	<u>Continuing/ Returning</u>	Total		
<u>Nonresident alien</u>	1	0	2	3	0	3
<u>Hispanic/Latino</u>	0	1	3	4	0	4
<u>American Indian or Alaska Native</u>	0	0	0	0	0	0
<u>Asian</u>	0	0	5	5	0	5
<u>Black or African American</u>	0	0	4	4	0	4
<u>Native Hawaiian or Other Pacific Islander</u>	0	0	0	0	0	0
<u>White</u>	3	4	82	89	0	89
Two or more races	0	1	4	5	0	5
<u>Race and ethnicity unknown</u>	0	0	2	2	0	2
Total men	4	6	102	112	0	112

Women

Students enrolled for <u>credit</u>	<u>Degree/certificate-seeking</u>				Non-degree/ non-certificate-seeking	Total, <u>part-time</u> <u>undergraduate</u> students
	<u>First-time</u>	<u>Transfer-in</u> (non-first-time entering)	<u>Continuing/ Returning</u>	Total		
<u>Nonresident alien</u>	0	0	2	2	0	2
<u>Hispanic/Latino</u>	0	0	2	2	0	2
<u>American Indian or Alaska Native</u>	0	0	0	0	0	0
<u>Asian</u>	0	0	3	3	0	3
<u>Black or African American</u>	0	0	4	4	0	4
<u>Native Hawaiian or Other Pacific Islander</u>	0	0	0	0	0	0
<u>White</u>	0	6	47	53	0	53
Two or more races	0	0	5	5	0	5
<u>Race and ethnicity unknown</u>	0	0	1	1	0	1
Total women	0	6	64	70	0	70

Grand total (men+women)	4	12	166	182	0	182
Grand total (men+women) 2018-19	9	17	224	250		250

Institution: University of Missouri-Columbia (178396)

User ID: 29C0011

Part A - Fall Enrollment for Graduate Students

Enrollment as of the institution's official fall reporting date or as of **October 15, 2020**

Graduate Students

Race/Ethnicity Reporting Reminder:

- Report Hispanic/Latino individuals of any race as Hispanic/Latino
- Report race for non-Hispanic/Latino individuals only

Graduate Student Reporting Reminder:

- Report all postbaccalaureate degree and certificate students as graduate students, including any doctor's-professional practice students (formerly first-professional)
- Even though Teacher Preparation certificate programs may require a bachelor's degree for admission, they are considered subbaccalaureate undergraduate programs, and students in these programs are undergraduate students.

Men

Enrolled for <u>credit</u>	Total <u>full-time</u>	Total <u>part-time</u>	Total graduate students
<u>Nonresident alien</u>	338	206	544
<u>Hispanic/Latino</u>	88	65	153
<u>American Indian or Alaska Native</u>	4	3	7
<u>Asian</u>	47	32	79
<u>Black or African American</u>	96	66	162
<u>Native Hawaiian or Other Pacific Islander</u>	0	3	3
<u>White</u>	1,152	740	1,892
Two or more races	38	30	68
<u>Race and ethnicity unknown</u>	75	33	108
Total men	1,838	1,178	3,016
Total men prior year	1,842	1,094	2,936

Women

Enrolled for <u>credit</u>	Total <u>full-time</u>	Total <u>part-time</u>	Total graduate students
<u>Nonresident alien</u>	317	129	446
<u>Hispanic/Latino</u>	116	85	201
<u>American Indian or Alaska Native</u>	8	8	16
<u>Asian</u>	63	40	103
<u>Black or African American</u>	145	129	274
<u>Native Hawaiian or Other Pacific Islander</u>	1	1	2
<u>White</u>	1,772	1,638	3,410
Two or more races	62	60	122
<u>Race and ethnicity unknown</u>	91	25	116
Total women	2,575	2,115	4,690
Total women prior year	2,548	1,941	4,489

Grand total (men+women)	4,413	3,293	7,706
Grand total (men+women) prior year	4,390	3,035	7,425

Institution: University of Missouri-Columbia (178396)

User ID: 29C0011

Part A - Fall Enrollment by race/ethnicity and gender

Enrollment as of the institution's official fall reporting date or as of **October 15, 2020**

CIP CODE: 13.0000 -- Education

Graduate students

- Report Hispanic/Latino individuals of any race as Hispanic/Latino
- Report race for non-Hispanic/Latino individuals only
- Report all postbaccalaureate degree and certificate students as graduate students, including any doctor's-professional practice students (formerly first-professional)

Men

Students enrolled for <u>credit</u>	Total <u>full-time</u>	Total <u>part-time</u>	Total graduate students
<u>Nonresident alien</u>	15	1	16
<u>Hispanic/Latino</u>	7	15	22
<u>American Indian or Alaska Native</u>	1	0	1
<u>Asian</u>	0	3	3
<u>Black or African American</u>	16	17	33
<u>Native Hawaiian or Other Pacific Islander</u>	0	1	1
<u>White</u>	88	199	287
Two or more races	4	6	10
<u>Race and ethnicity unknown</u>	3	3	6
Total men	134	245	379

Women

Students enrolled for <u>credit</u>	Total <u>full-time</u>	Total <u>part-time</u>	Total graduate students
<u>Nonresident alien</u>	37	10	47
<u>Hispanic/Latino</u>	8	21	29
<u>American Indian or Alaska Native</u>	3	3	6
<u>Asian</u>	7	10	17
<u>Black or African American</u>	29	32	61
<u>Native Hawaiian or Other Pacific Islander</u>	1	0	1
<u>White</u>	171	511	682
Two or more races	7	19	26
<u>Race and ethnicity unknown</u>	3	1	4
Total women	266	607	873

Grand total (men+women)	400	852	1,252
Grand total (men+women) 2018-19	501	881	1,382

Institution: University of Missouri-Columbia (178396)

User ID: 29C0011

Part A - Fall Enrollment by race/ethnicity and gender

Enrollment as of the institution's official fall reporting date or as of **October 15, 2020**

CIP CODE: 14.0000 -- Engineering

Graduate students

- Report Hispanic/Latino individuals of any race as Hispanic/Latino
- Report race for non-Hispanic/Latino individuals only
- Report all postbaccalaureate degree and certificate students as graduate students, including any doctor's-professional practice students (formerly first-professional)

Men

Students enrolled for <u>credit</u>	Total <u>full-time</u>	Total <u>part-time</u>	Total graduate students
<u>Nonresident alien</u>	67	78	145
<u>Hispanic/Latino</u>	0	2	2
<u>American Indian or Alaska Native</u>	0	0	0
<u>Asian</u>	3	1	4
<u>Black or African American</u>	2	4	6
<u>Native Hawaiian or Other Pacific Islander</u>	0	0	0
<u>White</u>	25	29	54
Two or more races	1	4	5
<u>Race and ethnicity unknown</u>	4	3	7
Total men	102	121	223

Women

Students enrolled for <u>credit</u>	Total <u>full-time</u>	Total <u>part-time</u>	Total graduate students
<u>Nonresident alien</u>	23	26	49
<u>Hispanic/Latino</u>	1	0	1
<u>American Indian or Alaska Native</u>	0	0	0
<u>Asian</u>	1	1	2
<u>Black or African American</u>	2	2	4
<u>Native Hawaiian or Other Pacific Islander</u>	0	0	0
<u>White</u>	8	10	18
Two or more races	0	0	0
<u>Race and ethnicity unknown</u>	1	0	1
Total women	36	39	75

Grand total (men+women)	138	160	298
Grand total (men+women) 2018-19	168	188	356

Institution: University of Missouri-Columbia (178396)

User ID: 29C0011

Part A - Fall Enrollment by race/ethnicity and gender

Enrollment as of the institution's **official fall reporting date** or as of **October 15, 2020**

CIP CODE: 26.0000 -- Biological and Biomedical Sciences

Graduate students

- Report Hispanic/Latino individuals of any race as Hispanic/Latino
- Report race for non-Hispanic/Latino individuals only
- Report all postbaccalaureate degree and certificate students as graduate students, including any doctor's-professional practice students (formerly first-professional)

Men

Students enrolled for <u>credit</u>	Total <u>full-time</u>	Total <u>part-time</u>	Total graduate students
<u>Nonresident alien</u>	13	1	14
<u>Hispanic/Latino</u>	7	1	8
<u>American Indian or Alaska Native</u>	0	0	0
<u>Asian</u>	3	0	3
<u>Black or African American</u>	4	1	5
<u>Native Hawaiian or Other Pacific Islander</u>	0	0	0
<u>White</u>	36	6	42
Two or more races	2	1	3
<u>Race and ethnicity unknown</u>	1	0	1
Total men	66	10	76

Women

Students enrolled for <u>credit</u>	Total <u>full-time</u>	Total <u>part-time</u>	Total graduate students
<u>Nonresident alien</u>	20	2	22
<u>Hispanic/Latino</u>	4	0	4
<u>American Indian or Alaska Native</u>	1	0	1
<u>Asian</u>	3	0	3
<u>Black or African American</u>	6	1	7
<u>Native Hawaiian or Other Pacific Islander</u>	0	0	0
<u>White</u>	39	11	50
Two or more races	2	2	4
<u>Race and ethnicity unknown</u>	3	0	3
Total women	78	16	94

Grand total (men+women)	144	26	170
Grand total (men+women) 2018-19	161	5	166

Institution: University of Missouri-Columbia (178396)

User ID: 29C0011

Part A - Fall Enrollment by race/ethnicity and gender

Enrollment as of the institution's official fall reporting date or as of **October 15, 2020**

CIP CODE: 27.0000 -- Mathematics and Statistics

Graduate students

- Report Hispanic/Latino individuals of any race as Hispanic/Latino
- Report race for non-Hispanic/Latino individuals only
- Report all postbaccalaureate degree and certificate students as graduate students, including any doctor's-professional practice students (formerly first-professional)

Men

Students enrolled for <u>credit</u>	Total <u>full-time</u>	Total <u>part-time</u>	Total graduate students
<u>Nonresident alien</u>	17	9	26
<u>Hispanic/Latino</u>	6	1	7
<u>American Indian or Alaska Native</u>	0	0	0
<u>Asian</u>	3	1	4
<u>Black or African American</u>	4	1	5
<u>Native Hawaiian or Other Pacific Islander</u>	0	0	0
<u>White</u>	33	10	43
Two or more races	2	0	2
<u>Race/ethnicity unknown</u>	3	0	3
Total men	68	22	90

Women

Students enrolled for <u>credit</u>	Total <u>full-time</u>	Total <u>part-time</u>	Total graduate students
<u>Nonresident alien</u>	20	3	23
<u>Hispanic/Latino</u>	0	0	0
<u>American Indian or Alaska Native</u>	0	0	0
<u>Asian</u>	0	1	1
<u>Black or African American</u>	0	0	0
<u>Native Hawaiian or Other Pacific Islander</u>	0	0	0
<u>White</u>	8	1	9
Two or more races	0	0	0
<u>Race/ethnicity unknown</u>	0	0	0
Total women	28	5	33

Grand total (men+women)	96	27	123
Grand total (men+women) 2018-19	114	16	130

Institution: University of Missouri-Columbia (178396)

User ID: 29C0011

Part A - Fall Enrollment by race/ethnicity and gender

Enrollment as of the institution's official fall reporting date or as of **October 15, 2020**

CIP CODE: 40.0000 -- Physical Sciences

Graduate students

- Report Hispanic/Latino individuals of any race as Hispanic/Latino
- Report race for non-Hispanic/Latino individuals only
- Report all postbaccalaureate degree and certificate students as graduate students, including any doctor's-professional practice students (formerly first-professional)

Men

Students enrolled for <u>credit</u>	Total <u>full-time</u>	Total <u>part-time</u>	Total graduate students
<u>Nonresident alien</u>	34	11	45
<u>Hispanic/Latino</u>	1	1	2
<u>American Indian or Alaska Native</u>	0	0	0
<u>Asian</u>	1	0	1
<u>Black or African American</u>	1	1	2
<u>Native Hawaiian or Other Pacific Islander</u>	0	0	0
<u>White</u>	40	9	49
Two or more races	5	0	5
<u>Race and ethnicity unknown</u>	2	0	2
Total men	84	22	106

Women

Students enrolled for <u>credit</u>	Total <u>full-time</u>	Total <u>part-time</u>	Total graduate students
<u>Nonresident alien</u>	23	2	25
<u>Hispanic/Latino</u>	0	0	0
<u>American Indian or Alaska Native</u>	0	0	0
<u>Asian</u>	0	0	0
<u>Black or African American</u>	3	0	3
<u>Native Hawaiian or Other Pacific Islander</u>	0	0	0
<u>White</u>	24	1	25
Two or more races	1	0	1
<u>Race and ethnicity unknown</u>	1	0	1
Total women	52	3	55

Grand total (men+women)	136	25	161
Grand total (men+women) 2018-19	146	20	166

Institution: University of Missouri-Columbia (178396)

User ID: 29C0011

Part A - Fall Enrollment by race/ethnicity and gender

Enrollment as of the institution's official fall reporting date or as of October 15, 2020

CIP CODE: 52.0000 -- Business, Management, Marketing and Related Support Services

Graduate students

- Report Hispanic/Latino individuals of any race as Hispanic/Latino
- Report race for non-Hispanic/Latino individuals only
- Report all postbaccalaureate degree and certificate students as graduate students, including any doctor's-professional practice students (formerly first-professional)

Men

Students enrolled for <u>credit</u>	Total <u>full-time</u>	Total <u>part-time</u>	Total graduate students
<u>Nonresident alien</u>	19	1	20
<u>Hispanic/Latino</u>	5	1	6
<u>American Indian or Alaska Native</u>	1	1	2
<u>Asian</u>	5	1	6
<u>Black or African American</u>	5	2	7
<u>Native Hawaiian or Other Pacific Islander</u>	0	0	0
<u>White</u>	148	37	185
Two or more races	3	1	4
<u>Race and ethnicity unknown</u>	1	0	1
Total men	187	44	231

Women

Students enrolled for <u>credit</u>	Total <u>full-time</u>	Total <u>part-time</u>	Total graduate students
<u>Nonresident alien</u>	16	6	22
<u>Hispanic/Latino</u>	5	3	8
<u>American Indian or Alaska Native</u>	1	0	1
<u>Asian</u>	5	0	5
<u>Black or African American</u>	6	0	6
<u>Native Hawaiian or Other Pacific Islander</u>	0	0	0
<u>White</u>	83	29	112
Two or more races	2	1	3
<u>Race and ethnicity unknown</u>	0	0	0
Total women	118	39	157

Grand total (men+women)	305	83	388
Grand total (men+women) 2018-19	323	43	366

Institution: University of Missouri-Columbia (178396)

User ID: 29C0011

Part A - Fall Enrollment by race/ethnicity and gender

Enrollment as of the institution's official fall reporting date or as of October 15, 2020

CIP CODE: 22.0101 -- Law (LL.B., J.D.)

- Report Hispanic/Latino individuals of any race as Hispanic/Latino
- Report race for non-Hispanic/Latino individuals only

Men

Students enrolled for <u>credit</u>	Total <u>full-time</u>	Total <u>part-time</u>	Total
<u>Nonresident alien</u>	1	0	1
<u>Hispanic/Latino</u>	2	1	3
<u>American Indian or Alaska Native</u>	1	0	1
<u>Asian</u>	2	1	3
<u>Black or African American</u>	8	1	9
<u>Native Hawaiian or Other Pacific Islander</u>	0	0	0
<u>White</u>	131	7	138
Two or more races	6	0	6
<u>Race and ethnicity unknown</u>	4	0	4
Total men	155	10	165

Women

Students enrolled for <u>credit</u>	Total <u>full-time</u>	Total <u>part-time</u>	Total
<u>Nonresident alien</u>	1	0	1
<u>Hispanic/Latino</u>	6	0	6
<u>American Indian or Alaska Native</u>	0	0	0
<u>Asian</u>	3	0	3
<u>Black or African American</u>	11	0	11
<u>Native Hawaiian or Other Pacific Islander</u>	0	0	0
<u>White</u>	104	4	108
Two or more races	1	1	2
<u>Race and ethnicity unknown</u>	3	1	4
Total women	129	6	135

Grand total (men+women)	284	16	300
Grand total (men+women) 2018-19	264	12	276

Institution: University of Missouri-Columbia (178396)

User ID: 29C0011

Part A - Fall Enrollment by race/ethnicity and gender

Enrollment as of the institution's official fall reporting date or as of October 15, 2020

CIP CODE: 51.1201 -- Medicine (M.D.)

- Report Hispanic/Latino individuals of any race as Hispanic/Latino
- Report race for non-Hispanic/Latino individuals only

Men

Students enrolled for <u>credit</u>	Total <u>full-time</u>	Total <u>part-time</u>	Total
<u>Nonresident alien</u>	0	0	0
<u>Hispanic/Latino</u>	15	0	15
<u>American Indian or Alaska Native</u>	0	0	0
<u>Asian</u>	10	0	10
<u>Black or African American</u>	14	0	14
<u>Native Hawaiian or Other Pacific Islander</u>	0	0	0
<u>White</u>	155	0	155
Two or more races	1	0	1
<u>Race and ethnicity unknown</u>	47	0	47
Total men	242	0	242

Women

Students enrolled for <u>credit</u>	Total <u>full-time</u>	Total <u>part-time</u>	Total
<u>Nonresident alien</u>	0	0	0
<u>Hispanic/Latino</u>	17	0	17
<u>American Indian or Alaska Native</u>	0	0	0
<u>Asian</u>	12	0	12
<u>Black or African American</u>	17	0	17
<u>Native Hawaiian or Other Pacific Islander</u>	0	0	0
<u>White</u>	158	0	158
Two or more races	2	0	2
<u>Race and ethnicity unknown</u>	39	0	39
Total women	245	0	245

Grand total (men+women)	487	0	487
Grand total (men+women) 2018-19	454		454


Institution: University of Missouri-Columbia (178396)

User ID: 29C0011

Part A - Fall Enrollment by Distance Education Status

Enrollment as of the institution's official fall reporting date or as of **October 15, 2020**

	Undergraduate Students		Graduate Students
	Degree/certificate-seeking	Non-degree/non-certificate-seeking	
i Enrolled <i>exclusively</i> in <u>distance education courses</u>	3,157	507	3,099
Enrolled in <i>at least one</i> but not all distance education courses	18,262	50	2,063
<i>Not enrolled</i> in any distance education courses	1,203	204	2,544
Total (from prior part A screens)	22,622	761	7,706

 You may use the box below to provide additional context for the data you have reported above. Context notes will be posted on the College Navigator website. Therefore, you should write all context notes using proper grammar (e.g., complete sentences with punctuation) and common language that can be easily understood by students and parents (e.g., spell out acronyms).

Institution: University of Missouri-Columbia (178396)

User ID: 29C0011

Part A - Fall Enrollment by Distance Education Status

Of those students *exclusively* enrolled in distance education courses, report the number that are:

		<u>Undergraduate Students</u>		<u>Graduate Students</u>
		<u>Degree/certificate-seeking</u>	<u>Non-degree/non-certificate-seeking</u>	
Located in	MO	2,289	433	1,568
Located in the U.S. but not in	MO	786	72	1,416
Located in the U.S. but state/jurisdiction unknown		0	0	0
Located outside the U.S.		82	2	115
Location unknown/unreported		0	0	0
Total students exclusively enrolled in distance education (from section above)		3,157	507	3,099

Institution: University of Missouri-Columbia (178396)

User ID: 29C0011

Part A - Fall Enrollment Summary

Fall Enrollment Summary

Men

Students enrolled for credit	Total full-time students	Total part-time students	Grand total, all students
<u>Nonresident alien</u>	473	235	708
<u>Hispanic/Latino</u>	566	113	679
<u>American Indian or Alaska Native</u>	23	6	29
<u>Asian</u>	334	64	398
<u>Black or African American</u>	686	135	821
<u>Native Hawaiian or Other Pacific Islander</u>	10	5	15
<u>White</u>	8,992	1,479	10,471
Two or more races	455	70	525
<u>Race and ethnicity unknown</u>	167	62	229
Total men	11,706	2,169	13,875

Women

Students enrolled for credit	Total full-time students	Total part-time students	Grand total, all students
<u>Nonresident alien</u>	456	155	611
<u>Hispanic/Latino</u>	725	138	863
<u>American Indian or Alaska Native</u>	30	13	43
<u>Asian</u>	346	73	419
<u>Black or African American</u>	1,049	191	1,240
<u>Native Hawaiian or Other Pacific Islander</u>	10	2	12
<u>White</u>	10,676	2,456	13,132
Two or more races	594	97	691
<u>Race and ethnicity unknown</u>	165	38	203
Total women	14,051	3,163	17,214

Grand Total (men+women)	25,757	5,332	31,089
--------------------------------	---------------	--------------	---------------

Institution: University of Missouri-Columbia (178396)

User ID: 29C0011

Part A - Fall Enrollment - Summary by race/ethnicity

Fall Enrollment Totals

CIP CODE: 13.0000 -- Education

Men

Students enrolled for credit	Total full-time students	Total part-time students	Grand total, all students
<u>Nonresident alien</u>	15	1	16
<u>Hispanic/Latino</u>	17	15	32
<u>American Indian or Alaska Native</u>	3	0	3
<u>Asian</u>	5	3	8
<u>Black or African American</u>	25	17	42
<u>Native Hawaiian or Other Pacific Islander</u>	0	1	1
<u>White</u>	243	207	450
Two or more races	10	6	16
<u>Race and ethnicity unknown</u>	4	3	7
Total men	322	253	575

Women

Students enrolled for credit	Total full-time students	Total part-time students	Grand total, all students
<u>Nonresident alien</u>	37	10	47
<u>Hispanic/Latino</u>	39	22	61
<u>American Indian or Alaska Native</u>	4	3	7
<u>Asian</u>	15	10	25
<u>Black or African American</u>	62	32	94
<u>Native Hawaiian or Other Pacific Islander</u>	2	0	2
<u>White</u>	830	522	1,352
Two or more races	32	19	51
<u>Race and ethnicity unknown</u>	8	1	9
Total women	1,029	619	1,648
Grand Total (men+women)	1,351	872	2,223

Institution: University of Missouri-Columbia (178396)

User ID: 29C0011

Part A - Fall Enrollment - Summary by race/ethnicity

Fall Enrollment Totals

CIP CODE: 14.0000 -- Engineering

Men

Students enrolled for credit	Total full-time students	Total part-time students	Grand total, all students
<u>Nonresident alien</u>	97	89	186
<u>Hispanic/Latino</u>	58	6	64
<u>American Indian or Alaska Native</u>	0	0	0
<u>Asian</u>	47	3	50
<u>Black or African American</u>	72	12	84
<u>Native Hawaiian or Other Pacific Islander</u>	0	0	0
<u>White</u>	1,246	95	1,341
Two or more races	62	5	67
<u>Race and ethnicity unknown</u>	18	4	22
Total men	1,600	214	1,814

Women

Students enrolled for credit	Total full-time students	Total part-time students	Grand total, all students
<u>Nonresident alien</u>	38	26	64
<u>Hispanic/Latino</u>	21	3	24
<u>American Indian or Alaska Native</u>	1	0	1
<u>Asian</u>	22	2	24
<u>Black or African American</u>	46	5	51
<u>Native Hawaiian or Other Pacific Islander</u>	0	0	0
<u>White</u>	325	20	345
Two or more races	17	1	18
<u>Race and ethnicity unknown</u>	3	0	3
Total women	473	57	530

Grand Total (men+women)	2,073	271	2,344
--------------------------------	--------------	------------	--------------

Institution: University of Missouri-Columbia (178396)

User ID: 29C0011

Part A - Fall Enrollment - Summary by race/ethnicity

Fall Enrollment Totals

CIP CODE: 26.0000 -- Biological and Biomedical Sciences

Men

Students enrolled for credit	Total full-time students	Total part-time students	Grand total, all students
<u>Nonresident alien</u>	17	1	18
<u>Hispanic/Latino</u>	36	2	38
<u>American Indian or Alaska Native</u>	0	1	1
<u>Asian</u>	51	1	52
<u>Black or African American</u>	41	3	44
<u>Native Hawaiian or Other Pacific Islander</u>	0	0	0
<u>White</u>	444	18	462
Two or more races	24	3	27
<u>Race and ethnicity unknown</u>	10	0	10
Total men	623	29	652

Women

Students enrolled for credit	Total full-time students	Total part-time students	Grand total, all students
<u>Nonresident alien</u>	26	2	28
<u>Hispanic/Latino</u>	59	0	59
<u>American Indian or Alaska Native</u>	3	0	3
<u>Asian</u>	45	2	47
<u>Black or African American</u>	81	4	85
<u>Native Hawaiian or Other Pacific Islander</u>	1	0	1
<u>White</u>	677	29	706
Two or more races	41	3	44
<u>Race and ethnicity unknown</u>	11	0	11
Total women	944	40	984

Grand Total (men+women)	1,567	69	1,636
--------------------------------	--------------	-----------	--------------

Institution: University of Missouri-Columbia (178396)

User ID: 29C0011

Part A - Fall Enrollment - Summary by race/ethnicity

Fall Enrollment Totals

CIP CODE: 27.0000 -- Mathematics and Statistics

Men

Students enrolled for credit	Total full-time students	Total part-time students	Grand total, all students
<u>Nonresident alien</u>	24	9	33
<u>Hispanic/Latino</u>	9	1	10
<u>American Indian or Alaska Native</u>	2	0	2
<u>Asian</u>	8	1	9
<u>Black or African American</u>	8	2	10
<u>Native Hawaiian or Other Pacific Islander</u>	0	0	0
<u>White</u>	118	15	133
Two or more races	4	0	4
<u>Race and ethnicity unknown</u>	5	0	5
Total men	178	28	206

Women

Students enrolled for credit	Total full-time students	Total part-time students	Grand total, all students
<u>Nonresident alien</u>	23	3	26
<u>Hispanic/Latino</u>	2	0	2
<u>American Indian or Alaska Native</u>	0	0	0
<u>Asian</u>	3	1	4
<u>Black or African American</u>	7	0	7
<u>Native Hawaiian or Other Pacific Islander</u>	0	0	0
<u>White</u>	51	4	55
Two or more races	2	0	2
<u>Race and ethnicity unknown</u>	0	1	1
Total women	88	9	97

Grand Total (men+women)	266	37	303
--------------------------------	------------	-----------	------------

Institution: University of Missouri-Columbia (178396)

User ID: 29C0011

Part A - Fall Enrollment - Summary by race/ethnicity

Fall Enrollment Totals

CIP CODE: 40.0000 -- Physical Sciences

Men

Students enrolled for credit	Total full-time students	Total part-time students	Grand total, all students
<u>Nonresident alien</u>	37	11	48
<u>Hispanic/Latino</u>	9	2	11
<u>American Indian or Alaska Native</u>	0	0	0
<u>Asian</u>	8	1	9
<u>Black or African American</u>	7	2	9
<u>Native Hawaiian or Other Pacific Islander</u>	0	0	0
<u>White</u>	252	23	275
Two or more races	10	2	12
<u>Race and ethnicity unknown</u>	5	0	5
Total men	328	41	369

Women

Students enrolled for credit	Total full-time students	Total part-time students	Grand total, all students
<u>Nonresident alien</u>	23	2	25
<u>Hispanic/Latino</u>	11	1	12
<u>American Indian or Alaska Native</u>	1	0	1
<u>Asian</u>	8	0	8
<u>Black or African American</u>	13	0	13
<u>Native Hawaiian or Other Pacific Islander</u>	0	0	0
<u>White</u>	161	4	165
Two or more races	8	0	8
<u>Race and ethnicity unknown</u>	4	0	4
Total women	229	7	236

Grand Total (men+women)	557	48	605
--------------------------------	------------	-----------	------------

Institution: University of Missouri-Columbia (178396)

User ID: 29C0011

Part A - Fall Enrollment - Summary by race/ethnicity

Fall Enrollment Totals

CIP CODE: 52.0000 -- Business, Management, Marketing and Related Support Services

Men

Students enrolled for credit	Total full-time students	Total part-time students	Grand total, all students
<u>Nonresident alien</u>	31	4	35
<u>Hispanic/Latino</u>	133	5	138
<u>American Indian or Alaska Native</u>	5	1	6
<u>Asian</u>	48	6	54
<u>Black or African American</u>	123	6	129
<u>Native Hawaiian or Other Pacific Islander</u>	5	0	5
<u>White</u>	2,307	126	2,433
Two or more races	86	6	92
<u>Race and ethnicity unknown</u>	23	2	25
Total men	2,761	156	2,917

Women

Students enrolled for credit	Total full-time students	Total part-time students	Grand total, all students
<u>Nonresident alien</u>	33	8	41
<u>Hispanic/Latino</u>	88	5	93
<u>American Indian or Alaska Native</u>	4	0	4
<u>Asian</u>	53	3	56
<u>Black or African American</u>	103	4	107
<u>Native Hawaiian or Other Pacific Islander</u>	2	0	2
<u>White</u>	1,302	82	1,384
Two or more races	61	6	67
<u>Race and ethnicity unknown</u>	8	1	9
Total women	1,654	109	1,763

Grand Total (men+women)	4,415	265	4,680
--------------------------------	--------------	------------	--------------

Institution: University of Missouri-Columbia (178396)

User ID: 29C0011

Part B - Fall Enrollment by Age and Gender for Full-time Undergraduate Students

Enrollment as of the institution's official fall reporting date or as of **October 15, 2020**

NOTE: These data are **optional** this year.

Age	Full-time Undergraduate Students	
	Men	Women
Under 18	27	47
18-19	4,172	5,400
20-21	4,003	4,828
22-24	1,388	1,010
25-29	182	103
30-34	57	43
35-39	18	20
40-49	18	22
50-64	3	3
65 and over		
Age unknown/unreported	0	0
Total full-time undergraduate students (from part A)	9,868	11,476

Institution: University of Missouri-Columbia (178396)

User ID: 29C0011

Part B - Fall Enrollment by Age and Gender for Part-time Undergraduate Students

Enrollment as of the institution's official fall reporting date or as of **October 15, 2020**

NOTE: These data are **optional** this year.

Age	Part-time Undergraduate Students	
	Men	Women
Under 18	29	18
18-19	276	305
20-21	201	183
22-24	281	247
25-29	111	110
30-34	41	55
35-39	24	44
40-49	18	52
50-64	8	33
65 and over	2	1
Age unknown/unreported	0	0
Total part-time undergraduate students (from part A)	991	1,048

Institution: University of Missouri-Columbia (178396)

User ID: 29C0011

Part B - Fall Enrollment by Age and Gender for Full-time Graduate Students

Enrollment as of the institution's official fall reporting date or as of **October 15, 2020**

NOTE: These data are **optional** this year.

Age	Full-time Graduate Students	
	Men	Women
Under 18	<input type="text"/>	<input type="text"/>
18-19	<input type="text"/>	<input type="text"/>
20-21	<input type="text" value="30"/>	<input type="text" value="85"/>
22-24	<input type="text" value="622"/>	<input type="text" value="1,062"/>
25-29	<input type="text" value="595"/>	<input type="text" value="793"/>
30-34	<input type="text" value="321"/>	<input type="text" value="271"/>
35-39	<input type="text" value="126"/>	<input type="text" value="149"/>
40-49	<input type="text" value="113"/>	<input type="text" value="155"/>
50-64	<input type="text" value="29"/>	<input type="text" value="56"/>
65 and over	<input type="text" value="2"/>	<input type="text" value="4"/>
Age unknown/unreported	0	0
Total full-time graduate students (from part A)	1,838	2,575

Institution: University of Missouri-Columbia (178396)

User ID: 29C0011

Part B - Fall Enrollment by Age and Gender for Part-time Graduate Students

Enrollment as of the institution's official fall reporting date or as of **October 15, 2020**

NOTE: These data are **optional** this year.

Age	Part-time Graduate Students	
	Men	Women
Under 18	<input type="text"/>	<input type="text"/>
18-19	<input type="text" value="1"/>	<input type="text" value="0"/>
20-21	<input type="text" value="2"/>	<input type="text" value="7"/>
22-24	<input type="text" value="113"/>	<input type="text" value="278"/>
25-29	<input type="text" value="354"/>	<input type="text" value="604"/>
30-34	<input type="text" value="236"/>	<input type="text" value="403"/>
35-39	<input type="text" value="186"/>	<input type="text" value="307"/>
40-49	<input type="text" value="194"/>	<input type="text" value="359"/>
50-64	<input type="text" value="82"/>	<input type="text" value="152"/>
65 and over	<input type="text" value="10"/>	<input type="text" value="5"/>
Age unknown/unreported	0	0
Total part-time graduate students (from part A)	1,178	2,115


Institution: University of Missouri-Columbia (178396)

User ID: 29C0011

Part C - Screening Question

Did any of your first-time degree/certificate-seeking undergraduate students (reported in Part A) enroll within 12 months of graduating high school or receiving their GED?

- No, we do not have any first-time students who enrolled within 12 months of their high school graduation.
- Yes, we have first-time students who enrolled within 12 months of their high school graduation.

 You may use the box below to provide additional context for the data you have reported above. Context notes will be posted on the College Navigator website. Therefore, you should write all context notes using proper grammar (e.g., complete sentences with punctuation) and common language that can be easily understood by students and parents (e.g., spell out acronyms).

Institution: University of Missouri-Columbia (178396)

User ID: 29C0011

Part C - Residence of First-time Undergraduates

Enrollment as of the institution's official fall reporting date or as of **October 15, 2020**

Enter **at least one** zero, where applicable, to verify that the screen has not been skipped.

State of <u>residence</u> when student was first admitted	FIPS Code	1 Total <u>first-time</u> degree/certificate-seeking undergraduates (1)	Of students in column 1, those who enrolled within 12 months of high school graduation or receiving their GED (2)
Alabama	01	<input type="text" value="6"/>	<input type="text" value="6"/>
Alaska	02	<input type="text"/>	<input type="text"/>
Arizona	04	<input type="text" value="11"/>	<input type="text" value="11"/>
Arkansas	05	<input type="text" value="32"/>	<input type="text" value="32"/>
California	06	<input type="text" value="43"/>	<input type="text" value="43"/>
Colorado	08	<input type="text" value="60"/>	<input type="text" value="60"/>
Connecticut	09	<input type="text" value="3"/>	<input type="text" value="3"/>
Delaware	10	<input type="text"/>	<input type="text"/>
District of Columbia	11	<input type="text"/>	<input type="text"/>
Florida	12	<input type="text" value="17"/>	<input type="text" value="17"/>
Georgia	13	<input type="text" value="13"/>	<input type="text" value="13"/>
Hawaii	15	<input type="text" value="1"/>	<input type="text" value="1"/>
Idaho	16	<input type="text" value="1"/>	<input type="text" value="1"/>
Illinois	17	<input type="text" value="896"/>	<input type="text" value="892"/>
Indiana	18	<input type="text" value="11"/>	<input type="text" value="11"/>
Iowa	19	<input type="text" value="26"/>	<input type="text" value="25"/>
Kansas	20	<input type="text" value="84"/>	<input type="text" value="84"/>
Kentucky	21	<input type="text" value="11"/>	<input type="text" value="11"/>
Louisiana	22	<input type="text" value="2"/>	<input type="text" value="2"/>
Maine	23	<input type="text"/>	<input type="text"/>

Institution: University of Missouri-Columbia (178396)

User ID: 29C0011

Part C - Residence of First-time Undergraduates

Enrollment as of the institution's official fall reporting date or as of **October 15, 2020**

Enter **at least one** zero, where applicable, to verify that the screen has not been skipped.

State of <u>residence</u> when student was first admitted	FIPS Code	Total <u>first-time</u> degree/certificate-seeking undergraduates (1)	Of students in column 1, those who enrolled within 12 months of high school graduation or receiving their GED (2)
Maryland	24	<input type="text" value="7"/>	<input type="text" value="6"/>
Massachusetts	25	<input type="text" value="4"/>	<input type="text" value="4"/>
Michigan	26	<input type="text" value="6"/>	<input type="text" value="6"/>
Minnesota	27	<input type="text" value="54"/>	<input type="text" value="51"/>
Mississippi	28	<input type="text" value="5"/>	<input type="text" value="5"/>
Missouri	29	<input type="text" value="3,789"/>	<input type="text" value="3,754"/>
Montana	30	<input type="text" value="1"/>	<input type="text" value="1"/>
Nebraska	31	<input type="text" value="16"/>	<input type="text" value="16"/>
Nevada	32	<input type="text" value="1"/>	<input type="text" value="1"/>
New Hampshire	33	<input type="text" value="1"/>	<input type="text" value="1"/>
New Jersey	34	<input type="text" value="6"/>	<input type="text" value="6"/>
New Mexico	35	<input type="text" value=""/>	<input type="text" value=""/>
New York	36	<input type="text" value="5"/>	<input type="text" value="5"/>
North Carolina	37	<input type="text" value="7"/>	<input type="text" value="7"/>
North Dakota	38	<input type="text" value=""/>	<input type="text" value=""/>
Ohio	39	<input type="text" value="10"/>	<input type="text" value="10"/>
Oklahoma	40	<input type="text" value="9"/>	<input type="text" value="9"/>
Oregon	41	<input type="text" value="1"/>	<input type="text" value="1"/>
Pennsylvania	42	<input type="text" value="4"/>	<input type="text" value="4"/>
Rhode Island	44	<input type="text" value="1"/>	<input type="text" value="1"/>

Institution: University of Missouri-Columbia (178396)


User ID: 29C0011

Part C - Residence of First-time Undergraduates

Enrollment as of the institution's **official fall reporting date** or as of **October 15, 2020**

Enter **at least one** zero, where applicable, to verify that the screen has not been skipped.

State of <u>residence</u> when student was first admitted	FIPS Code	Total <u>first-time</u> degree/certificate-seeking undergraduates (1)	Of students in column 1, those who enrolled within 12 months of high school graduation or receiving their GED (2)
South Carolina	45	<input type="text" value="2"/>	<input type="text" value="2"/>
South Dakota	46	<input type="text" value="1"/>	<input type="text" value="1"/>
Tennessee	47	<input type="text" value="28"/>	<input type="text" value="28"/>
Texas	48	<input type="text" value="83"/>	<input type="text" value="83"/>
Utah	49	<input type="text" value="1"/>	<input type="text" value="1"/>
Vermont	50	<input type="text"/>	<input type="text"/>
Virginia	51	<input type="text" value="9"/>	<input type="text" value="9"/>
Washington	53	<input type="text" value="3"/>	<input type="text" value="3"/>
West Virginia	54	<input type="text"/>	<input type="text"/>
Wisconsin	55	<input type="text" value="18"/>	<input type="text" value="18"/>
Wyoming	56	<input type="text" value="1"/>	<input type="text" value="0"/>
<u>State Unknown</u>	57	<input type="text"/>	<input type="text"/>
American Samoa	60	<input type="text"/>	<input type="text"/>
Federated States of Micronesia	64	<input type="text"/>	<input type="text"/>
Guam	66	<input type="text"/>	<input type="text"/>
Marshall Islands	68	<input type="text"/>	<input type="text"/>
Northern Marianas	69	<input type="text"/>	<input type="text"/>
Palau	70	<input type="text"/>	<input type="text"/>
Puerto Rico	72	<input type="text"/>	<input type="text"/>
Virgin Islands	78	<input type="text"/>	<input type="text"/>
Foreign Countries	90	<input type="text" value="24"/>	<input type="text" value="13"/>
Residence unknown/unreported	98	<input type="text" value="1"/>	
Total first-time degree/certificate-seeking undergraduates (from Part A)		5,315	5,258

 You may use the box below to provide additional context for the data you have reported above. Context notes will be posted on the College Navigator website. Therefore, you should write all context notes using proper grammar (e.g., complete sentences with punctuation) and common language that can be easily understood by students and parents (e.g., spell out acronyms).

Institution: University of Missouri-Columbia (178396)

User ID: 29C0011

Part D - Total Undergraduate Entering Class

Total Undergraduate Entering Class, Fall 2020

D1	Total full-time, first-time degree/certificate-seeking <u>undergraduates</u> from Part A (GR <u>cohort</u>)	5,255
D2	Total <u>first-time</u> degree/certificate-seeking undergraduates (full-time + part-time) from Part A	5,315
D3	Total <u>transfer-in (non-first-time entering)</u> degree/certificate-seeking undergraduates (full-time + part-time) from Part A	1,270
D4	Total <u>non-degree/non-certificate-seeking</u> undergraduates (full-time + part-time) from Part A	761
D5	Of the total non-degree/non-certificate-seeking undergraduates displayed on line D4, the number that are new to the institution in Fall 2020	<input type="text" value="80"/>
D6	Total <u>entering students</u> at the undergraduate level Note: This is calculated as first-time students (line D2) + students transferring to the institution (line D3) + non-degree/non-certificate-seeking undergraduates entering in Fall 2020 (line D5).	6,665
D7	Percentage of undergraduate entering class represented by your GR <u>cohort</u> (line D1/line D6)	79

Institution: University of Missouri-Columbia (178396)

User ID: 29C0011

Part E - First-time Bachelor's Cohort Retention Rates (Full-time)

Retention Rates - Full-time, First-time Bachelor's Cohort from Fall 2019

Academic reporters determine the cohort and retention as of the institution's official fall reporting date or as of October 15. Program reporters determine the cohort with enrollment any time between August 1 and October 31, 2019 and retention based on August 1, 2020.

The retention rate is calculated by the system after clicking "Save" on the screen. Exclusions are subtracted from and inclusions are added to the original cohort and the resulting adjusted cohort is used for calculating the retention rate.

Retention Data Reporting Reminders:

- Include only **full-time, first-time bachelor's** students in this cohort.
- Determine the full-time cohort using Fall 2019 status (e.g., if a student was full-time in Fall 2019, report them in the full-time cohort regardless of their Fall 2020 status).
- If there are no students to report in the cohort, enter zero. Do not leave the field blank.
- Report in the exclusions box (line E2a) the number of students from the cohort who left the institution for any of the following reasons: died or were totally and permanently disabled; to serve in the armed forces (including those called to active duty); to serve with a foreign aid service of the Federal Government (e.g., Peace Corps); or to serve on official church missions.
- Report in the inclusion box (line E2b) first-time bachelor's-seeking study abroad students who were excluded from the first-time cohort (line E1) but who have re-enrolled at the institution their second year.

FULL-TIME, FIRST-TIME BACHELOR'S COHORT RETENTION:				Prior year data (Fall 2018 cohort)	
E1	Full-time, first-time Fall 2019 bachelor's cohort	<input checked="" type="checkbox"/>	<input type="text" value="5,373"/>		4,615
E2a	Exclusions from the Fall 2019 cohort		<input type="text" value="0"/>		0
E2b	Inclusion to the Fall 2019 cohort		<input type="text" value="0"/>		0
E3	Adjusted Fall 2019 cohort (line E1- E2a + E2b)		5,373		4,615
E4	Students from Fall 2019 cohort still enrolled as of Fall 2020		<input type="text" value="4,803"/>		4,056
E5	Full-time, first-time Fall 2019 bachelor's cohort retention rate (line E4 / line E3)		89	%	88 %

 The notes below provide context for the data you've reported above and **may** be posted on the College Navigator website.

Choose one option that best explains your data or choose "Non-applicable" if you do not wish to provide context notes. If none of the options provided explain your institution's data, then choose "Other" and write your own context notes. Therefore, you should write all context notes using proper grammar (e.g., complete sentences with punctuation) and common language that can be easily understood by students and parents (e.g., spell out acronyms).

Institution: University of Missouri-Columbia (178396)

User ID: 29C0011

Part E - First-time Bachelor's Cohort Retention Rates (Part-time)

Retention Rates - Part-time, First-time Bachelor's Cohort from Fall 2019

Academic reporters determine the cohort and retention as of the institution's official fall reporting date or as of October 15. Program reporters determine the cohort with enrollment any time between August 1 and October 31, 2019 and retention based on August 1, 2020.

The retention rate is calculated by the system after clicking "Save" on the screen. Exclusions are subtracted from the original cohort and the resulting adjusted cohort is used for calculating the retention rate.

Retention Data Reporting Reminders:

- Include only **part-time, first-time bachelor's-seeking** students in this cohort.
- Determine part-time using Fall 2019 attendance status (e.g., if a student was part-time in Fall 2019, report them in the part-time cohort regardless of their Fall 2020 status).
- If there are no students to report in the cohort, enter zero. Do not leave the field blank.
- Report in the exclusions box (line E7a) the number of students from the cohort who left the institution for any of the following reasons: died or were totally and permanently disabled; to serve in the armed forces (including those called to active duty); to serve with a foreign aid service of the Federal Government (e.g., Peace Corps); or to serve on official church missions.
- Report in the inclusion box (line E7b) first-time bachelor's-seeking study abroad students who were excluded from the first-time cohort (line E6) but who have re-enrolled at the institution their second year.

PART-TIME, FIRST-TIME BACHELOR'S COHORT RETENTION:				Prior year data (Fall 2018 cohort)	
E6	Part-time, first-time Fall 2019 bachelor's cohort		<input type="text" value="58"/>	58	
E7a	<u>Exclusions</u> from the Fall 2019 cohort		<input type="text" value="0"/>	0	
E7b	Inclusions to the Fall 2019 cohort		<input type="text" value="0"/>	0	
E8	Adjusted Fall 2019 cohort (line E6 - E7a + E7b)		58	58	
E9	Students from Fall 2019 cohort still enrolled as of Fall 2020		<input type="text" value="35"/>	33	
E10	Part-time, first-time Fall 2019 bachelor's cohort retention rate (line E9 / line E8)		60 %	57 %	

 The notes below provide context for the data you've reported above and **may** be posted on the College Navigator website.

Choose one option that best explains your data or choose "Non-applicable" if you do not wish to provide context notes. If none of the options provided explain your institution's data, then choose "Other" and write your own context notes. Therefore, you should write all context notes using proper grammar (e.g., complete sentences with punctuation) and common language that can be easily understood by students and parents (e.g., spell out acronyms).

Institution: University of Missouri-Columbia (178396)

User ID: 29C0011

Part F - Student-to-Faculty Ratio

Student-to-Faculty Ratio

Please provide your institution's student-to-faculty ratio (i.e., student-to-instructional staff) for undergraduate programs for Fall 2020. The student-to-faculty ratio and any accompanying context that is provided will be displayed on College Navigator.


Note: Logic in this item is similar to item I-2 from the Common Data Set data collection.

Click [here](#) to use a worksheet to help you determine the student-to-faculty ratio

Student-to-faculty ratio

18	to 1
17	to 1

Student-to-faculty ratio prior year

 You may use the box below to provide additional context for the data you have reported above. Context notes will be posted on the College Navigator website. Therefore, you should write all context notes using proper grammar (e.g., complete sentences with punctuation) and common language that can be easily understood by students and parents (e.g., spell out acronyms).

Institution: University of Missouri-Columbia (178396)

User ID: 29C0011

Prepared by

Reporting Reminders:

- The name of the preparer is being collected so that we can follow up with the appropriate person in the event that there are questions concerning the data.
- The Keyholder will be copied on all email correspondence to other preparers.
- The time it took to prepare this component is being collected so that we can continue to improve our estimate of the reporting burden associated with IPEDS.
- Please include in your estimate the time it took for you to review instructions, query and search data sources, complete and review the component, and submit the data through the Data Collection System.
- Thank you for your assistance.

This survey component was prepared by:

<input checked="" type="radio"/>	Keyholder	<input type="radio"/>	SFA Contact	<input type="radio"/>	HR Contact
<input type="radio"/>	Finance Contact	<input type="radio"/>	Academic Library Contact	<input type="radio"/>	Other
Name:	<input type="text" value="Randy Sade"/>				
Email:	<input type="text" value="SadeR@umsystem.edu"/>				

How many staff from your institution only were involved in the data collection and reporting process of this survey component?

Number of Staff (including yourself)

How many hours did you and others from your institution only spend on each of the steps below when responding to this survey component?
Exclude the hours spent collecting data for state and other reporting purposes.

Staff member	Collecting Data Needed	Revising Data to Match IPEDS Requirements	Entering Data	Revising and Locking Data
Your office	<input type="text" value="21.00"/> hours	<input type="text" value="0.00"/> hours	<input type="text" value="2.00"/> hours	<input type="text" value="1.50"/> hours
Other offices	<input type="text" value="63.00"/> hours	<input type="text" value="0.00"/> hours	<input type="text" value="4.00"/> hours	<input type="text" value="1.00"/> hours

Institution: University of Missouri-Columbia (178396)

User ID: 29C0011

Summary

Fall Enrollment Survey Summary

IPEDS collects important information regarding your institution. All data reported in IPEDS survey components become available in the IPEDS Data Center and appear as aggregated data in various Department of Education reports. Additionally, some of the reported data appears specifically for your institution through the College Navigator website and is included in your institution's Data Feedback Report (DFR). The purpose of this summary is to provide you an opportunity to view some of the data that, when accepted through the IPEDS quality control process, will appear on the College Navigator website and/or your DFR. College Navigator is updated approximately three months after the data collection period closes and Data Feedback Reports will be available through the [Data Center](#) and sent to your institution's CEO in November 2020.

Please review your data for accuracy. If you have questions about the data displayed below after reviewing the data reported on the survey screens, please contact the IPEDS Help Desk at: 1-877-225-2568 or ipedshelp@rti.org.

Four-Year Institutions with Graduate Students

Student Enrollment	
Total enrollment	31,089
Undergraduate enrollment	23,383
Undergraduate transfer-in enrollment	1,270
Graduate enrollment	7,706
Student-to-faculty ratio	18 to 1

Student Characteristics (All Students)	
Percent of all students who are female	55%
Percent of all students by race/ethnicity:	
American Indian or Alaska Native	0%
Asian	3%
Black or African American	7%
Hispanic/Latino	5%
Native Hawaiian or Pacific Islander	0%
White	76%
Two or More Races	4%
Race and ethnicity unknown	1%
Nonresident alien	4%

Undergraduate Student Characteristics	
Percent of undergraduates who are female	54%
Percent of undergraduates who are full-time	91%
Percent of undergraduates by race/ethnicity:	
American Indian or Alaska Native	0%
Asian	3%
Black or African American	7%
Hispanic/Latino	5%
Native Hawaiian or Pacific Islander	0%
White	78%
Two or More Races	4%
Race and ethnicity unknown	1%
Nonresident alien	1%

Undergraduate Retention and Graduation Rate Cohort	
First-time, full-time bachelor's seeking student retention rate	89%
First-time, part-time bachelor's seeking student retention rate	60%
Graduation rate cohort as percent of total entering students	79%

Graduate Student Characteristics	
Percent of graduate students who are female	61%
Percent of graduate students who are full-time	57%

Edit Report

Fall Enrollment

Source	Description	Severity	Resolved	Options
Screen: Part E - First-time Bachelor's Cohort Retention Rates (Full-time)				
Screen Entry	The full-time, first-time bachelor's cohort reported in Part E (5,373) is outside the expected range when compared with the prior year value (Fall 2018 cohort). Please correct your data or explain. (Error #6164)	Explanation	Yes	
Reason	This is correct since it matches last year's reported first-time degree-seeking full-time undergraduates.			
Screen Entry	The full-time, first-time bachelor's cohort reported in Part E (5,373) is outside the expected range when compared with the prior year value (Fall 2018 cohort). Please correct your data or explain. (Error #6164)	Explanation	Yes	
Reason	This is correct since it matches last year's reported first-time degree-seeking full-time undergraduates.			