

Fall Enrollment 2008-09

Institution: Missouri University of Science and Technology (178411)

User ID: 29C0011

Screening questions - Method of reporting race and ethnicity for this component**Race/ethnicity question****Which method of reporting race and ethnicity will you use for this component?**

- NEW race/ethnicity categories (9 categories):

Notes:

- Report Hispanic/Latino individuals of any race as Hispanic/Latino
- Report race for non-Hispanic/Latino individuals only

Nonresident alienHispanic/LatinoAmerican Indian or Alaska NativeAsianBlack or African AmericanNative Hawaiian or Other Pacific IslanderWhite

Two or more races

Race and ethnicity unknown

- OLD race/ethnicity categories (7 categories):

Nonresident alienBlack, non-HispanicAmerican Indian/Alaska NativeAsian/Pacific IslanderHispanicWhite, non-HispanicRace and ethnicity unknown

- MIXTURE of new and old race/ethnicity categories (all 14 categories will show on each screen):

NEW categories:

Notes for NEW categories:

- Report Hispanic/Latino individuals of any race as Hispanic/Latino
- Report race for non-Hispanic/Latino individuals only

Hispanic/Latino

American Indian or Alaska Native

Asian

Black or African American

Native Hawaiian or Other Pacific Islander

White

Two or more races

OLD categories:

Black, non-Hispanic

American Indian/Alaska Native

Asian/Pacific Islander

Hispanic

White, non-Hispanic

Categories used in BOTH New and Old:

Nonresident alien

Race and ethnicity unknown

Institution: Missouri University of Science and Technology (178411)

User ID: 29C0011

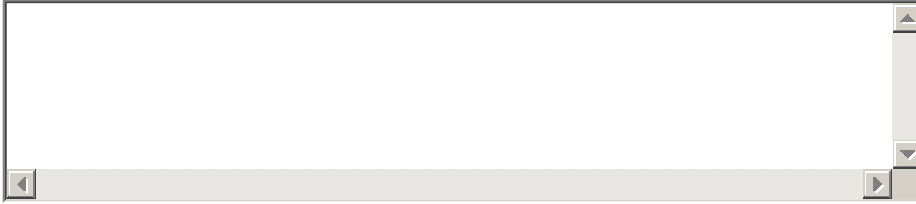
Part Selection

Completion of Part B (Enrollment of Students by Age) is optional this year.

Do you wish to complete Part B this year? If you select 'Yes', you will see Part B and be expected to complete the screens. If you select 'No', you will skip Part B.

- Yes, I will complete Part B
- No, I will not complete Part B

You may use the space below to provide context for the data you've reported above.



Institution: Missouri University of Science and Technology (178411)

User ID: 29C0011

Fall Enrollment - CIPCODE Selection

Indicate which of the following fields of study are offered by your institution. Students are to be reported by their major field of study for the categories listed below. Fields for which enrollment was reported for Fall 2006 have already been checked; please make sure all listed fields that are offered by your institution are checked.


Undergraduate and graduate fields

- 13.0000 -- Education
- 14.0000 -- Engineering
- 26.0000 -- Biological and Biomedical Sciences
- 27.0000 -- Mathematics
- 40.0000 -- Physical Sciences
- 52.0000 -- Business, Management, Marketing, and Related Support Services

Doctor's/Professional practice (report with graduate students)

- 22.0101 -- Law (LL.B., J.D.)
- 51.0401 -- Dentistry (D.D.S., D.M.D.)
- 51.1201 -- Medicine (M.D.)
- None of the above

You may use the space below to provide context for the data you've reported above.



Institution: Missouri University of Science and Technology (178411)

User ID: 29C0011

Part A - Fall Enrollment by race/ethnicity and genderEnrollment as of the institution's official fall reporting date or as of **October 15, 2008****CIPCODE: 99.0000 -- Summary**

Students enrolled for credit	Full-time undergraduate students					Total, full-time undergraduate students
	Degree/certificate-seeking			Total	Non-degree/ non-certificate-seeking	
	First-time	Transfer-in	Other degree/certificate-seeking			
Men						
<u>Nonresident alien</u>	21	5	83	109	4	113
<u>Black, non-Hispanic</u>	35	17	97	149	0	149
<u>American Indian/Alaska Native</u>	3	1	18	22	0	22
<u>Asian/Pacific Islander</u>	17	11	69	97	0	97
<u>Hispanic</u>	11	3	50	64	0	64
<u>White, non-Hispanic</u>	674	152	2,102	2,928	4	2,932
<u>Race and ethnicity unknown</u>	43	12	86	141	0	141
Total men	804	201	2,505	3,510	8	3,518
Total men prior year	820			3,424		3,425
Women						
<u>Nonresident alien</u>	1	4	13	18	0	18
<u>Black, non-Hispanic</u>	16	4	51	71	0	71
<u>American Indian/Alaska Native</u>	4	2	2	8	0	8
<u>Asian/Pacific Islander</u>	5	1	18	24	0	24
<u>Hispanic</u>	3	4	17	24	0	24
<u>White, non-Hispanic</u>	199	41	612	852	0	852
<u>Race and ethnicity unknown</u>	6	4	23	33	0	33
Total women	234	60	736	1,030	0	1,030
Total women prior year	208			949		950
Total men + women	1,038					

Institution: Missouri University of Science and Technology (178411)

User ID: 29C0011

Part A - Fall Enrollment by race/ethnicity and genderEnrollment as of the institution's official fall reporting date or as of **October 15, 2008**

CIPCODE: 14.0000 -- Engineering

Full-time undergraduate students

Students enrolled for credit	Degree/certificate-seeking			Total	Non-degree/ non-certificate-seeking	Total, full-time undergraduate students
	First-time	Transfer-in	Other degree/certificate-seeking			
Men						
<u>Nonresident alien</u>	19	3	63	85	0	85
<u>Black, non-Hispanic</u>	31	15	71	117	0	117
<u>American Indian/Alaska Native</u>	3	1	17	21	0	21
<u>Asian/Pacific Islander</u>	15	11	56	82	0	82
<u>Hispanic</u>	8	2	36	46	0	46
<u>White, non-Hispanic</u>	580	124	1,667	2,371	0	2,371
<u>Race and ethnicity unknown</u>	36	6	74	116	0	116
Total men	692	162	1,984	2,838	0	2,838
Women						
<u>Nonresident alien</u>	0	4	8	12	0	12
<u>Black, non-Hispanic</u>	12	1	43	56	0	56
<u>American Indian/Alaska Native</u>	1	0	0	1	0	1
<u>Asian/Pacific Islander</u>	1	0	10	11	0	11
<u>Hispanic</u>	3	0	10	13	0	13
<u>White, non-Hispanic</u>	156	16	387	559	0	559
<u>Race and ethnicity unknown</u>	6	2	15	23	0	23
Total women	179	23	473	675	0	675
Total men + women	871					

Institution: Missouri University of Science and Technology (178411)

User ID: 29C0011

Part A - Fall Enrollment by race/ethnicity and genderEnrollment as of the institution's official fall reporting date or as of **October 15, 2008****CIPCODE: 26.0000 -- Biological and Biomedical Sciences****Full-time undergraduate students**

Students enrolled for <u>credit</u>	Degree/certificate-seeking			Total	Non-degree/ non-certificate- seeking	Total, full-time undergraduate students
	First-time	Transfer- in	Other degree/certificate- seeking			
Men						
<u>Nonresident alien</u>	0	0	1	1	0	1
<u>Black, non-Hispanic</u>	0	0	2	2	0	2
<u>American Indian/Alaska Native</u>	0	0	0	0	0	0
<u>Asian/Pacific Islander</u>	0	0	2	2	0	2
<u>Hispanic</u>	0	0	4	4	0	4
<u>White, non-Hispanic</u>	6	2	29	37	0	37
<u>Race and ethnicity unknown</u>	2	1	0	3	0	3
Total men	8	3	38	49	0	49
Women						
<u>Nonresident alien</u>	0	0	0	0	0	0
<u>Black, non-Hispanic</u>	2	1	1	4	0	4
<u>American Indian/Alaska Native</u>	2	1	0	3	0	3
<u>Asian/Pacific Islander</u>	0	0	2	2	0	2
<u>Hispanic</u>	0	1	1	2	0	2
<u>White, non-Hispanic</u>	15	6	52	73	0	73
<u>Race and ethnicity unknown</u>	0	0	1	1	0	1
Total women	19	9	57	85	0	85
Total men + women	27					

Institution: Missouri University of Science and Technology (178411)

User ID: 29C0011

Part A - Fall Enrollment by race/ethnicity and genderEnrollment as of the institution's official fall reporting date or as of **October 15, 2008**

CIPCODE: 27.0000 -- Mathematics and Statistics

Full-time undergraduate students

Students enrolled for <u>credit</u>	Degree/certificate-seeking			Total	Non-degree/ non-certificate- seeking	Total, full-time undergraduate students
	First-time	Transfer- in	Other degree/certificate- seeking			
Men						
<u>Nonresident alien</u>	0	0	1	1	0	1
<u>Black, non-Hispanic</u>	0	0	0	0	0	0
<u>American Indian/Alaska Native</u>	0	0	0	0	0	0
<u>Asian/Pacific Islander</u>	0	0	0	0	0	0
<u>Hispanic</u>	1	0	0	1	0	1
<u>White, non-Hispanic</u>	5	0	20	25	0	25
<u>Race/ethnicity unknown</u>	0	0	2	2	0	2
Total men	6	0	23	29	0	29
Women						
<u>Nonresident alien</u>	0	0	0	0	0	0
<u>Black, non-Hispanic</u>	1	0	0	1	0	1
<u>American Indian/Alaska Native</u>	0	0	0	0	0	0
<u>Asian/Pacific Islander</u>	0	0	0	0	0	0
<u>Hispanic</u>	0	0	0	0	0	0
<u>White, non-Hispanic</u>	3	1	10	14	0	14
<u>Race/ethnicity unknown</u>	0	0	0	0	0	0
Total women	4	1	10	15	0	15
Total men + women	10					

Institution: Missouri University of Science and Technology (178411)

User ID: 29C0011

Part A - Fall Enrollment by race/ethnicity and genderEnrollment as of the institution's official fall reporting date or as of **October 15, 2008**

CIPCODE: 40.0000 -- Physical Sciences

Full-time undergraduate students

Students enrolled for <u>credit</u>	Degree/certificate-seeking			Total	Non-degree/ non-certificate- seeking	Total, full-time undergraduate students
	First-time	Transfer- in	Other degree/certificate- seeking			
Men						
<u>Nonresident alien</u>	1	0	2	3	0	3
<u>Black, non-Hispanic</u>	0	0	0	0	0	0
<u>American Indian/Alaska Native</u>	0	0	0	0	0	0
<u>Asian/Pacific Islander</u>	1	0	0	1	0	1
<u>Hispanic</u>	0	0	1	1	0	1
<u>White, non-Hispanic</u>	20	3	67	90	0	90
<u>Race/ethnicity unknown</u>	1	0	1	2	0	2
Total men	23	3	71	97	0	97
Women						
<u>Nonresident alien</u>	1	0	3	4	0	4
<u>Black, non-Hispanic</u>	0	0	2	2	0	2
<u>American Indian/Alaska Native</u>	0	0	0	0	0	0
<u>Asian/Pacific Islander</u>	1	0	1	2	0	2
<u>Hispanic</u>	0	0	2	2	0	2
<u>White, non-Hispanic</u>	6	3	35	44	0	44
<u>Race/ethnicity unknown</u>	0	0	2	2	0	2
Total women	8	3	45	56	0	56
Total men + women	31					

Institution: Missouri University of Science and Technology (178411)

User ID: 29C0011

Part A - Fall Enrollment by race/ethnicity and genderEnrollment as of the institution's official fall reporting date or as of **October 15, 2008****CIPCODE: 52.0000 -- Business, Management, Marketing and Related Support Services****Full-time undergraduate students**

Students enrolled for <u>credit</u>	Degree/certificate-seeking			Total	Non-degree/ non-certificate- seeking	Total, full-time undergraduate students
	First-time	Transfer- in	Other degree/certificate- seeking			
Men						
<u>Nonresident alien</u>	1	0	5	6	0	6
<u>Black, non-Hispanic</u>	0	0	5	5	0	5
<u>American Indian/Alaska Native</u>	0	0	0	0	0	0
<u>Asian/Pacific Islander</u>	0	0	0	0	0	0
<u>Hispanic</u>	0	0	3	3	0	3
<u>White, non-Hispanic</u>	4	2	39	45	0	45
<u>Race/ethnicity unknown</u>	0	2	2	4	0	4
Total men	5	4	54	63	0	63
Women						
<u>Nonresident alien</u>	0	0	1	1	0	1
<u>Black, non-Hispanic</u>	0	0	1	1	0	1
<u>American Indian/Alaska Native</u>	0	0	0	0	0	0
<u>Asian/Pacific Islander</u>	0	0	1	1	0	1
<u>Hispanic</u>	0	0	1	1	0	1
<u>White, non-Hispanic</u>	7	5	30	42	0	42
<u>Race/ethnicity unknown</u>	0	0	2	2	0	2
Total women	7	5	36	48	0	48
Total men + women	12					

Institution: Missouri University of Science and Technology (178411)

User ID: 29C0011

Part A - Fall Enrollment by race/ethnicity and genderEnrollment as of the institution's official fall reporting date or as of **October 15, 2008**

CIPCODE: 99.0000 -- Summary

Students enrolled for <u>credit</u>	Part-time undergraduate students				Non-degree/ non-certificate- seeking	Total, part-time undergraduate students
	Degree/certificate-seeking			Total		
	First-time	Transfer- in	Other degree/certificate- seeking			
Men						
<u>Nonresident alien</u>	<input type="text" value="2"/>	<input type="text" value="1"/>	<input type="text" value="7"/>	10	<input type="text" value="2"/>	12
<u>Black, non-Hispanic</u>	<input type="text" value="0"/>	<input type="text" value="0"/>	<input type="text" value="14"/>	14	<input type="text" value="0"/>	14
<u>American Indian/Alaska Native</u>	<input type="text" value="0"/>	<input type="text" value="0"/>	<input type="text" value="0"/>	0	<input type="text" value="0"/>	0
<u>Asian/Pacific Islander</u>	<input type="text" value="0"/>	<input type="text" value="0"/>	<input type="text" value="5"/>	5	<input type="text" value="1"/>	6
<u>Hispanic</u>	<input type="text" value="0"/>	<input type="text" value="0"/>	<input type="text" value="4"/>	4	<input type="text" value="0"/>	4
<u>White, non-Hispanic</u>	<input type="text" value="2"/>	<input type="text" value="6"/>	<input type="text" value="221"/>	229	<input type="text" value="14"/>	243
<u>Race and ethnicity unknown</u>	<input type="text" value="0"/>	<input type="text" value="1"/>	<input type="text" value="11"/>	12	<input type="text" value="2"/>	14
Total men	4	8	262	274	19	293
Total men prior year	12			251		275
Women						
<u>Nonresident alien</u>	<input type="text" value="1"/>	<input type="text" value="0"/>	<input type="text" value="1"/>	2	<input type="text" value="0"/>	2
<u>Black, non-Hispanic</u>	<input type="text" value="0"/>	<input type="text" value="0"/>	<input type="text" value="5"/>	5	<input type="text" value="0"/>	5
<u>American Indian/Alaska Native</u>	<input type="text" value="0"/>	<input type="text" value="0"/>	<input type="text" value="0"/>	0	<input type="text" value="0"/>	0
<u>Asian/Pacific Islander</u>	<input type="text" value="0"/>	<input type="text" value="0"/>	<input type="text" value="3"/>	3	<input type="text" value="1"/>	4
<u>Hispanic</u>	<input type="text" value="0"/>	<input type="text" value="1"/>	<input type="text" value="4"/>	5	<input type="text" value="0"/>	5
<u>White, non-Hispanic</u>	<input type="text" value="1"/>	<input type="text" value="1"/>	<input type="text" value="39"/>	41	<input type="text" value="7"/>	48
<u>Race and ethnicity unknown</u>	<input type="text" value="1"/>	<input type="text" value="1"/>	<input type="text" value="3"/>	5	<input type="text" value="1"/>	6
Total women	3	3	55	61	9	70
Total women prior year	1			81		102

Institution: Missouri University of Science and Technology (178411)

User ID: 29C0011

Part A - Fall Enrollment by race/ethnicity and genderEnrollment as of the institution's official fall reporting date or as of **October 15, 2008**

CIPCODE: 14.0000 -- Engineering

Part-time undergraduate students

Students enrolled for <u>credit</u>	Degree/certificate-seeking			Total	Non-degree/ non-certificate- seeking	Total, part-time undergraduate students
	First-time	Transfer- in	Other degree/certificate- seeking			
Men						
<u>Nonresident alien</u>	<input type="text" value="1"/>	<input type="text" value="1"/>	<input type="text" value="4"/>	6	<input type="text" value="0"/>	6
<u>Black, non-Hispanic</u>	<input type="text" value="0"/>	<input type="text" value="0"/>	<input type="text" value="10"/>	10	<input type="text" value="0"/>	10
<u>American Indian/Alaska Native</u>	<input type="text" value="0"/>	<input type="text" value="0"/>	<input type="text" value="0"/>	0	<input type="text" value="0"/>	0
<u>Asian/Pacific Islander</u>	<input type="text" value="0"/>	<input type="text" value="0"/>	<input type="text" value="3"/>	3	<input type="text" value="0"/>	3
<u>Hispanic</u>	<input type="text" value="0"/>	<input type="text" value="0"/>	<input type="text" value="3"/>	3	<input type="text" value="0"/>	3
<u>White, non-Hispanic</u>	<input type="text" value="1"/>	<input type="text" value="3"/>	<input type="text" value="168"/>	172	<input type="text" value="0"/>	172
<u>Race and ethnicity unknown</u>	<input type="text" value="0"/>	<input type="text" value="0"/>	<input type="text" value="9"/>	9	<input type="text" value="0"/>	9
Total men	2	4	197	203	0	203
Women						
<u>Nonresident alien</u>	<input type="text" value="0"/>	<input type="text" value="0"/>	<input type="text" value="1"/>	1	<input type="text" value="0"/>	1
<u>Black, non-Hispanic</u>	<input type="text" value="0"/>	<input type="text" value="0"/>	<input type="text" value="4"/>	4	<input type="text" value="0"/>	4
<u>American Indian/Alaska Native</u>	<input type="text" value="0"/>	<input type="text" value="0"/>	<input type="text" value="0"/>	0	<input type="text" value="0"/>	0
<u>Asian/Pacific Islander</u>	<input type="text" value="0"/>	<input type="text" value="0"/>	<input type="text" value="1"/>	1	<input type="text" value="0"/>	1
<u>Hispanic</u>	<input type="text" value="0"/>	<input type="text" value="1"/>	<input type="text" value="3"/>	4	<input type="text" value="0"/>	4
<u>White, non-Hispanic</u>	<input type="text" value="1"/>	<input type="text" value="0"/>	<input type="text" value="19"/>	20	<input type="text" value="0"/>	20
<u>Race and ethnicity unknown</u>	<input type="text" value="1"/>	<input type="text" value="1"/>	<input type="text" value="1"/>	3	<input type="text" value="0"/>	3
Total women	2	2	29	33	0	33

Institution: Missouri University of Science and Technology (178411)

User ID: 29C0011

Part A - Fall Enrollment by race/ethnicity and genderEnrollment as of the institution's official fall reporting date or as of **October 15, 2008****CIPCODE: 26.0000 -- Biological and Biomedical Sciences****Part-time undergraduate students**

Students enrolled for <u>credit</u>	Degree/certificate-seeking			Total	Non-degree/ non-certificate- seeking	Total, part-time undergraduate students
	First-time	Transfer- in	Other degree/certificate- seeking			
Men						
<u>Nonresident alien</u>	<input type="text" value="0"/>	<input type="text" value="0"/>	<input type="text" value="0"/>	0	<input type="text" value="0"/>	0
<u>Black, non-Hispanic</u>	<input type="text" value="0"/>	<input type="text" value="0"/>	<input type="text" value="0"/>	0	<input type="text" value="0"/>	0
<u>American Indian/Alaska Native</u>	<input type="text" value="0"/>	<input type="text" value="0"/>	<input type="text" value="0"/>	0	<input type="text" value="0"/>	0
<u>Asian/Pacific Islander</u>	<input type="text" value="0"/>	<input type="text" value="0"/>	<input type="text" value="0"/>	0	<input type="text" value="0"/>	0
<u>Hispanic</u>	<input type="text" value="0"/>	<input type="text" value="0"/>	<input type="text" value="0"/>	0	<input type="text" value="0"/>	0
<u>White, non-Hispanic</u>	<input type="text" value="0"/>	<input type="text" value="0"/>	<input type="text" value="2"/>	2	<input type="text" value="0"/>	2
<u>Race and ethnicity unknown</u>	<input type="text" value="0"/>	<input type="text" value="1"/>	<input type="text" value="0"/>	1	<input type="text" value="0"/>	1
Total men	0	1	2	3	0	3
Women						
<u>Nonresident alien</u>	<input type="text" value="0"/>	<input type="text" value="0"/>	<input type="text" value="0"/>	0	<input type="text" value="0"/>	0
<u>Black, non-Hispanic</u>	<input type="text" value="0"/>	<input type="text" value="0"/>	<input type="text" value="0"/>	0	<input type="text" value="0"/>	0
<u>American Indian/Alaska Native</u>	<input type="text" value="0"/>	<input type="text" value="0"/>	<input type="text" value="0"/>	0	<input type="text" value="0"/>	0
<u>Asian/Pacific Islander</u>	<input type="text" value="0"/>	<input type="text" value="0"/>	<input type="text" value="1"/>	1	<input type="text" value="0"/>	1
<u>Hispanic</u>	<input type="text" value="0"/>	<input type="text" value="0"/>	<input type="text" value="0"/>	0	<input type="text" value="0"/>	0
<u>White, non-Hispanic</u>	<input type="text" value="0"/>	<input type="text" value="0"/>	<input type="text" value="3"/>	3	<input type="text" value="0"/>	3
<u>Race and ethnicity unknown</u>	<input type="text" value="0"/>	<input type="text" value="0"/>	<input type="text" value="1"/>	1	<input type="text" value="0"/>	1
Total women	0	0	5	5	0	5

Institution: Missouri University of Science and Technology (178411)

User ID: 29C0011

Part A - Fall Enrollment by race/ethnicity and gender

Enrollment as of the institution's official fall reporting date or as of **October 15, 2008**

CIPCODE: 27.0000 -- Mathematics and Statistics

Part-time undergraduate students

Students enrolled for <u>credit</u>	Degree/certificate-seeking			Total	Non-degree/ non-certificate- seeking	Total, part-time undergraduate students
	First-time	Transfer- in	Other degree/certificate- seeking			
Men						
<u>Nonresident alien</u>	<input type="text" value="0"/>	<input type="text" value="0"/>	<input type="text" value="0"/>	0	<input type="text" value="0"/>	0
<u>Black, non-Hispanic</u>	<input type="text" value="0"/>	<input type="text" value="0"/>	<input type="text" value="0"/>	0	<input type="text" value="0"/>	0
<u>American Indian/Alaska Native</u>	<input type="text" value="0"/>	<input type="text" value="0"/>	<input type="text" value="0"/>	0	<input type="text" value="0"/>	0
<u>Asian/Pacific Islander</u>	<input type="text" value="0"/>	<input type="text" value="0"/>	<input type="text" value="0"/>	0	<input type="text" value="0"/>	0
<u>Hispanic</u>	<input type="text" value="0"/>	<input type="text" value="0"/>	<input type="text" value="0"/>	0	<input type="text" value="0"/>	0
<u>White, non-Hispanic</u>	<input type="text" value="0"/>	<input type="text" value="0"/>	<input type="text" value="3"/>	3	<input type="text" value="0"/>	3
<u>Race and ethnicity unknown</u>	<input type="text" value="0"/>	<input type="text" value="0"/>	<input type="text" value="0"/>	0	<input type="text" value="0"/>	0
Total men	0	0	3	3	0	3
Women						
<u>Nonresident alien</u>	<input type="text" value="0"/>	<input type="text" value="0"/>	<input type="text" value="0"/>	0	<input type="text" value="0"/>	0
<u>Black, non-Hispanic</u>	<input type="text" value="0"/>	<input type="text" value="0"/>	<input type="text" value="0"/>	0	<input type="text" value="0"/>	0
<u>American Indian/Alaska Native</u>	<input type="text" value="0"/>	<input type="text" value="0"/>	<input type="text" value="0"/>	0	<input type="text" value="0"/>	0
<u>Asian/Pacific Islander</u>	<input type="text" value="0"/>	<input type="text" value="0"/>	<input type="text" value="0"/>	0	<input type="text" value="0"/>	0
<u>Hispanic</u>	<input type="text" value="0"/>	<input type="text" value="0"/>	<input type="text" value="0"/>	0	<input type="text" value="0"/>	0
<u>White, non-Hispanic</u>	<input type="text" value="0"/>	<input type="text" value="0"/>	<input type="text" value="0"/>	0	<input type="text" value="0"/>	0
<u>Race and ethnicity unknown</u>	<input type="text" value="0"/>	<input type="text" value="0"/>	<input type="text" value="0"/>	0	<input type="text" value="0"/>	0
Total women	0	0	0	0	0	0

Institution: Missouri University of Science and Technology (178411)

User ID: 29C0011

Part A - Fall Enrollment by race/ethnicity and genderEnrollment as of the institution's official fall reporting date or as of **October 15, 2008**

CIPCODE: 40.0000 -- Physical Sciences

Part-time undergraduate students

Students enrolled for <u>credit</u>	Degree/certificate-seeking			Total	Non-degree/ non-certificate- seeking	Total, part-time undergraduate students
	First-time	Transfer- in	Other degree/certificate- seeking			
Men						
<u>Nonresident alien</u>	<input type="text" value="0"/>	<input type="text" value="0"/>	<input type="text" value="0"/>	0	<input type="text" value="0"/>	0
<u>Black, non-Hispanic</u>	<input type="text" value="0"/>	<input type="text" value="0"/>	<input type="text" value="0"/>	0	<input type="text" value="0"/>	0
<u>American Indian/Alaska Native</u>	<input type="text" value="0"/>	<input type="text" value="0"/>	<input type="text" value="0"/>	0	<input type="text" value="0"/>	0
<u>Asian/Pacific Islander</u>	<input type="text" value="0"/>	<input type="text" value="0"/>	<input type="text" value="0"/>	0	<input type="text" value="0"/>	0
<u>Hispanic</u>	<input type="text" value="0"/>	<input type="text" value="0"/>	<input type="text" value="0"/>	0	<input type="text" value="0"/>	0
<u>White, non-Hispanic</u>	<input type="text" value="1"/>	<input type="text" value="0"/>	<input type="text" value="4"/>	5	<input type="text" value="0"/>	5
<u>Race and ethnicity unknown</u>	<input type="text" value="0"/>	<input type="text" value="0"/>	<input type="text" value="0"/>	0	<input type="text" value="0"/>	0
Total men	1	0	4	5	0	5
Women						
<u>Nonresident alien</u>	<input type="text" value="0"/>	<input type="text" value="0"/>	<input type="text" value="0"/>	0	<input type="text" value="0"/>	0
<u>Black, non-Hispanic</u>	<input type="text" value="0"/>	<input type="text" value="0"/>	<input type="text" value="0"/>	0	<input type="text" value="0"/>	0
<u>American Indian/Alaska Native</u>	<input type="text" value="0"/>	<input type="text" value="0"/>	<input type="text" value="0"/>	0	<input type="text" value="0"/>	0
<u>Asian/Pacific Islander</u>	<input type="text" value="0"/>	<input type="text" value="0"/>	<input type="text" value="0"/>	0	<input type="text" value="0"/>	0
<u>Hispanic</u>	<input type="text" value="0"/>	<input type="text" value="0"/>	<input type="text" value="0"/>	0	<input type="text" value="0"/>	0
<u>White, non-Hispanic</u>	<input type="text" value="0"/>	<input type="text" value="0"/>	<input type="text" value="1"/>	1	<input type="text" value="0"/>	1
<u>Race and ethnicity unknown</u>	<input type="text" value="0"/>	<input type="text" value="0"/>	<input type="text" value="0"/>	0	<input type="text" value="0"/>	0
Total women	0	0	1	1	0	1

Institution: Missouri University of Science and Technology (178411)

User ID: 29C0011

Part A - Fall Enrollment by race/ethnicity and genderEnrollment as of the institution's official fall reporting date or as of **October 15, 2008****CIPCODE: 52.0000 -- Business, Management, Marketing and Related Support Services****Part-time undergraduate students**

Students enrolled for <u>credit</u>	Degree/certificate-seeking			Total	Non-degree/ non-certificate- seeking	Total, part-time undergraduate students
	First-time	Transfer- in	Other degree/certificate- seeking			
Men						
<u>Nonresident alien</u>	<input type="text" value="1"/>	<input type="text" value="0"/>	<input type="text" value="1"/>	2	<input type="text" value="0"/>	2
<u>Black, non-Hispanic</u>	<input type="text" value="0"/>	<input type="text" value="0"/>	<input type="text" value="1"/>	1	<input type="text" value="0"/>	1
<u>American Indian/Alaska Native</u>	<input type="text" value="0"/>	<input type="text" value="0"/>	<input type="text" value="0"/>	0	<input type="text" value="0"/>	0
<u>Asian/Pacific Islander</u>	<input type="text" value="0"/>	<input type="text" value="0"/>	<input type="text" value="0"/>	0	<input type="text" value="0"/>	0
<u>Hispanic</u>	<input type="text" value="0"/>	<input type="text" value="0"/>	<input type="text" value="0"/>	0	<input type="text" value="0"/>	0
<u>White, non-Hispanic</u>	<input type="text" value="0"/>	<input type="text" value="0"/>	<input type="text" value="1"/>	1	<input type="text" value="0"/>	1
<u>Race and ethnicity unknown</u>	<input type="text" value="0"/>	<input type="text" value="0"/>	<input type="text" value="0"/>	0	<input type="text" value="0"/>	0
Total men	1	0	3	4	0	4
Women						
<u>Nonresident alien</u>	<input type="text" value="1"/>	<input type="text" value="0"/>	<input type="text" value="0"/>	1	<input type="text" value="0"/>	1
<u>Black, non-Hispanic</u>	<input type="text" value="0"/>	<input type="text" value="0"/>	<input type="text" value="1"/>	1	<input type="text" value="0"/>	1
<u>American Indian/Alaska Native</u>	<input type="text" value="0"/>	<input type="text" value="0"/>	<input type="text" value="0"/>	0	<input type="text" value="0"/>	0
<u>Asian/Pacific Islander</u>	<input type="text" value="0"/>	<input type="text" value="0"/>	<input type="text" value="0"/>	0	<input type="text" value="0"/>	0
<u>Hispanic</u>	<input type="text" value="0"/>	<input type="text" value="0"/>	<input type="text" value="0"/>	0	<input type="text" value="0"/>	0
<u>White, non-Hispanic</u>	<input type="text" value="0"/>	<input type="text" value="1"/>	<input type="text" value="1"/>	2	<input type="text" value="0"/>	2
<u>Race and ethnicity unknown</u>	<input type="text" value="0"/>	<input type="text" value="0"/>	<input type="text" value="1"/>	1	<input type="text" value="0"/>	1
Total women	1	1	3	5	0	5

Institution: Missouri University of Science and Technology (178411)

User ID: 29C0011

Part A - Fall Enrollment by race/ethnicity and genderEnrollment as of the institution's official fall reporting date or as of October 15, 2008**CIPCODE: 99.0000 -- Summary****When reporting graduates, make sure to include counts for postbaccalaureate professional programs (formerly first-professional)**

Students enrolled for <u>credit</u>	Graduate students	
	Total <u>full-time</u>	Total <u>part-time</u>
Men		
<u>Nonresident alien</u>	320	80
<u>Black, non-Hispanic</u>	23	20
<u>American Indian/Alaska Native</u>	1	2
<u>Asian/Pacific Islander</u>	3	39
<u>Hispanic</u>	5	26
<u>White, non-Hispanic</u>	216	360
<u>Race and ethnicity unknown</u>	14	29
Total men	582	556
Total men prior year	585	491
Women		
<u>Nonresident alien</u>	112	17
<u>Black, non-Hispanic</u>	3	14
<u>American Indian/Alaska Native</u>	0	0
<u>Asian/Pacific Islander</u>	3	15
<u>Hispanic</u>	0	4
<u>White, non-Hispanic</u>	54	85
<u>Race and ethnicity unknown</u>	4	7
Total women	176	142
Total women prior year	183	155

Institution: Missouri University of Science and Technology (178411)

User ID: 29C0011

Part A - Fall Enrollment by race/ethnicity and genderEnrollment as of the institution's official fall reporting date or as of **October 15, 2008**

CIPCODE: 14.0000 -- Engineering

	Graduate students	
Students enrolled for <u>credit</u>	Total <u>full-time</u>	Total <u>part-time</u>
Men		
<u>Nonresident alien</u>	223	53
<u>Black, non-Hispanic</u>	17	19
<u>American Indian/Alaska Native</u>	1	2
<u>Asian/Pacific Islander</u>	2	32
<u>Hispanic</u>	5	25
<u>White, non-Hispanic</u>	169	298
<u>Race and ethnicity unknown</u>	13	23
Total men	430	452
Women		
<u>Nonresident alien</u>	63	9
<u>Black, non-Hispanic</u>	3	13
<u>American Indian/Alaska Native</u>	0	0
<u>Asian/Pacific Islander</u>	2	9
<u>Hispanic</u>	0	3
<u>White, non-Hispanic</u>	33	58
<u>Race and ethnicity unknown</u>	0	4
Total women	101	96

Institution: Missouri University of Science and Technology (178411)

User ID: 29C0011

Part A - Fall Enrollment by race/ethnicity and genderEnrollment as of the institution's official fall reporting date or as of **October 15, 2008**

CIPCODE: 26.0000 -- Biological and Biomedical Sciences

Graduate students

Students enrolled for <u>credit</u>	Total <u>full-time</u>	Total <u>part-time</u>
Men		
<u>Nonresident alien</u>	2	0
<u>Black, non-Hispanic</u>	0	0
<u>American Indian/Alaska Native</u>	0	0
<u>Asian/Pacific Islander</u>	0	0
<u>Hispanic</u>	0	0
<u>White, non-Hispanic</u>	2	2
<u>Race and ethnicity unknown</u>	0	0
Total men	4	2
Women		
<u>Nonresident alien</u>	2	1
<u>Black, non-Hispanic</u>	0	0
<u>American Indian/Alaska Native</u>	0	0
<u>Asian/Pacific Islander</u>	0	0
<u>Hispanic</u>	0	0
<u>White, non-Hispanic</u>	6	0
<u>Race and ethnicity unknown</u>	0	0
Total women	8	1

Institution: Missouri University of Science and Technology (178411)

User ID: 29C0011

Part A - Fall Enrollment by race/ethnicity and genderEnrollment as of the institution's official fall reporting date or as of **October 15, 2008**

CIPCODE: 27.0000 -- Mathematics and Statistics

Graduate students

Students enrolled for <u>credit</u>	Total <u>full-time</u>	Total <u>part-time</u>
Men		
<u>Nonresident alien</u>	<input type="text" value="5"/>	<input type="text" value="0"/>
<u>Black, non-Hispanic</u>	<input type="text" value="0"/>	<input type="text" value="0"/>
<u>American Indian/Alaska Native</u>	<input type="text" value="0"/>	<input type="text" value="0"/>
<u>Asian/Pacific Islander</u>	<input type="text" value="1"/>	<input type="text" value="0"/>
<u>Hispanic</u>	<input type="text" value="0"/>	<input type="text" value="0"/>
<u>White, non-Hispanic</u>	<input type="text" value="6"/>	<input type="text" value="3"/>
<u>Race and ethnicity unknown</u>	<input type="text" value="0"/>	<input type="text" value="0"/>
Total men	12	3
Women		
<u>Nonresident alien</u>	<input type="text" value="4"/>	<input type="text" value="1"/>
<u>Black, non-Hispanic</u>	<input type="text" value="0"/>	<input type="text" value="0"/>
<u>American Indian/Alaska Native</u>	<input type="text" value="0"/>	<input type="text" value="0"/>
<u>Asian/Pacific Islander</u>	<input type="text" value="0"/>	<input type="text" value="0"/>
<u>Hispanic</u>	<input type="text" value="0"/>	<input type="text" value="0"/>
<u>White, non-Hispanic</u>	<input type="text" value="0"/>	<input type="text" value="1"/>
<u>Race and ethnicity unknown</u>	<input type="text" value="1"/>	<input type="text" value="1"/>
Total women	5	3

Institution: Missouri University of Science and Technology (178411)

User ID: 29C0011

Part A - Fall Enrollment by race/ethnicity and genderEnrollment as of the institution's official fall reporting date or as of **October 15, 2008**

CIPCODE: 40.0000 -- Physical Sciences

Students enrolled for <u>credit</u>	<u>Graduate students</u>	
	Total <u>full-time</u>	Total <u>part-time</u>
Men		
<u>Nonresident alien</u>	37	6
<u>Black, non-Hispanic</u>	3	0
<u>American Indian/Alaska Native</u>	0	0
<u>Asian/Pacific Islander</u>	0	1
<u>Hispanic</u>	0	0
<u>White, non-Hispanic</u>	19	9
<u>Race and ethnicity unknown</u>	1	1
Total men	60	17
Women		
<u>Nonresident alien</u>	19	1
<u>Black, non-Hispanic</u>	0	1
<u>American Indian/Alaska Native</u>	0	0
<u>Asian/Pacific Islander</u>	0	1
<u>Hispanic</u>	0	0
<u>White, non-Hispanic</u>	10	7
<u>Race and ethnicity unknown</u>	1	1
Total women	30	11

Institution: Missouri University of Science and Technology (178411)

User ID: 29C0011

Part A - Fall Enrollment by race/ethnicity and genderEnrollment as of the institution's official fall reporting date or as of October 15, 2008

CIPCODE: 52.0000 -- Business, Management, Marketing and Related Support Services

Graduate students

Students enrolled for <u>credit</u>	Total <u>full-time</u>	Total <u>part-time</u>
Men		
<u>Nonresident alien</u>	<input type="text" value="4"/>	<input type="text" value="2"/>
<u>Black, non-Hispanic</u>	<input type="text" value="0"/>	<input type="text" value="0"/>
<u>American Indian/Alaska Native</u>	<input type="text" value="0"/>	<input type="text" value="0"/>
<u>Asian/Pacific Islander</u>	<input type="text" value="0"/>	<input type="text" value="0"/>
<u>Hispanic</u>	<input type="text" value="0"/>	<input type="text" value="0"/>
<u>White, non-Hispanic</u>	<input type="text" value="4"/>	<input type="text" value="3"/>
<u>Race and ethnicity unknown</u>	<input type="text" value="0"/>	<input type="text" value="0"/>
Total men	8	5
Women		
<u>Nonresident alien</u>	<input type="text" value="3"/>	<input type="text" value="0"/>
<u>Black, non-Hispanic</u>	<input type="text" value="0"/>	<input type="text" value="0"/>
<u>American Indian/Alaska Native</u>	<input type="text" value="0"/>	<input type="text" value="0"/>
<u>Asian/Pacific Islander</u>	<input type="text" value="0"/>	<input type="text" value="0"/>
<u>Hispanic</u>	<input type="text" value="0"/>	<input type="text" value="0"/>
<u>White, non-Hispanic</u>	<input type="text" value="3"/>	<input type="text" value="4"/>
<u>Race and ethnicity unknown</u>	<input type="text" value="1"/>	<input type="text" value="0"/>
Total women	7	4

Institution: Missouri University of Science and Technology (178411)

User ID: 29C0011

Part A - Fall Enrollment - Summary by race/ethnicity**Fall enrollment totals****CIPCODE: 99.0000 -- Summary**

Students enrolled for credit	Total full-time students	Total part-time students	Grand total, all students	Prior year
Men				
<u>Nonresident alien</u>	433	92	525	475
<u>Black, non-Hispanic</u>	172	34	206	194
<u>American Indian/Alaska Native</u>	23	2	25	26
<u>Asian/Pacific Islander</u>	100	45	145	146
<u>Hispanic</u>	69	30	99	102
<u>White, non-Hispanic</u>	3,148	603	3,751	3,647
<u>Race and ethnicity unknown</u>	155	43	198	186
Total men	4,100	849	4,949	4,776
Women				
<u>Nonresident alien</u>	130	19	149	144
<u>Black, non-Hispanic</u>	74	19	93	77
<u>American Indian/Alaska Native</u>	8	0	8	7
<u>Asian/Pacific Islander</u>	27	19	46	52
<u>Hispanic</u>	24	9	33	37
<u>White, non-Hispanic</u>	906	133	1,039	1,017
<u>Race and ethnicity unknown</u>	37	13	50	56
Total women	1,206	212	1,418	1,390
Grand Total	5,306	1,061	6,367	

Institution: Missouri University of Science and Technology (178411)

User ID: 29C0011

Part A - Fall Enrollment - Summary by race/ethnicity**Fall enrollment totals****CIPCODE: 14.0000 -- Engineering**

Students enrolled for credit	Total full-time students	Total part-time students	Grand total, all students
Men			
<u>Nonresident alien</u>	308	59	367
<u>Black, non-Hispanic</u>	134	29	163
<u>American Indian/Alaska Native</u>	22	2	24
<u>Asian/Pacific Islander</u>	84	35	119
<u>Hispanic</u>	51	28	79
<u>White, non-Hispanic</u>	2,540	470	3,010
<u>Race and ethnicity unknown</u>	129	32	161
Total men	3,268	655	3,923
Women			
<u>Nonresident alien</u>	75	10	85
<u>Black, non-Hispanic</u>	59	17	76
<u>American Indian/Alaska Native</u>	1	0	1
<u>Asian/Pacific Islander</u>	13	10	23
<u>Hispanic</u>	13	7	20
<u>White, non-Hispanic</u>	592	78	670
<u>Race and ethnicity unknown</u>	23	7	30
Total women	776	129	905
Grand Total	4,044	784	4,828

Institution: Missouri University of Science and Technology (178411)

User ID: 29C0011

Part A - Fall Enrollment - Summary by race/ethnicity**Fall enrollment totals****CIPCODE: 26.0000 -- Biological and Biomedical Sciences**

Students enrolled for credit	Total full-time students	Total part-time students	Grand total, all students
Men			
<u>Nonresident alien</u>	3	0	3
<u>Black, non-Hispanic</u>	2	0	2
<u>American Indian/Alaska Native</u>	0	0	0
<u>Asian/Pacific Islander</u>	2	0	2
<u>Hispanic</u>	4	0	4
<u>White, non-Hispanic</u>	39	4	43
<u>Race and ethnicity unknown</u>	3	1	4
Total men	53	5	58
Women			
<u>Nonresident alien</u>	2	1	3
<u>Black, non-Hispanic</u>	4	0	4
<u>American Indian/Alaska Native</u>	3	0	3
<u>Asian/Pacific Islander</u>	2	1	3
<u>Hispanic</u>	2	0	2
<u>White, non-Hispanic</u>	79	3	82
<u>Race and ethnicity unknown</u>	1	1	2
Total women	93	6	99
Grand Total	146	11	157

Institution: Missouri University of Science and Technology (178411)

User ID: 29C0011

Part A - Fall Enrollment - Summary by race/ethnicity**Fall enrollment totals****CIPCODE: 27.0000 -- Mathematics and Statistics**

Students enrolled for credit	Total full-time students	Total part-time students	Grand total, all students
Men			
<u>Nonresident alien</u>	6	0	6
<u>Black, non-Hispanic</u>	0	0	0
<u>American Indian/Alaska Native</u>	0	0	0
<u>Asian/Pacific Islander</u>	1	0	1
<u>Hispanic</u>	1	0	1
<u>White, non-Hispanic</u>	31	6	37
<u>Race and ethnicity unknown</u>	2	0	2
Total men	41	6	47
Women			
<u>Nonresident alien</u>	4	1	5
<u>Black, non-Hispanic</u>	1	0	1
<u>American Indian/Alaska Native</u>	0	0	0
<u>Asian/Pacific Islander</u>	0	0	0
<u>Hispanic</u>	0	0	0
<u>White, non-Hispanic</u>	14	1	15
<u>Race and ethnicity unknown</u>	1	1	2
Total women	20	3	23
Grand Total	61	9	70

Institution: Missouri University of Science and Technology (178411)

User ID: 29C0011

Part A - Fall Enrollment - Summary by race/ethnicity**Fall enrollment totals****CIPCODE: 40.0000 -- Physical Sciences**

Students enrolled for credit	Total full-time students	Total part-time students	Grand total, all students
Men			
<u>Nonresident alien</u>	40	6	46
<u>Black, non-Hispanic</u>	3	0	3
<u>American Indian/Alaska Native</u>	0	0	0
<u>Asian/Pacific Islander</u>	1	1	2
<u>Hispanic</u>	1	0	1
<u>White, non-Hispanic</u>	109	14	123
<u>Race and ethnicity unknown</u>	3	1	4
Total men	157	22	179
Women			
<u>Nonresident alien</u>	23	1	24
<u>Black, non-Hispanic</u>	2	1	3
<u>American Indian/Alaska Native</u>	0	0	0
<u>Asian/Pacific Islander</u>	2	1	3
<u>Hispanic</u>	2	0	2
<u>White, non-Hispanic</u>	54	8	62
<u>Race and ethnicity unknown</u>	3	1	4
Total women	86	12	98
Grand Total	243	34	277

Institution: Missouri University of Science and Technology (178411)

User ID: 29C0011

Part A - Fall Enrollment - Summary by race/ethnicity**Fall enrollment totals****CIPCODE: 52.0000 -- Business, Management, Marketing and Related Support Services**

Students enrolled for credit	Total full-time students	Total part-time students	Grand total, all students
Men			
<u>Nonresident alien</u>	10	4	14
<u>Black, non-Hispanic</u>	5	1	6
<u>American Indian/Alaska Native</u>	0	0	0
<u>Asian/Pacific Islander</u>	0	0	0
<u>Hispanic</u>	3	0	3
<u>White, non-Hispanic</u>	49	4	53
<u>Race and ethnicity unknown</u>	4	0	4
Total men	71	9	80
Women			
<u>Nonresident alien</u>	4	1	5
<u>Black, non-Hispanic</u>	1	1	2
<u>American Indian/Alaska Native</u>	0	0	0
<u>Asian/Pacific Islander</u>	1	0	1
<u>Hispanic</u>	1	0	1
<u>White, non-Hispanic</u>	45	6	51
<u>Race and ethnicity unknown</u>	3	1	4
Total women	55	9	64
Grand Total	126	18	144

Institution: Missouri University of Science and Technology (178411)

User ID: 29C0011

Part B - Fall Enrollment by age and gender**NOTE: These data are optional this year.****Enrollment as of the institution's official fall reporting date or as of October 15, 2008**

Age	Full-time undergraduate students	
	Men	Women
Under 18	15	6
18-19	1,360	414
20-21	1,225	384
22-24	726	177
25-29	134	33
30-34	28	12
35-39	12	2
40-49	15	2
50-64	2	0
65 and over		
Age unknown/unreported	1	0
Total full-time undergraduate students (from part A)	3,518	1,030

Institution: Missouri University of Science and Technology (178411)

User ID: 29C0011

Part B - Fall Enrollment by age and gender**NOTE: These data are optional this year.****Enrollment as of the institution's official fall reporting date or as of October 15, 2008**

Age	Part-time undergraduate students	
	Men	Women
Under 18	<input type="text" value="4"/>	<input type="text" value="1"/>
18-19	<input type="text" value="25"/>	<input type="text" value="5"/>
20-21	<input type="text" value="98"/>	<input type="text" value="23"/>
22-24	<input type="text" value="113"/>	<input type="text" value="20"/>
25-29	<input type="text" value="28"/>	<input type="text" value="5"/>
30-34	<input type="text" value="13"/>	<input type="text" value="5"/>
35-39	<input type="text" value="3"/>	<input type="text" value="4"/>
40-49	<input type="text" value="7"/>	<input type="text" value="5"/>
50-64	<input type="text" value="2"/>	<input type="text" value="2"/>
65 and over	<input type="text"/>	<input type="text"/>
Age unknown/unreported	0	0
Total part-time undergraduate students (from part A)	293	70

Institution: Missouri University of Science and Technology (178411)

User ID: 29C0011

Part B - Fall Enrollment by age and gender**NOTE: These data are optional this year.****Enrollment as of the institution's official fall reporting date or as of **October 15, 2008****

Age	Full-time graduate students	
	Men	Women
Under 18	<input type="text"/>	<input type="text"/>
18-19	<input type="text"/>	<input type="text"/>
20-21	<input type="text" value="20"/>	<input type="text" value="14"/>
22-24	<input type="text" value="230"/>	<input type="text" value="78"/>
25-29	<input type="text" value="222"/>	<input type="text" value="50"/>
30-34	<input type="text" value="53"/>	<input type="text" value="23"/>
35-39	<input type="text" value="32"/>	<input type="text" value="7"/>
40-49	<input type="text" value="18"/>	<input type="text" value="3"/>
50-64	<input type="text" value="7"/>	<input type="text" value="0"/>
65 and over	<input type="text" value="0"/>	<input type="text" value="1"/>
Age unknown/unreported	0	0
Total full-time graduate students (from part A)	582	176

Institution: Missouri University of Science and Technology (178411)

User ID: 29C0011

Part B - Fall Enrollment by age and gender**NOTE: These data are optional this year.****Enrollment as of the institution's official fall reporting date or as of **October 15, 2008****

Age	Part-time graduate students	
	Men	Women
Under 18	<input type="text"/>	<input type="text"/>
18-19	<input type="text"/>	<input type="text"/>
20-21	<input type="text"/>	<input type="text"/>
22-24	<input type="text" value="76"/>	<input type="text" value="22"/>
25-29	<input type="text" value="172"/>	<input type="text" value="48"/>
30-34	<input type="text" value="102"/>	<input type="text" value="24"/>
35-39	<input type="text" value="57"/>	<input type="text" value="10"/>
40-49	<input type="text" value="86"/>	<input type="text" value="24"/>
50-64	<input type="text" value="62"/>	<input type="text" value="14"/>
65 and over	<input type="text" value="1"/>	<input type="text" value="0"/>
Age unknown/unreported	0	0
Total part-time graduate students (from part A)	556	142

Institution: Missouri University of Science and Technology (178411)


User ID: 29C0011

Part C - Freshmen Question

Do you have any first-time, degree/certificate-seeking undergraduate students who graduated from high school or received their GED within the past 12 months?

- Yes, I have students who graduated high school or received their GED in the past 12 months.
- No, I do not have any students who graduated high school or received their GED in the past 12 months.

You may use the space below to provide context for the data you've reported above.

A large, empty rectangular text box with a thin black border. It features a vertical scrollbar on the right side and a horizontal scrollbar at the bottom, indicating it is a scrollable area for text input.

Institution: Missouri University of Science and Technology (178411)

User ID: 29C0011

Part C - Residence of first-time undergraduate students**NOTE: These data are mandatory this year.****Enrollment as of the institution's official fall reporting date or as of **October 15, 2008****

State of <u>residence</u> when student was first admitted	FIPS Code	Total <u>first-time</u> undergraduate(degree/ certificate-seeking only) (1)	Those who graduated from high school OR received a GED in the past 12 months (2)
Alabama	01	<input type="text" value="1"/>	<input type="text" value="1"/>
Alaska	02	<input type="text" value="1"/>	<input type="text" value="1"/>
Arizona	04	<input type="text"/>	<input type="text"/>
Arkansas	05	<input type="text" value="10"/>	<input type="text" value="10"/>
California	06	<input type="text" value="1"/>	<input type="text" value="1"/>
Colorado	08	<input type="text" value="3"/>	<input type="text" value="3"/>
Connecticut	09	<input type="text"/>	<input type="text"/>
Delaware	10	<input type="text"/>	<input type="text"/>
District of Columbia	11	<input type="text"/>	<input type="text"/>
Florida	12	<input type="text" value="2"/>	<input type="text" value="1"/>
Georgia	13	<input type="text" value="2"/>	<input type="text" value="2"/>
Hawaii	15	<input type="text"/>	<input type="text"/>
Idaho	16	<input type="text" value="1"/>	<input type="text" value="1"/>
Illinois	17	<input type="text" value="90"/>	<input type="text" value="90"/>
Indiana	18	<input type="text" value="4"/>	<input type="text" value="4"/>
Iowa	19	<input type="text" value="5"/>	<input type="text" value="5"/>
Kansas	20	<input type="text" value="18"/>	<input type="text" value="18"/>
Kentucky	21	<input type="text" value="3"/>	<input type="text" value="3"/>
Louisiana	22	<input type="text" value="1"/>	<input type="text" value="1"/>
Maine	23	<input type="text"/>	<input type="text"/>

Institution: Missouri University of Science and Technology (178411)

User ID: 29C0011

Part C - Residence of first-time undergraduate students**NOTE: These data are mandatory this year.****Enrollment as of the institution's official fall reporting date or as of **October 15, 2008****

State of <u>residence</u> when student was first admitted	FIPS Code	Total <u>first-time</u> undergraduate (degree/ certificate-seeking only) (1)	Those who graduated from high school OR received a GED in the past 12 months (2)
Maryland	24	<input type="text" value="2"/>	<input type="text" value="2"/>
Massachusetts	25	<input type="text" value="3"/>	<input type="text" value="3"/>
Michigan	26	<input type="text" value="2"/>	<input type="text" value="2"/>
Minnesota	27	<input type="text" value="2"/>	<input type="text" value="2"/>
Mississippi	28	<input type="text" value="2"/>	<input type="text" value="2"/>
Missouri	29	<input type="text" value="819"/>	<input type="text" value="813"/>
Montana	30	<input type="text"/>	<input type="text"/>
Nebraska	31	<input type="text" value="7"/>	<input type="text" value="7"/>
Nevada	32	<input type="text" value="1"/>	<input type="text" value="1"/>
New Hampshire	33	<input type="text" value="1"/>	<input type="text" value="1"/>
New Jersey	34	<input type="text"/>	<input type="text"/>
New Mexico	35	<input type="text" value="1"/>	<input type="text" value="1"/>
New York	36	<input type="text" value="1"/>	<input type="text" value="1"/>
North Carolina	37	<input type="text" value="3"/>	<input type="text" value="3"/>
North Dakota	38	<input type="text" value="1"/>	<input type="text" value="1"/>
Ohio	39	<input type="text" value="3"/>	<input type="text" value="3"/>
Oklahoma	40	<input type="text" value="5"/>	<input type="text" value="5"/>
Oregon	41	<input type="text"/>	<input type="text"/>
Pennsylvania	42	<input type="text" value="1"/>	<input type="text" value="1"/>
Rhode Island	44	<input type="text"/>	<input type="text"/>

Institution: Missouri University of Science and Technology (178411)

User ID: 29C0011

Part C - Residence of first-time undergraduate students**NOTE: These data are mandatory this year.****Enrollment as of the institution's official fall reporting date or as of **October 15, 2008****

State of <u>residence</u> when student was first admitted	FIPS Code	Total <u>first-time</u> undergraduate (degree/certificate-seeking only) (1)	Those who graduated from high school OR received a GED in the past 12 months (2)
South Carolina	45	<input type="text"/>	<input type="text"/>
South Dakota	46	<input type="text"/>	<input type="text"/>
Tennessee	47	<input type="text" value="5"/>	<input type="text" value="4"/>
Texas	48	<input type="text" value="18"/>	<input type="text" value="18"/>
Utah	49	<input type="text"/>	<input type="text"/>
Vermont	50	<input type="text"/>	<input type="text"/>
Virginia	51	<input type="text"/>	<input type="text"/>
Washington	53	<input type="text"/>	<input type="text"/>
West Virginia	54	<input type="text"/>	<input type="text"/>
Wisconsin	55	<input type="text" value="3"/>	<input type="text" value="3"/>
Wyoming	56	<input type="text"/>	<input type="text"/>
<u>State Unknown</u>	57	<input type="text"/>	<input type="text"/>
American Samoa	60	<input type="text"/>	<input type="text"/>
Federated States of Micronesia	64	<input type="text"/>	<input type="text"/>
Guam	66	<input type="text"/>	<input type="text"/>
Marshall Islands	68	<input type="text"/>	<input type="text"/>
Northern Marianas	69	<input type="text"/>	<input type="text"/>
Palau	70	<input type="text"/>	<input type="text"/>
Puerto Rico	72	<input type="text"/>	<input type="text"/>
Virgin Islands	78	<input type="text"/>	<input type="text"/>
Foreign Countries	90	<input type="text" value="23"/>	<input type="text" value="6"/>
Residence unknown/unreported	98	0	
Total first-time undergraduate students (FT+PT from part A)		1,045	1,020

Institution: Missouri University of Science and Technology (178411)

User ID: 29C0011

Part D - Total Entering Class**Total Entering Class - Fall 2008**

Number of full-time first-time degree/certificate-seeking undergraduates
(your fall cohort reported in Part A) 1,038

Total entering students at undergraduate level, Fall 2008

Note: This number should include first-time (both part-time and full-time) students, students transferring to the institution, and non-degree/certificate-seeking undergraduates entering in Fall 2008.

1,341

Percentage of entering class represented by your GRS cohort 77

Part E - Retention Rates

Retention rates will be automatically calculated based on information provided by the institution.

Data to be entered by the institution:*

- Full- and part-time BACHELOR'S cohorts from Fall 2007 (include only FIRST-TIME bachelor's students);
- Exclusions from each of these cohorts (see below for allowed exclusions); and
- Number of students from these cohorts who are *still enrolled* as of Fall 2008 (include students that re-enrolled and students with continuous enrollment).

Use your institution's official fall reporting date or October 15 when counting students. The student status (full- or part-time) should be based on the fall 2007 status, even if this has changed by fall 2008 (e.g., if a student has gone from part-time to full-time, report them as part of the part-time cohort). For institutions that use a full-year cohort: Use the 3 month period of August 1 through October 31 to define the retention cohort.

*Report full-time and part-time *separately* in their appropriate boxes.

In the Exclusions boxes (for both full- and part-time), report the number of students who left the institution for any of the following reasons:

- Died or were totally and permanently disabled;
- Serve in the armed forces (including those called to active duty);
- Serve with a foreign aid service of the Federal Government (e.g., Peace Corps); or
- Serve on official church missions.

The system will subtract these from the cohort prior to calculating the retention rate. **Do not** include students who transferred into the institution as part of your fall cohort.

Retention rates (for both full- and part-time) will be computed by the system and will appear in the 2nd column after clicking **Save**.

	Retention Rates	
Full-Time Fall 2007 Cohort	<input type="text" value="1,028"/>	
Full-Time <u>Exclusions</u>	<input type="text" value="1"/>	
Full-Time Adjusted Fall 2007 Cohort	1,027	
Full-Time Students from Fall 2007 Still Enrolled as of Fall 2008	<input type="text" value="888"/>	86 %
Part-Time Fall 2007 Cohort	<input type="text" value="13"/>	
Part-Time <u>Exclusions</u>	<input type="text" value="0"/>	
Part-Time Adjusted Fall 2007 Cohort	13	
Part-Time Students from Fall 2007 Still Enrolled as of Fall 2008	<input type="text" value="4"/>	31 %

You may use the space below to provide context for the data you've reported above.

Institution: Missouri University of Science and Technology (178411)

User ID: 29C0011

Part F - Student-to-Faculty Ratio

Please provide the following Fall 2008 data. These data will be used to calculate a student-to-faculty (i.e., student-to-instructional staff) ratio for display on College Navigator. (Note: Logic in this item is the same as item I-2 from the Common Data Set data collection.)

Students, Fall 2008

1	Total full-time students	5,306
	Of these, the number enrolled in graduate or professional programs such as medicine, law, veterinary, dentistry, social work, or public health, in which faculty teach virtually only graduate-level students	<input type="text" value="0"/>
3	Total full-time students not in graduate or professional programs in which faculty teach virtually only graduate-level students (Line 1 - 2)	5,306
4	Total part-time students	1,061
	Of these, the number enrolled in graduate or professional programs such as medicine, law, veterinary, dentistry, social work, or public health, in which faculty teach virtually only graduate-level students	<input type="text" value="0"/>
6	Total part-time students not in graduate or professional programs in which faculty teach virtually only graduate-level students (Line 4 - 5)	1,061
7	Full-time equivalent of part-time students not in graduate or professional programs in which faculty teach virtually only graduate-level students (Line 6 * 1/3)	354
8	Total full-time equivalent students not in graduate or professional programs in which faculty teach virtually only graduate-level students (Line 3 + 7)	5,660

Instructional staff, Fall 2008

9	Number of full-time instructional staff (as reported on EAP, full-time, non-medical, Line 1 Total + Line 2 Total)	346
	Of these, the number teaching in graduate or professional programs such as law, veterinary, dentistry, social work, public health, or medicine, in which faculty teach virtually only graduate-level students	<input type="text" value="0"/>
11	Total full-time instructional staff not teaching in graduate or professional programs in which faculty teach virtually only graduate-level students (Line 9 - 10)	346
12	Number of part-time instructional staff (as reported on EAP, part-time, non-medical, Line 1 Total + Line 2 Total [Note: this calculated Total does not include graduate assistants])	76
	Of these, the number teaching in graduate or professional programs such as law, veterinary, dentistry, social work, public health, or medicine, in which faculty teach virtually only graduate-level students	<input type="text" value="0"/>
14	Total part-time instructional staff not teaching in graduate or professional programs in which faculty teach virtually only graduate-level students (Line 12 - 13)	76
15	Full-time equivalent of part-time instructional staff not teaching in graduate or professional programs in which faculty teach virtually only graduate-level students (Line 14 * 1/3)	25
16	Total full-time equivalent instructional staff not teaching in graduate or professional programs in which faculty teach virtually only graduate-level students (Line 11 + 15)	371
17	Student-to-faculty ratio (Line 8/16)	15 to 1

You may use the space below to provide context for the data you've reported above. These context notes will be posted on the College Navigator website.



Institution: Missouri University of Science and Technology (178411)

User ID: 29C0011

Explanation Report

There are no explanations for selected survey and institution

Print Form(s)

Go Back