

Fall Enrollment 2012-13
-------------------------

Institution: University of Missouri-Kansas City (178402)

User ID: 29C0011

**Overview**

<b>Fall Enrollment Overview</b>
---------------------------------

<p>The Fall Enrollment component collects student enrollment counts by level of student, enrollment status, gender and race/ethnicity. In addition, first-time student retention rates and the student-to-faculty ratio are collected. Every other year data on residence of first-time undergraduates is required and in opposite years, enrollment by student age is required to be reported.</p>
-----------------------------------------------------------------------------------------------------------------------------------------------------------------------------------------------------------------------------------------------------------------------------------------------------------------------------------------------------------------------------------------------------

<p>Institutions operating on a traditional academic year calendar (semester, trimester, quarter, or 4-1-4) report Fall enrollment as of the institution's official fall reporting date or October 15. Institutions operating on a calendar that differs by program or that enrolls students on a continuous basis (referred to as program reporters) report Fall enrollment as students enrolled any time during the period August 1 and October 31.</p>
----------------------------------------------------------------------------------------------------------------------------------------------------------------------------------------------------------------------------------------------------------------------------------------------------------------------------------------------------------------------------------------------------------------------------------------------------------

**Data Reporting Reminders:**

- |                                                                                                                                                                                                                                                                                                                                                                                                                                                                                                 |
|-------------------------------------------------------------------------------------------------------------------------------------------------------------------------------------------------------------------------------------------------------------------------------------------------------------------------------------------------------------------------------------------------------------------------------------------------------------------------------------------------|
| <ul style="list-style-type: none"> <li>• Institutions must continue to report using the new race/ethnicity categories.</li> <li>• Institutions must continue to use the new postbaccalaureate degree categories (eliminating the first-professional category and reclassifying those programs). All postbaccalaureate students are to be reported as graduate students for enrollment purposes, including any doctor's-professional practice students (formerly first-professional).</li> </ul> |
| <ul style="list-style-type: none"> <li>• Part B, Enrollment of students by age, is <b>optional</b> this year.</li> <li>• Part C, Residence of first-time degree/certificate-seeking undergraduates, is <b>required</b> this year.</li> </ul>                                                                                                                                                                                                                                                    |

**Resources:**

<p>To download the survey materials for this component: <a href="#">Survey Materials</a></p>
----------------------------------------------------------------------------------------------

<p>To access your prior year data submission for this component: <a href="#">Reported Data</a></p>
----------------------------------------------------------------------------------------------------

<p>If you have questions about completing this survey, please contact the <b>IPEDS Help Desk at 1-877-225-2568</b>.</p>
-------------------------------------------------------------------------------------------------------------------------

Institution: University of Missouri-Kansas City (178402)

User ID: 29C0011

**Part B Selection**

**Completion of Part B (Enrollment of Students by Age) is optional this year.**

**Do you wish to complete Part B this year?**

**If you select 'Yes', you will see Part B and be expected to complete the screens.**

**If you select 'No', you will skip Part B.**

<input checked="" type="radio"/>	Yes, I will complete Part B
<input type="radio"/>	No, I will not complete Part B

Institution: University of Missouri-Kansas City (178402)

User ID: 29C0011

**Fall Enrollment - CIPCODE Selection**

Indicate which of the following fields of study are offered by your institution. Students are to be reported by their major field of study for the categories listed below. Fields for which enrollment was reported for Fall 2010 have already been checked; please make sure all listed fields that are offered by your institution are checked.

Undergraduate and graduate fields	
<input checked="" type="checkbox"/>	13.0000 -- Education
<input checked="" type="checkbox"/>	14.0000 -- Engineering
<input checked="" type="checkbox"/>	26.0000 -- Biological and Biomedical Sciences
<input checked="" type="checkbox"/>	27.0000 -- Mathematics
<input checked="" type="checkbox"/>	40.0000 -- Physical Sciences
<input checked="" type="checkbox"/>	52.0000 -- Business, Management, Marketing, and Related Support Services
Graduate-only fields	
<input checked="" type="checkbox"/>	22.0101 -- Law (LL.B., J.D.)
<input checked="" type="checkbox"/>	51.0401 -- Dentistry (D.D.S., D.M.D.)
<input checked="" type="checkbox"/>	51.1201 -- Medicine (M.D.)
<input type="checkbox"/>	None of the above

You may use the space below to provide context for the data you've reported above.

Institution: University of Missouri-Kansas City (178402)

User ID: 29C0011

**Part A - Fall Enrollment for Full-Time Undergraduate Students**Enrollment as of the institution's official fall reporting date or as of October 15, 2012**Full-time Undergraduate Students****Race/Ethnicity Reporting Reminder:**

- Report Hispanic/Latino individuals of any race as Hispanic/Latino
- Report race for non-Hispanic/Latino individuals only

Enrolled for <u>credit</u>	<u>Degree/certificate-seeking</u>				Non-degree/ non- certificate- seeking	Total, full-time undergraduate students
	<u>First-time</u>	<u>Transfer- in</u>	Continuing	Total degree/certificate- seeking		
<b>Men</b>						
<u>Nonresident alien</u>	31	17	156	204	54	258
<u>Hispanic/Latino</u>	26	31	125	182	0	182
<u>American Indian or Alaska Native</u>	0	3	5	8	0	8
<u>Asian</u>	39	32	141	212	2	214
<u>Black or African American</u>	66	59	206	331	0	331
<u>Native Hawaiian or Other Pacific Islander</u>	1	0	5	6	0	6
<u>White</u>	238	282	1,185	1,705	4	1,709
Two or more races	22	11	26	59	0	59
<u>Race and ethnicity unknown</u>	17	23	154	194	1	195
<b>Total men</b>	440	458	2,003	2,901	61	2,962
Total men prior year	<b>405</b>	<b>478</b>	<b>1,980</b>	<b>2,863</b>	<b>47</b>	<b>2,910</b>
<b>Women</b>						
<u>Nonresident alien</u>	11	12	65	88	36	124
<u>Hispanic/Latino</u>	50	44	146	240	0	240
<u>American Indian or Alaska Native</u>	2	5	12	19	0	19
<u>Asian</u>	53	28	160	241	1	242
<u>Black or African American</u>	163	100	475	738	1	739
<u>Native Hawaiian or Other Pacific Islander</u>	0	1	4	5	0	5
<u>White</u>	317	379	1,544	2,240	3	2,243
Two or more races	43	24	49	116	0	116
<u>Race and ethnicity unknown</u>	22	32	150	204	0	204
<b>Total women</b>	661	625	2,605	3,891	41	3,932
Total women prior year	<b>707</b>	<b>606</b>	<b>2,587</b>	<b>3,900</b>	<b>40</b>	<b>3,940</b>

<b>Grand total (men+women)</b>	1,101	1,083	4,608	6,792	102	6,894
Grand total (men+women) prior year	<b>1,112</b>	<b>1,084</b>	<b>4,567</b>	<b>6,763</b>	<b>87</b>	<b>6,850</b>

Institution: University of Missouri-Kansas City (178402)

User ID: 29C0011

**Part A - Fall Enrollment by race/ethnicity and gender**Enrollment as of the institution's official fall reporting date or as of October 15, 2012

CIPCODE: 13.0000 -- Education

**Full-time undergraduate students**

- Report Hispanic/Latino individuals of any race as Hispanic/Latino
- Report race for non-Hispanic/Latino individuals only

Students enrolled for <u>credit</u>	<u>Degree/certificate-seeking</u>				Non-degree/ non-certificate- seeking	Total, full-time undergraduate students
	<u>First-time</u>	<u>Transfer- in</u>	<u>Continuing</u>	<u>Total</u>		
<b>Men</b>						
<u>Nonresident alien</u>	0	0	0	0	0	0
<u>Hispanic/Latino</u>	0	1	4	5	0	5
<u>American Indian or Alaska Native</u>	0	1	0	1	0	1
<u>Asian</u>	0	1	1	2	0	2
<u>Black or African American</u>	3	5	13	21	0	21
<u>Native Hawaiian or Other Pacific Islander</u>	0	0	0	0	0	0
<u>White</u>	5	13	86	104	0	104
Two or more races	0	0	2	2	0	2
<u>Race and ethnicity unknown</u>	0	6	6	12	0	12
<b>Total men</b>	8	27	112	147	0	147
<b>Women</b>						
<u>Nonresident alien</u>	0	0	1	1	0	1
<u>Hispanic/Latino</u>	2	5	17	24	0	24
<u>American Indian or Alaska Native</u>	1	1	1	3	0	3
<u>Asian</u>	0	1	5	6	0	6
<u>Black or African American</u>	7	6	44	57	0	57
<u>Native Hawaiian or Other Pacific Islander</u>	0	0	1	1	0	1
<u>White</u>	22	41	167	230	0	230
Two or more races	3	3	2	8	0	8
<u>Race and ethnicity unknown</u>	2	1	13	16	0	16
<b>Total women</b>	37	58	251	346	0	346
Grand total (men+women)	45	85	363	493	0	493
Grand total (men+women) 2010-11	<b>58</b>	<b>103</b>	<b>419</b>	<b>580</b>		<b>580</b>

Institution: University of Missouri-Kansas City (178402)

User ID: 29C0011

**Part A - Fall Enrollment by race/ethnicity and gender**Enrollment as of the institution's official fall reporting date or as of October 15, 2012

CIPCODE: 14.0000 -- Engineering

**Full-time undergraduate students**

- Report Hispanic/Latino individuals of any race as Hispanic/Latino
- Report race for non-Hispanic/Latino individuals only

Students enrolled for <u>credit</u>	<u>Degree/certificate-seeking</u>				Non-degree/ non-certificate- seeking	Total, full-time undergraduate students
	<u>First-time</u>	<u>Transfer- in</u>	<u>Continuing</u>	<u>Total</u>		
<b>Men</b>						
<u>Nonresident alien</u>	8	2	41	51	0	51
<u>Hispanic/Latino</u>	2	4	15	21	0	21
<u>American Indian or Alaska Native</u>	0	0	0	0	0	0
<u>Asian</u>	1	3	14	18	0	18
<u>Black or African American</u>	2	3	12	17	0	17
<u>Native Hawaiian or Other Pacific Islander</u>	0	0	3	3	0	3
<u>White</u>	26	27	126	179	0	179
Two or more races	2	1	3	6	0	6
<u>Race and ethnicity unknown</u>	1	0	25	26	0	26
<b>Total men</b>	42	40	239	321	0	321
<b>Women</b>						
<u>Nonresident alien</u>	1	0	3	4	0	4
<u>Hispanic/Latino</u>	0	0	2	2	0	2
<u>American Indian or Alaska Native</u>	0	0	1	1	0	1
<u>Asian</u>	1	0	2	3	0	3
<u>Black or African American</u>	0	0	3	3	0	3
<u>Native Hawaiian or Other Pacific Islander</u>	0	0	0	0	0	0
<u>White</u>	1	3	16	20	0	20
Two or more races	1	0	0	1	0	1
<u>Race and ethnicity unknown</u>	0	0	2	2	0	2
<b>Total women</b>	4	3	29	36	0	36
Grand total (men+women)	46	43	268	357	0	357
Grand total (men+women) 2010-11	42	34	220	296		296

Institution: University of Missouri-Kansas City (178402)

User ID: 29C0011

**Part A - Fall Enrollment by race/ethnicity and gender**Enrollment as of the institution's official fall reporting date or as of October 15, 2012

CIPCODE: 26.0000 -- Biological and Biomedical Sciences

**Full-time undergraduate students**

- Report Hispanic/Latino individuals of any race as Hispanic/Latino
- Report race for non-Hispanic/Latino individuals only

Students enrolled for <u>credit</u>	<u>Degree/certificate-seeking</u>				Non-degree/ non-certificate- seeking	Total, full-time undergraduate students
	<u>First-time</u>	<u>Transfer- in</u>	<u>Continuing</u>	<u>Total</u>		
<b>Men</b>						
<u>Nonresident alien</u>	2	0	5	7	0	7
<u>Hispanic/Latino</u>	3	1	7	11	0	11
<u>American Indian or Alaska Native</u>	0	0	0	0	0	0
<u>Asian</u>	4	4	12	20	0	20
<u>Black or African American</u>	7	3	11	21	0	21
<u>Native Hawaiian or Other Pacific Islander</u>	0	0	0	0	0	0
<u>White</u>	17	18	57	92	0	92
Two or more races	0	0	2	2	0	2
<u>Race and ethnicity unknown</u>	1	0	8	9	0	9
<b>Total men</b>	34	26	102	162	0	162
<b>Women</b>						
<u>Nonresident alien</u>	2	0	7	9	0	9
<u>Hispanic/Latino</u>	3	0	9	12	0	12
<u>American Indian or Alaska Native</u>	0	0	0	0	0	0
<u>Asian</u>	9	2	19	30	0	30
<u>Black or African American</u>	16	4	20	40	0	40
<u>Native Hawaiian or Other Pacific Islander</u>	0	0	0	0	0	0
<u>White</u>	38	22	86	146	1	147
Two or more races	5	1	2	8	0	8
<u>Race and ethnicity unknown</u>	5	2	8	15	0	15
<b>Total women</b>	78	31	151	260	1	261
Grand total (men+women)	112	57	253	422	1	423
Grand total (men+women) 2010-11	<b>103</b>	<b>55</b>	<b>221</b>	<b>379</b>	<b>2</b>	<b>381</b>



Institution: University of Missouri-Kansas City (178402)

User ID: 29C0011

**Part A - Fall Enrollment by race/ethnicity and gender**Enrollment as of the institution's official fall reporting date or as of October 15, 2012

CIPCODE: 27.0000 -- Mathematics and Statistics

**Full-time undergraduate students**

- Report Hispanic/Latino individuals of any race as Hispanic/Latino
- Report race for non-Hispanic/Latino individuals only

Students enrolled for <u>credit</u>	<u>Degree/certificate-seeking</u>				Non-degree/ non-certificate- seeking	Total, full-time undergraduate students
	<u>First-time</u>	<u>Transfer- in</u>	<u>Continuing</u>	<u>Total</u>		
<b>Men</b>						
<u>Nonresident alien</u>	<input type="text" value="0"/>	<input type="text" value="0"/>	<input type="text" value="0"/>	0	<input type="text" value="0"/>	0
<u>Hispanic/Latino</u>	<input type="text" value="0"/>	<input type="text" value="0"/>	<input type="text" value="1"/>	1	<input type="text" value="0"/>	1
<u>American Indian or Alaska Native</u>	<input type="text" value="0"/>	<input type="text" value="0"/>	<input type="text" value="0"/>	0	<input type="text" value="0"/>	0
<u>Asian</u>	<input type="text" value="0"/>	<input type="text" value="1"/>	<input type="text" value="0"/>	1	<input type="text" value="0"/>	1
<u>Black or African American</u>	<input type="text" value="1"/>	<input type="text" value="0"/>	<input type="text" value="2"/>	3	<input type="text" value="0"/>	3
<u>Native Hawaiian or Other Pacific Islander</u>	<input type="text" value="0"/>	<input type="text" value="0"/>	<input type="text" value="0"/>	0	<input type="text" value="0"/>	0
<u>White</u>	<input type="text" value="1"/>	<input type="text" value="3"/>	<input type="text" value="11"/>	15	<input type="text" value="0"/>	15
Two or more races	<input type="text" value="0"/>	<input type="text" value="0"/>	<input type="text" value="0"/>	0	<input type="text" value="0"/>	0
<u>Race/ethnicity unknown</u>	<input type="text" value="0"/>	<input type="text" value="0"/>	<input type="text" value="1"/>	1	<input type="text" value="0"/>	1
<b>Total men</b>	2	4	15	21	0	21
<b>Women</b>						
<u>Nonresident alien</u>	<input type="text" value="0"/>	<input type="text" value="0"/>	<input type="text" value="0"/>	0	<input type="text" value="0"/>	0
<u>Hispanic/Latino</u>	<input type="text" value="0"/>	<input type="text" value="0"/>	<input type="text" value="0"/>	0	<input type="text" value="0"/>	0
<u>American Indian or Alaska Native</u>	<input type="text" value="0"/>	<input type="text" value="0"/>	<input type="text" value="0"/>	0	<input type="text" value="0"/>	0
<u>Asian</u>	<input type="text" value="0"/>	<input type="text" value="1"/>	<input type="text" value="0"/>	1	<input type="text" value="0"/>	1
<u>Black or African American</u>	<input type="text" value="0"/>	<input type="text" value="0"/>	<input type="text" value="3"/>	3	<input type="text" value="0"/>	3
<u>Native Hawaiian or Other Pacific Islander</u>	<input type="text" value="0"/>	<input type="text" value="0"/>	<input type="text" value="0"/>	0	<input type="text" value="0"/>	0
<u>White</u>	<input type="text" value="0"/>	<input type="text" value="0"/>	<input type="text" value="5"/>	5	<input type="text" value="0"/>	5
Two or more races	<input type="text" value="1"/>	<input type="text" value="0"/>	<input type="text" value="0"/>	1	<input type="text" value="0"/>	1
<u>Race/ethnicity unknown</u>	<input type="text" value="0"/>	<input type="text" value="0"/>	<input type="text" value="0"/>	0	<input type="text" value="0"/>	0
<b>Total women</b>	1	1	8	10	0	10
Grand total (men+women)	3	5	23	31	0	31
Grand total (men+women) 2010-11	<b>3</b>	<b>11</b>	<b>30</b>	<b>44</b>		<b>44</b>

Institution: University of Missouri-Kansas City (178402)

User ID: 29C0011

**Part A - Fall Enrollment by race/ethnicity and gender**Enrollment as of the institution's official fall reporting date or as of October 15, 2012

CIPCODE: 40.0000 -- Physical Sciences

**Full-time undergraduate students**

- Report Hispanic/Latino individuals of any race as Hispanic/Latino
- Report race for non-Hispanic/Latino individuals only

Students enrolled for <u>credit</u>	<u>Degree/certificate-seeking</u>				Non-degree/ non-certificate- seeking	Total, full-time undergraduate students
	<u>First-time</u>	<u>Transfer- in</u>	<u>Continuing</u>	<u>Total</u>		
<b>Men</b>						
<u>Nonresident alien</u>	<input type="text" value="1"/>	<input type="text" value="0"/>	<input type="text" value="2"/>	3	<input type="text" value="0"/>	3
<u>Hispanic/Latino</u>	<input type="text" value="0"/>	<input type="text" value="1"/>	<input type="text" value="7"/>	8	<input type="text" value="0"/>	8
<u>American Indian or Alaska Native</u>	<input type="text" value="0"/>	<input type="text" value="0"/>	<input type="text" value="0"/>	0	<input type="text" value="0"/>	0
<u>Asian</u>	<input type="text" value="1"/>	<input type="text" value="2"/>	<input type="text" value="20"/>	23	<input type="text" value="0"/>	23
<u>Black or African American</u>	<input type="text" value="1"/>	<input type="text" value="3"/>	<input type="text" value="7"/>	11	<input type="text" value="0"/>	11
<u>Native Hawaiian or Other Pacific Islander</u>	<input type="text" value="0"/>	<input type="text" value="0"/>	<input type="text" value="0"/>	0	<input type="text" value="0"/>	0
<u>White</u>	<input type="text" value="8"/>	<input type="text" value="11"/>	<input type="text" value="74"/>	93	<input type="text" value="0"/>	93
Two or more races	<input type="text" value="0"/>	<input type="text" value="0"/>	<input type="text" value="2"/>	2	<input type="text" value="0"/>	2
<u>Race/ethnicity unknown</u>	<input type="text" value="2"/>	<input type="text" value="1"/>	<input type="text" value="6"/>	9	<input type="text" value="0"/>	9
<b>Total men</b>	13	18	118	149	0	149
<b>Women</b>						
<u>Nonresident alien</u>	<input type="text" value="0"/>	<input type="text" value="0"/>	<input type="text" value="5"/>	5	<input type="text" value="0"/>	5
<u>Hispanic/Latino</u>	<input type="text" value="0"/>	<input type="text" value="0"/>	<input type="text" value="3"/>	3	<input type="text" value="0"/>	3
<u>American Indian or Alaska Native</u>	<input type="text" value="0"/>	<input type="text" value="0"/>	<input type="text" value="2"/>	2	<input type="text" value="0"/>	2
<u>Asian</u>	<input type="text" value="2"/>	<input type="text" value="1"/>	<input type="text" value="28"/>	31	<input type="text" value="0"/>	31
<u>Black or African American</u>	<input type="text" value="7"/>	<input type="text" value="3"/>	<input type="text" value="17"/>	27	<input type="text" value="0"/>	27
<u>Native Hawaiian or Other Pacific Islander</u>	<input type="text" value="0"/>	<input type="text" value="0"/>	<input type="text" value="0"/>	0	<input type="text" value="0"/>	0
<u>White</u>	<input type="text" value="7"/>	<input type="text" value="7"/>	<input type="text" value="78"/>	92	<input type="text" value="0"/>	92
Two or more races	<input type="text" value="2"/>	<input type="text" value="0"/>	<input type="text" value="2"/>	4	<input type="text" value="0"/>	4
<u>Race/ethnicity unknown</u>	<input type="text" value="0"/>	<input type="text" value="0"/>	<input type="text" value="8"/>	8	<input type="text" value="0"/>	8
<b>Total women</b>	18	11	143	172	0	172
Grand total (men+women)	31	29	261	321	0	321
Grand total (men+women) 2010-11	<b>18</b>	<b>30</b>	<b>182</b>	<b>230</b>		<b>230</b>

Institution: University of Missouri-Kansas City (178402)

User ID: 29C0011

**Part A - Fall Enrollment by race/ethnicity and gender**Enrollment as of the institution's official fall reporting date or as of October 15, 2012

CIPCODE: 52.0000 -- Business, Management, Marketing and Related Support Services

**Full-time undergraduate students**

- Report Hispanic/Latino individuals of any race as Hispanic/Latino
- Report race for non-Hispanic/Latino individuals only

Students enrolled for <u>credit</u>	<u>Degree/certificate-seeking</u>				Non-degree/ non-certificate- seeking	Total, full-time undergraduate students
	<u>First-time</u>	<u>Transfer- in</u>	<u>Continuing</u>	<u>Total</u>		
<b>Men</b>						
<u>Nonresident alien</u>	13	6	72	91	2	93
<u>Hispanic/Latino</u>	4	5	23	32	0	32
<u>American Indian or Alaska Native</u>	0	1	0	1	0	1
<u>Asian</u>	3	10	21	34	0	34
<u>Black or African American</u>	8	7	30	45	0	45
<u>Native Hawaiian or Other Pacific Islander</u>	0	0	1	1	0	1
<u>White</u>	31	37	212	280	0	280
Two or more races	2	1	3	6	0	6
<u>Race/ethnicity unknown</u>	0	3	27	30	0	30
<b>Total men</b>	61	70	389	520	2	522
<b>Women</b>						
<u>Nonresident alien</u>	4	6	26	36	2	38
<u>Hispanic/Latino</u>	4	4	11	19	0	19
<u>American Indian or Alaska Native</u>	0	0	1	1	0	1
<u>Asian</u>	0	6	15	21	0	21
<u>Black or African American</u>	13	12	52	77	0	77
<u>Native Hawaiian or Other Pacific Islander</u>	0	0	1	1	0	1
<u>White</u>	19	40	159	218	0	218
Two or more races	5	1	4	10	0	10
<u>Race/ethnicity unknown</u>	1	5	21	27	0	27
<b>Total women</b>	46	74	290	410	2	412
Grand total (men+women)	107	144	679	930	4	934
Grand total (men+women) 2010-11	<b>96</b>	<b>150</b>	<b>563</b>	<b>809</b>	<b>3</b>	<b>812</b>

Institution: University of Missouri-Kansas City (178402)

User ID: 29C0011

**Part A - Fall Enrollment for Part-time Undergraduate Students**Enrollment as of the institution's official fall reporting date or as of October 15, 2012**Part-time Undergraduate Students****Race/Ethnicity Reporting Reminder:**

- Report Hispanic/Latino individuals of any race as Hispanic/Latino
- Report race for non-Hispanic/Latino individuals only

Enrolled for <u>credit</u>	<u>Degree/certificate-seeking</u>				Non-degree/ non- certificate- seeking	Total, part-time undergraduate students
	<u>First-time</u>	<u>Transfer- in</u>	Continuing	Total degree/certificate- seeking		
<b>Men</b>						
<u>Nonresident alien</u>	1	1	5	7	6	13
<u>Hispanic/Latino</u>	1	14	32	47	31	78
<u>American Indian or Alaska Native</u>	0	0	2	2	3	5
<u>Asian</u>	2	6	31	39	13	52
<u>Black or African American</u>	3	17	78	98	26	124
<u>Native Hawaiian or Other Pacific Islander</u>	0	1	1	2	1	3
<u>White</u>	6	99	318	423	618	1,041
Two or more races	0	4	5	9	24	33
<u>Race and ethnicity unknown</u>	1	11	47	59	47	106
<b>Total men</b>	14	153	519	686	769	1,455
Total men prior year	17	153	578	748	598	1,346
<b>Women</b>						
<u>Nonresident alien</u>	0	0	6	6	10	16
<u>Hispanic/Latino</u>	0	10	42	52	62	114
<u>American Indian or Alaska Native</u>	0	1	5	6	8	14
<u>Asian</u>	0	10	29	39	24	63
<u>Black or African American</u>	5	46	178	229	83	312
<u>Native Hawaiian or Other Pacific Islander</u>	0	1	2	3	3	6
<u>White</u>	5	146	401	552	974	1,526
Two or more races	0	6	9	15	51	66
<u>Race and ethnicity unknown</u>	0	15	52	67	81	148
<b>Total women</b>	10	235	724	969	1,296	2,265
Total women prior year	30	225	693	948	978	1,926

<b>Grand total (men+women)</b>	24	388	1,243	1,655	2,065	3,720
Grand total (men+women) prior year	<b>47</b>	<b>378</b>	<b>1,271</b>	<b>1,696</b>	<b>1,576</b>	<b>3,272</b>

Institution: University of Missouri-Kansas City (178402)

User ID: 29C0011

**Part A - Fall Enrollment by race/ethnicity and gender**Enrollment as of the institution's official fall reporting date or as of October 15, 2012

CIPCODE: 13.0000 -- Education

**Part-time undergraduate students**

- Report Hispanic/Latino individuals of any race as Hispanic/Latino
- Report race for non-Hispanic/Latino individuals only

Students enrolled for <u>credit</u>	<u>Degree/certificate-seeking</u>				Non-degree/ non-certificate- seeking	Total, part-time undergraduate students
	<u>First-time</u>	<u>Transfer- in</u>	<u>Continuing</u>	<u>Total</u>		
<b>Men</b>						
<u>Nonresident alien</u>	<input type="text" value="0"/>	<input type="text" value="0"/>	<input type="text" value="0"/>	0	<input type="text" value="0"/>	0
<u>Hispanic/Latino</u>	<input type="text" value="0"/>	<input type="text" value="1"/>	<input type="text" value="0"/>	1	<input type="text" value="0"/>	1
<u>American Indian or Alaska Native</u>	<input type="text" value="0"/>	<input type="text" value="0"/>	<input type="text" value="0"/>	0	<input type="text" value="0"/>	0
<u>Asian</u>	<input type="text" value="0"/>	<input type="text" value="1"/>	<input type="text" value="0"/>	1	<input type="text" value="0"/>	1
<u>Black or African American</u>	<input type="text" value="0"/>	<input type="text" value="0"/>	<input type="text" value="5"/>	5	<input type="text" value="0"/>	5
<u>Native Hawaiian or Other Pacific Islander</u>	<input type="text" value="0"/>	<input type="text" value="0"/>	<input type="text" value="0"/>	0	<input type="text" value="0"/>	0
<u>White</u>	<input type="text" value="0"/>	<input type="text" value="7"/>	<input type="text" value="15"/>	22	<input type="text" value="0"/>	22
Two or more races	<input type="text" value="0"/>	<input type="text" value="1"/>	<input type="text" value="0"/>	1	<input type="text" value="0"/>	1
<u>Race/ethnicity unknown</u>	<input type="text" value="0"/>	<input type="text" value="0"/>	<input type="text" value="0"/>	0	<input type="text" value="0"/>	0
<b>Total men</b>	0	10	20	30	0	30
<b>Women</b>						
<u>Nonresident alien</u>	<input type="text" value="0"/>	<input type="text" value="0"/>	<input type="text" value="0"/>	0	<input type="text" value="0"/>	0
<u>Hispanic/Latino</u>	<input type="text" value="0"/>	<input type="text" value="0"/>	<input type="text" value="2"/>	2	<input type="text" value="0"/>	2
<u>American Indian or Alaska Native</u>	<input type="text" value="0"/>	<input type="text" value="0"/>	<input type="text" value="1"/>	1	<input type="text" value="0"/>	1
<u>Asian</u>	<input type="text" value="0"/>	<input type="text" value="0"/>	<input type="text" value="1"/>	1	<input type="text" value="0"/>	1
<u>Black or African American</u>	<input type="text" value="0"/>	<input type="text" value="8"/>	<input type="text" value="13"/>	21	<input type="text" value="0"/>	21
<u>Native Hawaiian or Other Pacific Islander</u>	<input type="text" value="0"/>	<input type="text" value="0"/>	<input type="text" value="0"/>	0	<input type="text" value="0"/>	0
<u>White</u>	<input type="text" value="0"/>	<input type="text" value="10"/>	<input type="text" value="29"/>	39	<input type="text" value="5"/>	44
Two or more races	<input type="text" value="0"/>	<input type="text" value="0"/>	<input type="text" value="1"/>	1	<input type="text" value="0"/>	1
<u>Race/ethnicity unknown</u>	<input type="text" value="0"/>	<input type="text" value="3"/>	<input type="text" value="6"/>	9	<input type="text" value="0"/>	9
<b>Total women</b>	0	21	53	74	5	79
<b>Grand total (men+women)</b>	0	31	73	104	5	109
Grand total (men+women) 2010-11	<b>3</b>	<b>30</b>	<b>84</b>	<b>117</b>	<b>2</b>	<b>119</b>

Institution: University of Missouri-Kansas City (178402)

User ID: 29C0011

**Part A - Fall Enrollment by race/ethnicity and gender**Enrollment as of the institution's official fall reporting date or as of October 15, 2012

CIPCODE: 14.0000 -- Engineering

**Part-time undergraduate students**

- Report Hispanic/Latino individuals of any race as Hispanic/Latino
- Report race for non-Hispanic/Latino individuals only

Students enrolled for <u>credit</u>	<u>Degree/certificate-seeking</u>				Non-degree/ non-certificate- seeking	Total, part-time undergraduate students
	<u>First-time</u>	<u>Transfer- in</u>	Continuing	Total		
<b>Men</b>						
<u>Nonresident alien</u>	<input type="text" value="0"/>	<input type="text" value="0"/>	<input type="text" value="1"/>	1	<input type="text" value="0"/>	1
<u>Hispanic/Latino</u>	<input type="text" value="1"/>	<input type="text" value="4"/>	<input type="text" value="2"/>	7	<input type="text" value="0"/>	7
<u>American Indian or Alaska Native</u>	<input type="text" value="0"/>	<input type="text" value="0"/>	<input type="text" value="0"/>	0	<input type="text" value="0"/>	0
<u>Asian</u>	<input type="text" value="0"/>	<input type="text" value="1"/>	<input type="text" value="2"/>	3	<input type="text" value="0"/>	3
<u>Black or African American</u>	<input type="text" value="1"/>	<input type="text" value="3"/>	<input type="text" value="7"/>	11	<input type="text" value="0"/>	11
<u>Native Hawaiian or Other Pacific Islander</u>	<input type="text" value="0"/>	<input type="text" value="0"/>	<input type="text" value="0"/>	0	<input type="text" value="0"/>	0
<u>White</u>	<input type="text" value="1"/>	<input type="text" value="9"/>	<input type="text" value="35"/>	45	<input type="text" value="0"/>	45
Two or more races	<input type="text" value="0"/>	<input type="text" value="0"/>	<input type="text" value="0"/>	0	<input type="text" value="0"/>	0
<u>Race and ethnicity unknown</u>	<input type="text" value="0"/>	<input type="text" value="0"/>	<input type="text" value="8"/>	8	<input type="text" value="0"/>	8
<b>Total men</b>	3	17	55	75	0	75
<b>Women</b>						
<u>Nonresident alien</u>	<input type="text" value="0"/>	<input type="text" value="0"/>	<input type="text" value="0"/>	0	<input type="text" value="0"/>	0
<u>Hispanic/Latino</u>	<input type="text" value="0"/>	<input type="text" value="0"/>	<input type="text" value="0"/>	0	<input type="text" value="0"/>	0
<u>American Indian or Alaska Native</u>	<input type="text" value="0"/>	<input type="text" value="0"/>	<input type="text" value="0"/>	0	<input type="text" value="0"/>	0
<u>Asian</u>	<input type="text" value="0"/>	<input type="text" value="0"/>	<input type="text" value="0"/>	0	<input type="text" value="0"/>	0
<u>Black or African American</u>	<input type="text" value="0"/>	<input type="text" value="0"/>	<input type="text" value="1"/>	1	<input type="text" value="0"/>	1
<u>Native Hawaiian or Other Pacific Islander</u>	<input type="text" value="0"/>	<input type="text" value="0"/>	<input type="text" value="0"/>	0	<input type="text" value="0"/>	0
<u>White</u>	<input type="text" value="0"/>	<input type="text" value="0"/>	<input type="text" value="2"/>	2	<input type="text" value="0"/>	2
Two or more races	<input type="text" value="0"/>	<input type="text" value="0"/>	<input type="text" value="0"/>	0	<input type="text" value="0"/>	0
<u>Race and ethnicity unknown</u>	<input type="text" value="0"/>	<input type="text" value="0"/>	<input type="text" value="0"/>	0	<input type="text" value="0"/>	0
<b>Total women</b>	0	0	3	3	0	3
<b>Grand total (men+women)</b>	3	17	58	78	0	78
Grand total (men+women) 2010-11		<b>13</b>	<b>39</b>	<b>52</b>		<b>52</b>

Institution: University of Missouri-Kansas City (178402)

User ID: 29C0011

**Part A - Fall Enrollment by race/ethnicity and gender**Enrollment as of the institution's official fall reporting date or as of October 15, 2012

CIPCODE: 26.0000 -- Biological and Biomedical Sciences

**Part-time undergraduate students**

- Report Hispanic/Latino individuals of any race as Hispanic/Latino
- Report race for non-Hispanic/Latino individuals only

Students enrolled for <u>credit</u>	<u>Degree/certificate-seeking</u>				Non-degree/ non-certificate- seeking	Total, part-time undergraduate students
	<u>First-time</u>	<u>Transfer- in</u>	<u>Continuing</u>	<u>Total</u>		
<b>Men</b>						
<u>Nonresident alien</u>	<input type="text" value="0"/>	<input type="text" value="0"/>	<input type="text" value="0"/>	0	<input type="text" value="0"/>	0
<u>Hispanic/Latino</u>	<input type="text" value="0"/>	<input type="text" value="0"/>	<input type="text" value="1"/>	1	<input type="text" value="0"/>	1
<u>American Indian or Alaska Native</u>	<input type="text" value="0"/>	<input type="text" value="0"/>	<input type="text" value="0"/>	0	<input type="text" value="0"/>	0
<u>Asian</u>	<input type="text" value="0"/>	<input type="text" value="0"/>	<input type="text" value="0"/>	0	<input type="text" value="2"/>	2
<u>Black or African American</u>	<input type="text" value="0"/>	<input type="text" value="0"/>	<input type="text" value="0"/>	0	<input type="text" value="1"/>	1
<u>Native Hawaiian or Other Pacific Islander</u>	<input type="text" value="0"/>	<input type="text" value="0"/>	<input type="text" value="0"/>	0	<input type="text" value="0"/>	0
<u>White</u>	<input type="text" value="2"/>	<input type="text" value="3"/>	<input type="text" value="14"/>	19	<input type="text" value="11"/>	30
Two or more races	<input type="text" value="0"/>	<input type="text" value="1"/>	<input type="text" value="0"/>	1	<input type="text" value="0"/>	1
<u>Race and ethnicity unknown</u>	<input type="text" value="0"/>	<input type="text" value="1"/>	<input type="text" value="4"/>	5	<input type="text" value="2"/>	7
<b>Total men</b>	2	5	19	26	16	42
<b>Women</b>						
<u>Nonresident alien</u>	<input type="text" value="0"/>	<input type="text" value="0"/>	<input type="text" value="0"/>	0	<input type="text" value="1"/>	1
<u>Hispanic/Latino</u>	<input type="text" value="0"/>	<input type="text" value="0"/>	<input type="text" value="1"/>	1	<input type="text" value="0"/>	1
<u>American Indian or Alaska Native</u>	<input type="text" value="0"/>	<input type="text" value="0"/>	<input type="text" value="0"/>	0	<input type="text" value="0"/>	0
<u>Asian</u>	<input type="text" value="0"/>	<input type="text" value="1"/>	<input type="text" value="3"/>	4	<input type="text" value="0"/>	4
<u>Black or African American</u>	<input type="text" value="0"/>	<input type="text" value="1"/>	<input type="text" value="3"/>	4	<input type="text" value="4"/>	8
<u>Native Hawaiian or Other Pacific Islander</u>	<input type="text" value="0"/>	<input type="text" value="0"/>	<input type="text" value="0"/>	0	<input type="text" value="0"/>	0
<u>White</u>	<input type="text" value="0"/>	<input type="text" value="8"/>	<input type="text" value="20"/>	28	<input type="text" value="7"/>	35
Two or more races	<input type="text" value="0"/>	<input type="text" value="0"/>	<input type="text" value="0"/>	0	<input type="text" value="0"/>	0
<u>Race and ethnicity unknown</u>	<input type="text" value="0"/>	<input type="text" value="1"/>	<input type="text" value="1"/>	2	<input type="text" value="1"/>	3
<b>Total women</b>	0	11	28	39	13	52
<b>Grand total (men+women)</b>	2	16	47	65	29	94
Grand total (men+women) 2010-11	4	17	46	67	8	75



Institution: University of Missouri-Kansas City (178402)

User ID: 29C0011

**Part A - Fall Enrollment by race/ethnicity and gender**Enrollment as of the institution's official fall reporting date or as of October 15, 2012

CIPCODE: 27.0000 -- Mathematics and Statistics

**Part-time undergraduate students**

- Report Hispanic/Latino individuals of any race as Hispanic/Latino
- Report race for non-Hispanic/Latino individuals only

Students enrolled for <u>credit</u>	<u>Degree/certificate-seeking</u>				Non-degree/ non-certificate- seeking	Total, part-time undergraduate students
	<u>First-time</u>	<u>Transfer- in</u>	Continuing	Total		
<b>Men</b>						
<u>Nonresident alien</u>	<input type="text" value="0"/>	<input type="text" value="0"/>	<input type="text" value="1"/>	1	<input type="text" value="0"/>	1
<u>Hispanic/Latino</u>	<input type="text" value="0"/>	<input type="text" value="0"/>	<input type="text" value="0"/>	0	<input type="text" value="0"/>	0
<u>American Indian or Alaska Native</u>	<input type="text" value="0"/>	<input type="text" value="0"/>	<input type="text" value="0"/>	0	<input type="text" value="0"/>	0
<u>Asian</u>	<input type="text" value="0"/>	<input type="text" value="0"/>	<input type="text" value="0"/>	0	<input type="text" value="0"/>	0
<u>Black or African American</u>	<input type="text" value="0"/>	<input type="text" value="0"/>	<input type="text" value="0"/>	0	<input type="text" value="0"/>	0
<u>Native Hawaiian or Other Pacific Islander</u>	<input type="text" value="0"/>	<input type="text" value="0"/>	<input type="text" value="0"/>	0	<input type="text" value="0"/>	0
<u>White</u>	<input type="text" value="0"/>	<input type="text" value="1"/>	<input type="text" value="9"/>	10	<input type="text" value="0"/>	10
Two or more races	<input type="text" value="0"/>	<input type="text" value="0"/>	<input type="text" value="0"/>	0	<input type="text" value="0"/>	0
<u>Race/ethnicity unknown</u>	<input type="text" value="0"/>	<input type="text" value="0"/>	<input type="text" value="0"/>	0	<input type="text" value="0"/>	0
<b>Total men</b>	0	1	10	11	0	11
<b>Women</b>						
<u>Nonresident alien</u>	<input type="text" value="0"/>	<input type="text" value="0"/>	<input type="text" value="0"/>	0	<input type="text" value="0"/>	0
<u>Hispanic/Latino</u>	<input type="text" value="0"/>	<input type="text" value="0"/>	<input type="text" value="1"/>	1	<input type="text" value="0"/>	1
<u>American Indian or Alaska Native</u>	<input type="text" value="0"/>	<input type="text" value="0"/>	<input type="text" value="0"/>	0	<input type="text" value="0"/>	0
<u>Asian</u>	<input type="text" value="0"/>	<input type="text" value="0"/>	<input type="text" value="0"/>	0	<input type="text" value="0"/>	0
<u>Black or African American</u>	<input type="text" value="0"/>	<input type="text" value="0"/>	<input type="text" value="1"/>	1	<input type="text" value="0"/>	1
<u>Native Hawaiian or Other Pacific Islander</u>	<input type="text" value="0"/>	<input type="text" value="0"/>	<input type="text" value="0"/>	0	<input type="text" value="0"/>	0
<u>White</u>	<input type="text" value="0"/>	<input type="text" value="0"/>	<input type="text" value="1"/>	1	<input type="text" value="0"/>	1
Two or more races	<input type="text" value="0"/>	<input type="text" value="0"/>	<input type="text" value="0"/>	0	<input type="text" value="0"/>	0
<u>Race/ethnicity unknown</u>	<input type="text" value="0"/>	<input type="text" value="0"/>	<input type="text" value="0"/>	0	<input type="text" value="0"/>	0
<b>Total women</b>	0	0	3	3	0	3
<b>Grand total (men+women)</b>	0	1	13	14	0	14
Grand total (men+women) 2010-11		<b>5</b>	<b>12</b>	<b>17</b>		<b>17</b>

Institution: University of Missouri-Kansas City (178402)

User ID: 29C0011

**Part A - Fall Enrollment by race/ethnicity and gender**Enrollment as of the institution's official fall reporting date or as of October 15, 2012

CIPCODE: 40.0000 -- Physical Sciences

**Part-time undergraduate students**

- Report Hispanic/Latino individuals of any race as Hispanic/Latino
- Report race for non-Hispanic/Latino individuals only

Students enrolled for <u>credit</u>	<u>Degree/certificate-seeking</u>				Non-degree/ non-certificate- seeking	Total, part-time undergraduate students
	<u>First-time</u>	<u>Transfer- in</u>	Continuing	Total		
<b>Men</b>						
<u>Nonresident alien</u>	<input type="text" value="0"/>	<input type="text" value="0"/>	<input type="text" value="0"/>	0	<input type="text" value="0"/>	0
<u>Hispanic/Latino</u>	<input type="text" value="0"/>	<input type="text" value="0"/>	<input type="text" value="0"/>	0	<input type="text" value="0"/>	0
<u>American Indian or Alaska Native</u>	<input type="text" value="0"/>	<input type="text" value="0"/>	<input type="text" value="0"/>	0	<input type="text" value="0"/>	0
<u>Asian</u>	<input type="text" value="0"/>	<input type="text" value="0"/>	<input type="text" value="1"/>	1	<input type="text" value="0"/>	1
<u>Black or African American</u>	<input type="text" value="0"/>	<input type="text" value="1"/>	<input type="text" value="1"/>	2	<input type="text" value="0"/>	2
<u>Native Hawaiian or Other Pacific Islander</u>	<input type="text" value="0"/>	<input type="text" value="0"/>	<input type="text" value="0"/>	0	<input type="text" value="0"/>	0
<u>White</u>	<input type="text" value="0"/>	<input type="text" value="8"/>	<input type="text" value="19"/>	27	<input type="text" value="0"/>	27
Two or more races	<input type="text" value="0"/>	<input type="text" value="0"/>	<input type="text" value="0"/>	0	<input type="text" value="0"/>	0
<u>Race and ethnicity unknown</u>	<input type="text" value="0"/>	<input type="text" value="0"/>	<input type="text" value="3"/>	3	<input type="text" value="0"/>	3
<b>Total men</b>	0	9	24	33	0	33
<b>Women</b>						
<u>Nonresident alien</u>	<input type="text" value="0"/>	<input type="text" value="0"/>	<input type="text" value="0"/>	0	<input type="text" value="0"/>	0
<u>Hispanic/Latino</u>	<input type="text" value="0"/>	<input type="text" value="0"/>	<input type="text" value="1"/>	1	<input type="text" value="0"/>	1
<u>American Indian or Alaska Native</u>	<input type="text" value="0"/>	<input type="text" value="0"/>	<input type="text" value="0"/>	0	<input type="text" value="0"/>	0
<u>Asian</u>	<input type="text" value="0"/>	<input type="text" value="0"/>	<input type="text" value="2"/>	2	<input type="text" value="0"/>	2
<u>Black or African American</u>	<input type="text" value="0"/>	<input type="text" value="0"/>	<input type="text" value="5"/>	5	<input type="text" value="0"/>	5
<u>Native Hawaiian or Other Pacific Islander</u>	<input type="text" value="0"/>	<input type="text" value="0"/>	<input type="text" value="0"/>	0	<input type="text" value="0"/>	0
<u>White</u>	<input type="text" value="0"/>	<input type="text" value="1"/>	<input type="text" value="7"/>	8	<input type="text" value="0"/>	8
Two or more races	<input type="text" value="0"/>	<input type="text" value="0"/>	<input type="text" value="0"/>	0	<input type="text" value="0"/>	0
<u>Race and ethnicity unknown</u>	<input type="text" value="0"/>	<input type="text" value="1"/>	<input type="text" value="1"/>	2	<input type="text" value="0"/>	2
<b>Total women</b>	0	2	16	18	0	18
<b>Grand total (men+women)</b>	0	11	40	51	0	51
Grand total (men+women) 2010-11		<b>9</b>	<b>33</b>	<b>42</b>		<b>42</b>

Institution: University of Missouri-Kansas City (178402)

User ID: 29C0011

**Part A - Fall Enrollment by race/ethnicity and gender**Enrollment as of the institution's official fall reporting date or as of October 15, 2012

CIPCODE: 52.0000 -- Business, Management, Marketing and Related Support Services

**Part-time undergraduate students**

- Report Hispanic/Latino individuals of any race as Hispanic/Latino
- Report race for non-Hispanic/Latino individuals only

Students enrolled for <u>credit</u>	<u>Degree/certificate-seeking</u>				Non-degree/ non-certificate- seeking	Total, part-time undergraduate students
	<u>First-time</u>	<u>Transfer- in</u>	<u>Continuing</u>	<u>Total</u>		
<b>Men</b>						
<u>Nonresident alien</u>	<input type="text" value="0"/>	<input type="text" value="1"/>	<input type="text" value="2"/>	3	<input type="text" value="0"/>	3
<u>Hispanic/Latino</u>	<input type="text" value="0"/>	<input type="text" value="1"/>	<input type="text" value="8"/>	9	<input type="text" value="0"/>	9
<u>American Indian or Alaska Native</u>	<input type="text" value="0"/>	<input type="text" value="0"/>	<input type="text" value="1"/>	1	<input type="text" value="0"/>	1
<u>Asian</u>	<input type="text" value="0"/>	<input type="text" value="0"/>	<input type="text" value="4"/>	4	<input type="text" value="0"/>	4
<u>Black or African American</u>	<input type="text" value="0"/>	<input type="text" value="3"/>	<input type="text" value="15"/>	18	<input type="text" value="0"/>	18
<u>Native Hawaiian or Other Pacific Islander</u>	<input type="text" value="0"/>	<input type="text" value="0"/>	<input type="text" value="0"/>	0	<input type="text" value="0"/>	0
<u>White</u>	<input type="text" value="1"/>	<input type="text" value="13"/>	<input type="text" value="41"/>	55	<input type="text" value="1"/>	56
Two or more races	<input type="text" value="0"/>	<input type="text" value="0"/>	<input type="text" value="0"/>	0	<input type="text" value="0"/>	0
<u>Race and ethnicity unknown</u>	<input type="text" value="0"/>	<input type="text" value="2"/>	<input type="text" value="6"/>	8	<input type="text" value="1"/>	9
<b>Total men</b>	1	20	77	98	2	100
<b>Women</b>						
<u>Nonresident alien</u>	<input type="text" value="0"/>	<input type="text" value="0"/>	<input type="text" value="1"/>	1	<input type="text" value="0"/>	1
<u>Hispanic/Latino</u>	<input type="text" value="0"/>	<input type="text" value="1"/>	<input type="text" value="7"/>	8	<input type="text" value="0"/>	8
<u>American Indian or Alaska Native</u>	<input type="text" value="0"/>	<input type="text" value="0"/>	<input type="text" value="1"/>	1	<input type="text" value="0"/>	1
<u>Asian</u>	<input type="text" value="0"/>	<input type="text" value="2"/>	<input type="text" value="7"/>	9	<input type="text" value="0"/>	9
<u>Black or African American</u>	<input type="text" value="1"/>	<input type="text" value="6"/>	<input type="text" value="22"/>	29	<input type="text" value="0"/>	29
<u>Native Hawaiian or Other Pacific Islander</u>	<input type="text" value="0"/>	<input type="text" value="0"/>	<input type="text" value="0"/>	0	<input type="text" value="0"/>	0
<u>White</u>	<input type="text" value="0"/>	<input type="text" value="10"/>	<input type="text" value="44"/>	54	<input type="text" value="1"/>	55
Two or more races	<input type="text" value="0"/>	<input type="text" value="0"/>	<input type="text" value="3"/>	3	<input type="text" value="0"/>	3
<u>Race and ethnicity unknown</u>	<input type="text" value="0"/>	<input type="text" value="0"/>	<input type="text" value="10"/>	10	<input type="text" value="0"/>	10
<b>Total women</b>	1	19	95	115	1	116
<b>Grand total (men+women)</b>	2	39	172	213	3	216
Grand total (men+women) 2010-11	<b>1</b>	<b>38</b>	<b>98</b>	<b>137</b>	<b>12</b>	<b>149</b>

Institution: University of Missouri-Kansas City (178402)

User ID: 29C0011

**Part A - Fall Enrollment for Graduate Students**Enrollment as of the institution's official fall reporting date or as of October 15, 2012**Graduate Students****Race/Ethnicity Reporting Reminder:**

- Report Hispanic/Latino individuals of any race as Hispanic/Latino
- Report race for non-Hispanic/Latino individuals only

**Graduate Student Reporting Reminder:**

- Report all postbaccalaureate degree and certificate students as graduate students, including any doctor's-professional practice students (formerly first-professional)

Enrolled for <u>credit</u>	Total <u>full-time</u>	Total <u>part-time</u>	Total graduate students
<b>Men</b>			
<u>Nonresident alien</u>	140	177	317
<u>Hispanic/Latino</u>	46	22	68
<u>American Indian or Alaska Native</u>	3	1	4
<u>Asian</u>	120	26	146
<u>Black or African American</u>	57	68	125
<u>Native Hawaiian or Other Pacific Islander</u>	0	2	2
<u>White</u>	928	571	1,499
Two or more races	11	7	18
<u>Race and ethnicity unknown</u>	108	89	197
<b>Total men</b>	1,413	963	2,376
Total men prior year	<b>1,434</b>	<b>964</b>	<b>2,398</b>
<b>Women</b>			
<u>Nonresident alien</u>	115	103	218
<u>Hispanic/Latino</u>	49	45	94
<u>American Indian or Alaska Native</u>	7	4	11
<u>Asian</u>	184	29	213
<u>Black or African American</u>	95	118	213
<u>Native Hawaiian or Other Pacific Islander</u>	2	0	2
<u>White</u>	938	1,066	2,004
Two or more races	16	11	27
<u>Race and ethnicity unknown</u>	96	122	218
<b>Total women</b>	1,502	1,498	3,000
Total women prior year	<b>1,461</b>	<b>1,492</b>	<b>2,953</b>
<b>Grand total (men+women)</b>	2,915	2,461	5,376
Grand total (men+women) prior year	<b>2,895</b>	<b>2,456</b>	<b>5,351</b>



Institution: University of Missouri-Kansas City (178402)

User ID: 29C0011

**Part A - Fall Enrollment by race/ethnicity and gender**Enrollment as of the institution's official fall reporting date or as of October 15, 2012

CIPCODE: 13.0000 -- Education

**Graduate students**

- Report Hispanic/Latino individuals of any race as Hispanic/Latino
- Report race for non-Hispanic/Latino individuals only

Students enrolled for <u>credit</u>	Total <u>full-time</u>	Total <u>part-time</u>	Total graduate students
<b>Men</b>			
<u>Nonresident alien</u>	<input type="text" value="2"/>	<input type="text" value="3"/>	5
<u>Hispanic/Latino</u>	<input type="text" value="2"/>	<input type="text" value="6"/>	8
<u>American Indian or Alaska Native</u>	<input type="text" value="0"/>	<input type="text" value="0"/>	0
<u>Asian</u>	<input type="text" value="1"/>	<input type="text" value="3"/>	4
<u>Black or African American</u>	<input type="text" value="7"/>	<input type="text" value="22"/>	29
<u>Native Hawaiian or Other Pacific Islander</u>	<input type="text" value="0"/>	<input type="text" value="0"/>	0
<u>White</u>	<input type="text" value="46"/>	<input type="text" value="71"/>	117
Two or more races	<input type="text" value="0"/>	<input type="text" value="1"/>	1
<u>Race and ethnicity unknown</u>	<input type="text" value="4"/>	<input type="text" value="12"/>	16
<b>Total men</b>	62	118	180
<b>Women</b>			
<u>Nonresident alien</u>	<input type="text" value="6"/>	<input type="text" value="2"/>	8
<u>Hispanic/Latino</u>	<input type="text" value="7"/>	<input type="text" value="11"/>	18
<u>American Indian or Alaska Native</u>	<input type="text" value="0"/>	<input type="text" value="0"/>	0
<u>Asian</u>	<input type="text" value="4"/>	<input type="text" value="3"/>	7
<u>Black or African American</u>	<input type="text" value="18"/>	<input type="text" value="46"/>	64
<u>Native Hawaiian or Other Pacific Islander</u>	<input type="text" value="0"/>	<input type="text" value="0"/>	0
<u>White</u>	<input type="text" value="95"/>	<input type="text" value="265"/>	360
Two or more races	<input type="text" value="2"/>	<input type="text" value="1"/>	3
<u>Race and ethnicity unknown</u>	<input type="text" value="10"/>	<input type="text" value="31"/>	41
<b>Total women</b>	142	359	501
<b>Grand total (men+women)</b>	204	477	681
Grand total (men+women) 2010-11	<b>181</b>	<b>535</b>	<b>716</b>

Institution: University of Missouri-Kansas City (178402)

User ID: 29C0011

**Part A - Fall Enrollment by race/ethnicity and gender**Enrollment as of the institution's official fall reporting date or as of October 15, 2012

CIPCODE: 14.0000 -- Engineering

**Graduate students**

- Report Hispanic/Latino individuals of any race as Hispanic/Latino
- Report race for non-Hispanic/Latino individuals only

Students enrolled for <u>credit</u>	Total <u>full-time</u>	Total <u>part-time</u>	Total graduate students
<b>Men</b>			
<u>Nonresident alien</u>	49	34	83
<u>Hispanic/Latino</u>	0	3	3
<u>American Indian or Alaska Native</u>	0	0	0
<u>Asian</u>	1	1	2
<u>Black or African American</u>	3	4	7
<u>Native Hawaiian or Other Pacific Islander</u>	0	0	0
<u>White</u>	6	32	38
Two or more races	0	1	1
<u>Race and ethnicity unknown</u>	0	10	10
<b>Total men</b>	59	85	144
<b>Women</b>			
<u>Nonresident alien</u>	15	12	27
<u>Hispanic/Latino</u>	0	1	1
<u>American Indian or Alaska Native</u>	0	0	0
<u>Asian</u>	0	0	0
<u>Black or African American</u>	0	0	0
<u>Native Hawaiian or Other Pacific Islander</u>	0	0	0
<u>White</u>	1	8	9
Two or more races	0	0	0
<u>Race and ethnicity unknown</u>	0	0	0
<b>Total women</b>	16	21	37
<b>Grand total (men+women)</b>	75	106	181
Grand total (men+women) 2010-11	<b>91</b>	<b>122</b>	<b>213</b>

Institution: University of Missouri-Kansas City (178402)

User ID: 29C0011

**Part A - Fall Enrollment by race/ethnicity and gender**Enrollment as of the institution's official fall reporting date or as of October 15, 2012

CIPCODE: 26.0000 -- Biological and Biomedical Sciences

**Graduate students**

- Report Hispanic/Latino individuals of any race as Hispanic/Latino
- Report race for non-Hispanic/Latino individuals only

Students enrolled for <u>credit</u>	Total <u>full-time</u>	Total <u>part-time</u>	Total graduate students
<b>Men</b>			
<u>Nonresident alien</u>	<input type="text" value="1"/>	<input type="text" value="1"/>	2
<u>Hispanic/Latino</u>	<input type="text" value="1"/>	<input type="text" value="0"/>	1
<u>American Indian or Alaska Native</u>	<input type="text" value="0"/>	<input type="text" value="0"/>	0
<u>Asian</u>	<input type="text" value="0"/>	<input type="text" value="0"/>	0
<u>Black or African American</u>	<input type="text" value="0"/>	<input type="text" value="1"/>	1
<u>Native Hawaiian or Other Pacific Islander</u>	<input type="text" value="0"/>	<input type="text" value="0"/>	0
<u>White</u>	<input type="text" value="13"/>	<input type="text" value="9"/>	22
Two or more races	<input type="text" value="0"/>	<input type="text" value="0"/>	0
<u>Race and ethnicity unknown</u>	<input type="text" value="2"/>	<input type="text" value="3"/>	5
<b>Total men</b>	17	14	31
<b>Women</b>			
<u>Nonresident alien</u>	<input type="text" value="6"/>	<input type="text" value="0"/>	6
<u>Hispanic/Latino</u>	<input type="text" value="2"/>	<input type="text" value="1"/>	3
<u>American Indian or Alaska Native</u>	<input type="text" value="0"/>	<input type="text" value="0"/>	0
<u>Asian</u>	<input type="text" value="1"/>	<input type="text" value="2"/>	3
<u>Black or African American</u>	<input type="text" value="1"/>	<input type="text" value="1"/>	2
<u>Native Hawaiian or Other Pacific Islander</u>	<input type="text" value="0"/>	<input type="text" value="0"/>	0
<u>White</u>	<input type="text" value="11"/>	<input type="text" value="22"/>	33
Two or more races	<input type="text" value="0"/>	<input type="text" value="0"/>	0
<u>Race and ethnicity unknown</u>	<input type="text" value="1"/>	<input type="text" value="4"/>	5
<b>Total women</b>	22	30	52
<b>Grand total (men+women)</b>	39	44	83
Grand total (men+women) 2010-11	<b>26</b>	<b>38</b>	<b>64</b>



Institution: University of Missouri-Kansas City (178402)

User ID: 29C0011

**Part A - Fall Enrollment by race/ethnicity and gender**Enrollment as of the institution's official fall reporting date or as of October 15, 2012

CIPCODE: 27.0000 -- Mathematics and Statistics

**Graduate students**

- Report Hispanic/Latino individuals of any race as Hispanic/Latino
- Report race for non-Hispanic/Latino individuals only

Students enrolled for <u>credit</u>	Total <u>full-time</u>	Total <u>part-time</u>	Total graduate students
<b>Men</b>			
<u>Nonresident alien</u>	<input type="text" value="2"/>	<input type="text" value="1"/>	3
<u>Hispanic/Latino</u>	<input type="text" value="0"/>	<input type="text" value="0"/>	0
<u>American Indian or Alaska Native</u>	<input type="text" value="0"/>	<input type="text" value="0"/>	0
<u>Asian</u>	<input type="text" value="0"/>	<input type="text" value="2"/>	2
<u>Black or African American</u>	<input type="text" value="0"/>	<input type="text" value="0"/>	0
<u>Native Hawaiian or Other Pacific Islander</u>	<input type="text" value="0"/>	<input type="text" value="0"/>	0
<u>White</u>	<input type="text" value="1"/>	<input type="text" value="9"/>	10
Two or more races	<input type="text" value="0"/>	<input type="text" value="0"/>	0
<u>Race/ethnicity unknown</u>	<input type="text" value="0"/>	<input type="text" value="1"/>	1
<b>Total men</b>	3	13	16
<b>Women</b>			
<u>Nonresident alien</u>	<input type="text" value="2"/>	<input type="text" value="0"/>	2
<u>Hispanic/Latino</u>	<input type="text" value="0"/>	<input type="text" value="0"/>	0
<u>American Indian or Alaska Native</u>	<input type="text" value="0"/>	<input type="text" value="0"/>	0
<u>Asian</u>	<input type="text" value="0"/>	<input type="text" value="1"/>	1
<u>Black or African American</u>	<input type="text" value="0"/>	<input type="text" value="0"/>	0
<u>Native Hawaiian or Other Pacific Islander</u>	<input type="text" value="0"/>	<input type="text" value="0"/>	0
<u>White</u>	<input type="text" value="1"/>	<input type="text" value="9"/>	10
Two or more races	<input type="text" value="0"/>	<input type="text" value="0"/>	0
<u>Race/ethnicity unknown</u>	<input type="text" value="0"/>	<input type="text" value="2"/>	2
<b>Total women</b>	3	12	15
<b>Grand total (men+women)</b>	6	25	31
Grand total (men+women) 2010-11	3	31	34

Institution: University of Missouri-Kansas City (178402)

User ID: 29C0011

**Part A - Fall Enrollment by race/ethnicity and gender**Enrollment as of the institution's official fall reporting date or as of October 15, 2012

CIPCODE: 40.0000 -- Physical Sciences

**Graduate students**

- Report Hispanic/Latino individuals of any race as Hispanic/Latino
- Report race for non-Hispanic/Latino individuals only

Students enrolled for <u>credit</u>	Total <u>full-time</u>	Total <u>part-time</u>	Total graduate students
<b>Men</b>			
<u>Nonresident alien</u>	<input type="text" value="4"/>	<input type="text" value="7"/>	11
<u>Hispanic/Latino</u>	<input type="text" value="0"/>	<input type="text" value="1"/>	1
<u>American Indian or Alaska Native</u>	<input type="text" value="0"/>	<input type="text" value="0"/>	0
<u>Asian</u>	<input type="text" value="0"/>	<input type="text" value="1"/>	1
<u>Black or African American</u>	<input type="text" value="1"/>	<input type="text" value="0"/>	1
<u>Native Hawaiian or Other Pacific Islander</u>	<input type="text" value="0"/>	<input type="text" value="0"/>	0
<u>White</u>	<input type="text" value="3"/>	<input type="text" value="20"/>	23
Two or more races	<input type="text" value="1"/>	<input type="text" value="0"/>	1
<u>Race and ethnicity unknown</u>	<input type="text" value="0"/>	<input type="text" value="3"/>	3
<b>Total men</b>	9	32	41
<b>Women</b>			
<u>Nonresident alien</u>	<input type="text" value="1"/>	<input type="text" value="2"/>	3
<u>Hispanic/Latino</u>	<input type="text" value="0"/>	<input type="text" value="0"/>	0
<u>American Indian or Alaska Native</u>	<input type="text" value="0"/>	<input type="text" value="1"/>	1
<u>Asian</u>	<input type="text" value="0"/>	<input type="text" value="0"/>	0
<u>Black or African American</u>	<input type="text" value="0"/>	<input type="text" value="2"/>	2
<u>Native Hawaiian or Other Pacific Islander</u>	<input type="text" value="0"/>	<input type="text" value="0"/>	0
<u>White</u>	<input type="text" value="3"/>	<input type="text" value="9"/>	12
Two or more races	<input type="text" value="0"/>	<input type="text" value="0"/>	0
<u>Race and ethnicity unknown</u>	<input type="text" value="1"/>	<input type="text" value="0"/>	1
<b>Total women</b>	5	14	19
<b>Grand total (men+women)</b>	14	46	60
Grand total (men+women) 2010-11	<b>12</b>	<b>40</b>	<b>52</b>

Institution: University of Missouri-Kansas City (178402)

User ID: 29C0011

**Part A - Fall Enrollment by race/ethnicity and gender**Enrollment as of the institution's official fall reporting date or as of October 15, 2012

CIPCODE: 52.0000 -- Business, Management, Marketing and Related Support Services

**Graduate students**

- Report Hispanic/Latino individuals of any race as Hispanic/Latino
- Report race for non-Hispanic/Latino individuals only

Students enrolled for <u>credit</u>	Total <u>full-time</u>	Total <u>part-time</u>	Total graduate students
<b>Men</b>			
<u>Nonresident alien</u>	13	12	25
<u>Hispanic/Latino</u>	2	6	8
<u>American Indian or Alaska Native</u>	0	0	0
<u>Asian</u>	5	15	20
<u>Black or African American</u>	5	12	17
<u>Native Hawaiian or Other Pacific Islander</u>	0	0	0
<u>White</u>	85	150	235
Two or more races	1	2	3
<u>Race and ethnicity unknown</u>	10	19	29
<b>Total men</b>	121	216	337
<b>Women</b>			
<u>Nonresident alien</u>	30	11	41
<u>Hispanic/Latino</u>	4	5	9
<u>American Indian or Alaska Native</u>	0	0	0
<u>Asian</u>	1	2	3
<u>Black or African American</u>	7	5	12
<u>Native Hawaiian or Other Pacific Islander</u>	0	0	0
<u>White</u>	54	90	144
Two or more races	0	1	1
<u>Race and ethnicity unknown</u>	3	13	16
<b>Total women</b>	99	127	226
<b>Grand total (men+women)</b>	220	343	563
Grand total (men+women) 2010-11	<b>245</b>	<b>342</b>	<b>587</b>

Institution: University of Missouri-Kansas City (178402)

User ID: 29C0011

**Part A - Fall Enrollment by race/ethnicity and gender**Enrollment as of the institution's official fall reporting date or as of October 15, 2012

CIPCODE: 22.0101 -- Law (LL.B., J.D.)

Fall 2011

- Report Hispanic/Latino individuals of any race as Hispanic/Latino
- Report race for non-Hispanic/Latino individuals only

Students enrolled for <u>credit</u>	Total <u>full-time</u>	Total <u>part-time</u>	Total
<b>Men</b>			
<u>Nonresident alien</u>	1	1	2
<u>Hispanic/Latino</u>	13	0	13
<u>American Indian or Alaska Native</u>	1	0	1
<u>Asian</u>	3	0	3
<u>Black or African American</u>	6	2	8
<u>Native Hawaiian or Other Pacific Islander</u>	0	0	0
<u>White</u>	225	15	240
Two or more races	4	0	4
<u>Race and ethnicity unknown</u>	17	0	17
<b>Total men</b>	270	18	288
<b>Women</b>			
<u>Nonresident alien</u>	2	2	4
<u>Hispanic/Latino</u>	5	0	5
<u>American Indian or Alaska Native</u>	1	0	1
<u>Asian</u>	4	0	4
<u>Black or African American</u>	14	0	14
<u>Native Hawaiian or Other Pacific Islander</u>	0	0	0
<u>White</u>	131	8	139
Two or more races	1	0	1
<u>Race and ethnicity unknown</u>	6	1	7
<b>Total women</b>	164	11	175
<b>Grand total (men+women)</b>	434	29	463
Grand total (men+women) 2010-11	<b>463</b>	<b>26</b>	

Institution: University of Missouri-Kansas City (178402)

User ID: 29C0011

**Part A - Fall Enrollment by race/ethnicity and gender**Enrollment as of the institution's official fall reporting date or as of October 15, 2012

CIPCODE: 51.0401 -- Dentistry (D.D.S., D.M.D.)

Fall 2011

- Report Hispanic/Latino individuals of any race as Hispanic/Latino
- Report race for non-Hispanic/Latino individuals only

Students enrolled for <u>credit</u>	Total <u>full-time</u>	Total <u>part-time</u>	Total
<b>Men</b>			
<u>Nonresident alien</u>	0	0	0
<u>Hispanic/Latino</u>	8	0	8
<u>American Indian or Alaska Native</u>	2	0	2
<u>Asian</u>	14	0	14
<u>Black or African American</u>	1	0	1
<u>Native Hawaiian or Other Pacific Islander</u>	0	0	0
<u>White</u>	198	0	198
Two or more races	3	0	3
<u>Race and ethnicity unknown</u>	6	0	6
<b>Total men</b>	232	0	232
<b>Women</b>			
<u>Nonresident alien</u>	0	0	0
<u>Hispanic/Latino</u>	6	0	6
<u>American Indian or Alaska Native</u>	0	0	0
<u>Asian</u>	30	0	30
<u>Black or African American</u>	8	0	8
<u>Native Hawaiian or Other Pacific Islander</u>	0	0	0
<u>White</u>	138	0	138
Two or more races	3	0	3
<u>Race and ethnicity unknown</u>	8	0	8
<b>Total women</b>	193	0	193
<b>Grand total (men+women)</b>	425	0	425
Grand total (men+women) 2010-11	<b>405</b>		

Institution: University of Missouri-Kansas City (178402)

User ID: 29C0011

**Part A - Fall Enrollment by race/ethnicity and gender**Enrollment as of the institution's official fall reporting date or as of October 15, 2012

CIPCODE: 51.1201 -- Medicine (M.D.)

Fall 2011

- Report Hispanic/Latino individuals of any race as Hispanic/Latino
- Report race for non-Hispanic/Latino individuals only

Students enrolled for <u>credit</u>	Total <u>full-time</u>	Total <u>part-time</u>	Total
<b>Men</b>			
<u>Nonresident alien</u>	0	0	0
<u>Hispanic/Latino</u>	5	0	5
<u>American Indian or Alaska Native</u>	0	0	0
<u>Asian</u>	82	0	82
<u>Black or African American</u>	12	0	12
<u>Native Hawaiian or Other Pacific Islander</u>	0	0	0
<u>White</u>	71	0	71
Two or more races	0	0	0
<u>Race and ethnicity unknown</u>	29	0	29
<b>Total men</b>	199	0	199
<b>Women</b>			
<u>Nonresident alien</u>	0	0	0
<u>Hispanic/Latino</u>	8	0	8
<u>American Indian or Alaska Native</u>	2	0	2
<u>Asian</u>	109	0	109
<u>Black or African American</u>	14	0	14
<u>Native Hawaiian or Other Pacific Islander</u>	1	0	1
<u>White</u>	60	2	62
Two or more races	3	0	3
<u>Race and ethnicity unknown</u>	21	0	21
<b>Total women</b>	218	2	220
<b>Grand total (men+women)</b>	417	2	419
Grand total (men+women) 2010-11	<b>392</b>		

Institution: University of Missouri-Kansas City (178402)

User ID: 29C0011

**Part A - Fall Enrollment by Distance Education Status**

Enrollment as of the institution's official fall reporting date or as of October 15, 2012

	<u>Undergraduate Students</u>		<u>Graduate Students</u>
	<u>Degree/Certificate Seeking</u>	Non-Degree/Certificate Seeking	
<b>Enrolled exclusively in distance education courses</b>	480	16	374
<b>Enrolled in some but not all distance education courses</b>	1,746	9	766
<b>Not enrolled in any distance education courses</b>	6,221	2,142	4,236
<b>Total</b> (all distance education statuses)	8,447	2,167	5,376
Total (from prior part A screens) <i>NOTE: The total of all distance education statuses (above) must equal this total carried forward from the prior part A screens</i>	8,447	2,167	5,376

You may use the space below to provide context for the data you've reported above.

Institution: University of Missouri-Kansas City (178402)

User ID: 29C0011

**Part A - Fall Enrollment by Distance Education Status**

Of those students <i>exclusively</i> enrolled in distance education courses, report the number that are:		<u>Undergraduate Students</u>		<u>Graduate Students</u>
		<u>Degree/Certificate Seeking</u>	Non-Degree/Certificate Seeking	
Located in	MO	<input type="text" value="319"/>	<input type="text" value="13"/>	<input type="text" value="200"/>
Located in the U.S. but not in	MO	<input type="text" value="161"/>	<input type="text" value="3"/>	<input type="text" value="174"/>
Located in the U.S. but state/jurisdiction unknown		<input type="text" value="0"/>	<input type="text" value="0"/>	<input type="text" value="0"/>
Located outside the U.S.		<input type="text" value="0"/>	<input type="text" value="0"/>	<input type="text" value="0"/>
Location unknown/unreported		0	0	0
Total students exclusively enrolled in distance education (from section above)		480	16	374



Institution: University of Missouri-Kansas City (178402)

User ID: 29C0011

**Part A - Fall Enrollment Summary****Fall Enrollment Summary**

Students enrolled for credit	Total full-time students	Total part-time students	Grand total, all students
<b>Men</b>			
<u>Nonresident alien</u>	398	190	588
<u>Hispanic/Latino</u>	228	100	328
<u>American Indian or Alaska Native</u>	11	6	17
<u>Asian</u>	334	78	412
<u>Black or African American</u>	388	192	580
<u>Native Hawaiian or Other Pacific Islander</u>	6	5	11
<u>White</u>	2,637	1,612	4,249
Two or more races	70	40	110
<u>Race and ethnicity unknown</u>	303	195	498
<b>Total men</b>	<b>4,375</b>	<b>2,418</b>	<b>6,793</b>
<b>Women</b>			
<u>Nonresident alien</u>	239	119	358
<u>Hispanic/Latino</u>	289	159	448
<u>American Indian or Alaska Native</u>	26	18	44
<u>Asian</u>	426	92	518
<u>Black or African American</u>	834	430	1,264
<u>Native Hawaiian or Other Pacific Islander</u>	7	6	13
<u>White</u>	3,181	2,592	5,773
Two or more races	132	77	209
<u>Race and ethnicity unknown</u>	300	270	570
<b>Total women</b>	<b>5,434</b>	<b>3,763</b>	<b>9,197</b>
<b>Grand Total (men+women)</b>	<b>9,809</b>	<b>6,181</b>	<b>15,990</b>

Institution: University of Missouri-Kansas City (178402)

User ID: 29C0011

**Part A - Fall Enrollment - Summary by race/ethnicity****Fall enrollment totals****CIPCODE: 13.0000 -- Education**

Students enrolled for credit	Total full-time students	Total part-time students	Grand total, all students
<b>Men</b>			
<u>Nonresident alien</u>	2	3	5
<u>Hispanic/Latino</u>	7	7	14
<u>American Indian or Alaska Native</u>	1	0	1
<u>Asian</u>	3	4	7
<u>Black or African American</u>	28	27	55
<u>Native Hawaiian or Other Pacific Islander</u>	0	0	0
<u>White</u>	150	93	243
Two or more races	2	2	4
<u>Race and ethnicity unknown</u>	16	12	28
<b>Total men</b>	<b>209</b>	<b>148</b>	<b>357</b>
<b>Women</b>			
<u>Nonresident alien</u>	7	2	9
<u>Hispanic/Latino</u>	31	13	44
<u>American Indian or Alaska Native</u>	3	1	4
<u>Asian</u>	10	4	14
<u>Black or African American</u>	75	67	142
<u>Native Hawaiian or Other Pacific Islander</u>	1	0	1
<u>White</u>	325	309	634
Two or more races	10	2	12
<u>Race and ethnicity unknown</u>	26	40	66
<b>Total women</b>	<b>488</b>	<b>438</b>	<b>926</b>
<b>Grand Total (men+women)</b>	<b>697</b>	<b>586</b>	<b>1,283</b>

Institution: University of Missouri-Kansas City (178402)

User ID: 29C0011

**Part A - Fall Enrollment - Summary by race/ethnicity****Fall enrollment totals****CIPCODE: 14.0000 -- Engineering**

Students enrolled for credit	Total full-time students	Total part-time students	Grand total, all students
<b>Men</b>			
<u>Nonresident alien</u>	100	35	135
<u>Hispanic/Latino</u>	21	10	31
<u>American Indian or Alaska Native</u>	0	0	0
<u>Asian</u>	19	4	23
<u>Black or African American</u>	20	15	35
<u>Native Hawaiian or Other Pacific Islander</u>	3	0	3
<u>White</u>	185	77	262
Two or more races	6	1	7
<u>Race and ethnicity unknown</u>	26	18	44
<b>Total men</b>	<b>380</b>	<b>160</b>	<b>540</b>
<b>Women</b>			
<u>Nonresident alien</u>	19	12	31
<u>Hispanic/Latino</u>	2	1	3
<u>American Indian or Alaska Native</u>	1	0	1
<u>Asian</u>	3	0	3
<u>Black or African American</u>	3	1	4
<u>Native Hawaiian or Other Pacific Islander</u>	0	0	0
<u>White</u>	21	10	31
Two or more races	1	0	1
<u>Race and ethnicity unknown</u>	2	0	2
<b>Total women</b>	<b>52</b>	<b>24</b>	<b>76</b>
<b>Grand Total (men+women)</b>	<b>432</b>	<b>184</b>	<b>616</b>

Institution: University of Missouri-Kansas City (178402)

User ID: 29C0011

**Part A - Fall Enrollment - Summary by race/ethnicity****Fall enrollment totals****CIPCODE: 26.0000 -- Biological and Biomedical Sciences**

Students enrolled for credit	Total full-time students	Total part-time students	Grand total, all students
<b>Men</b>			
<u>Nonresident alien</u>	8	1	9
<u>Hispanic/Latino</u>	12	1	13
<u>American Indian or Alaska Native</u>	0	0	0
<u>Asian</u>	20	2	22
<u>Black or African American</u>	21	2	23
<u>Native Hawaiian or Other Pacific Islander</u>	0	0	0
<u>White</u>	105	39	144
Two or more races	2	1	3
<u>Race and ethnicity unknown</u>	11	10	21
<b>Total men</b>	<b>179</b>	<b>56</b>	<b>235</b>
<b>Women</b>			
<u>Nonresident alien</u>	15	1	16
<u>Hispanic/Latino</u>	14	2	16
<u>American Indian or Alaska Native</u>	0	0	0
<u>Asian</u>	31	6	37
<u>Black or African American</u>	41	9	50
<u>Native Hawaiian or Other Pacific Islander</u>	0	0	0
<u>White</u>	158	57	215
Two or more races	8	0	8
<u>Race and ethnicity unknown</u>	16	7	23
<b>Total women</b>	<b>283</b>	<b>82</b>	<b>365</b>
<b>Grand Total (men+women)</b>	<b>462</b>	<b>138</b>	<b>600</b>

Institution: University of Missouri-Kansas City (178402)

User ID: 29C0011

**Part A - Fall Enrollment - Summary by race/ethnicity****Fall enrollment totals****CIPCODE: 27.0000 -- Mathematics and Statistics**

Students enrolled for credit	Total full-time students	Total part-time students	Grand total, all students
<b>Men</b>			
<u>Nonresident alien</u>	2	2	4
<u>Hispanic/Latino</u>	1	0	1
<u>American Indian or Alaska Native</u>	0	0	0
<u>Asian</u>	1	2	3
<u>Black or African American</u>	3	0	3
<u>Native Hawaiian or Other Pacific Islander</u>	0	0	0
<u>White</u>	16	19	35
Two or more races	0	0	0
<u>Race and ethnicity unknown</u>	1	1	2
<b>Total men</b>	<b>24</b>	<b>24</b>	<b>48</b>
<b>Women</b>			
<u>Nonresident alien</u>	2	0	2
<u>Hispanic/Latino</u>	0	1	1
<u>American Indian or Alaska Native</u>	0	0	0
<u>Asian</u>	1	1	2
<u>Black or African American</u>	3	1	4
<u>Native Hawaiian or Other Pacific Islander</u>	0	0	0
<u>White</u>	6	10	16
Two or more races	1	0	1
<u>Race and ethnicity unknown</u>	0	2	2
<b>Total women</b>	<b>13</b>	<b>15</b>	<b>28</b>
<b>Grand Total (men+women)</b>	<b>37</b>	<b>39</b>	<b>76</b>

Institution: University of Missouri-Kansas City (178402)

User ID: 29C0011

**Part A - Fall Enrollment - Summary by race/ethnicity****Fall enrollment totals****CIPCODE: 40.0000 -- Physical Sciences**

Students enrolled for credit	Total full-time students	Total part-time students	Grand total, all students
<b>Men</b>			
<u>Nonresident alien</u>	7	7	14
<u>Hispanic/Latino</u>	8	1	9
<u>American Indian or Alaska Native</u>	0	0	0
<u>Asian</u>	23	2	25
<u>Black or African American</u>	12	2	14
<u>Native Hawaiian or Other Pacific Islander</u>	0	0	0
<u>White</u>	96	47	143
Two or more races	3	0	3
<u>Race and ethnicity unknown</u>	9	6	15
<b>Total men</b>	<b>158</b>	<b>65</b>	<b>223</b>
<b>Women</b>			
<u>Nonresident alien</u>	6	2	8
<u>Hispanic/Latino</u>	3	1	4
<u>American Indian or Alaska Native</u>	2	1	3
<u>Asian</u>	31	2	33
<u>Black or African American</u>	27	7	34
<u>Native Hawaiian or Other Pacific Islander</u>	0	0	0
<u>White</u>	95	17	112
Two or more races	4	0	4
<u>Race and ethnicity unknown</u>	9	2	11
<b>Total women</b>	<b>177</b>	<b>32</b>	<b>209</b>
<b>Grand Total (men+women)</b>	<b>335</b>	<b>97</b>	<b>432</b>

Institution: University of Missouri-Kansas City (178402)

User ID: 29C0011

**Part A - Fall Enrollment - Summary by race/ethnicity****Fall enrollment totals****CIPCODE: 52.0000 -- Business, Management, Marketing and Related Support Services**

Students enrolled for credit	Total full-time students	Total part-time students	Grand total, all students
<b>Men</b>			
<u>Nonresident alien</u>	106	15	121
<u>Hispanic/Latino</u>	34	15	49
<u>American Indian or Alaska Native</u>	1	1	2
<u>Asian</u>	39	19	58
<u>Black or African American</u>	50	30	80
<u>Native Hawaiian or Other Pacific Islander</u>	1	0	1
<u>White</u>	365	206	571
Two or more races	7	2	9
<u>Race and ethnicity unknown</u>	40	28	68
<b>Total men</b>	<b>643</b>	<b>316</b>	<b>959</b>
<b>Women</b>			
<u>Nonresident alien</u>	68	12	80
<u>Hispanic/Latino</u>	23	13	36
<u>American Indian or Alaska Native</u>	1	1	2
<u>Asian</u>	22	11	33
<u>Black or African American</u>	84	34	118
<u>Native Hawaiian or Other Pacific Islander</u>	1	0	1
<u>White</u>	272	145	417
Two or more races	10	4	14
<u>Race and ethnicity unknown</u>	30	23	53
<b>Total women</b>	<b>511</b>	<b>243</b>	<b>754</b>
<b>Grand Total (men+women)</b>	<b>1,154</b>	<b>559</b>	<b>1,713</b>

Institution: University of Missouri-Kansas City (178402)

User ID: 29C0011

**Part B - Fall Enrollment by Age and Gender for Full-time Undergraduate Students****NOTE: These data are optional this year.**Enrollment as of the institution's official fall reporting date or as of October 15, 2012

Age	Full-time Undergraduate Students	
	Men	Women
Under 18	28	27
18-19	682	1,151
20-21	802	1,167
22-24	667	822
25-29	468	389
30-34	182	167
35-39	65	90
40-49	52	84
50-64	16	35
65 and over		
Age unknown/unreported	0	0
Total full-time undergraduate students (from part A)	2,962	3,932



Institution: University of Missouri-Kansas City (178402)

User ID: 29C0011

**Part B - Fall Enrollment by Age and Gender for Part-time Undergraduate Students****NOTE: These data are optional this year.**Enrollment as of the institution's official fall reporting date or as of October 15, 2012

Age	Part-time Undergraduate Students	
	Men	Women
Under 18	594	1,078
18-19	129	134
20-21	74	114
22-24	197	264
25-29	203	239
30-34	127	150
35-39	45	100
40-49	50	120
50-64	32	64
65 and over	4	1
Age unknown/unreported	0	1
Total part-time undergraduate students (from part A)	1,455	2,265

Institution: University of Missouri-Kansas City (178402)

User ID: 29C0011

**Part B - Fall Enrollment by Age and Gender for Full-time Graduate Students****NOTE: These data are optional this year.**Enrollment as of the institution's official fall reporting date or as of October 15, 2012

Age	<u>Full-time Graduate Students</u>	
	Men	Women
Under 18	<input type="text"/>	<input type="text"/>
18-19	<input type="text" value="7"/>	<input type="text" value="9"/>
20-21	<input type="text" value="100"/>	<input type="text" value="128"/>
22-24	<input type="text" value="549"/>	<input type="text" value="633"/>
25-29	<input type="text" value="481"/>	<input type="text" value="427"/>
30-34	<input type="text" value="144"/>	<input type="text" value="146"/>
35-39	<input type="text" value="63"/>	<input type="text" value="52"/>
40-49	<input type="text" value="50"/>	<input type="text" value="72"/>
50-64	<input type="text" value="19"/>	<input type="text" value="34"/>
65 and over	<input type="text" value="0"/>	<input type="text" value="1"/>
Age unknown/unreported	0	0
Total full-time graduate students (from part A)	1,413	1,502

Institution: University of Missouri-Kansas City (178402)

User ID: 29C0011

**Part B - Fall Enrollment by Age and Gender for Part-time Graduate Students****NOTE: These data are optional this year.**Enrollment as of the institution's official fall reporting date or as of October 15, 2012

Age	<u>Part-time Graduate Students</u>	
	Men	Women
Under 18	<input type="text"/>	<input type="text"/>
18-19	<input type="text"/>	<input type="text"/>
20-21	<input type="text" value="1"/>	<input type="text" value="1"/>
22-24	<input type="text" value="127"/>	<input type="text" value="165"/>
25-29	<input type="text" value="330"/>	<input type="text" value="474"/>
30-34	<input type="text" value="220"/>	<input type="text" value="305"/>
35-39	<input type="text" value="106"/>	<input type="text" value="150"/>
40-49	<input type="text" value="114"/>	<input type="text" value="229"/>
50-64	<input type="text" value="63"/>	<input type="text" value="167"/>
65 and over	<input type="text" value="2"/>	<input type="text" value="5"/>
Age unknown/unreported	0	2
Total part-time graduate students (from part A)	963	1,498

Institution: University of Missouri-Kansas City (178402)

User ID: 29C0011

**Part C - Screening Question****Did any of your first-time degree/certificate-seeking undergraduate students (reported in Part A) enroll within 12 months of graduating high school or receiving their GED?**

Yes, we have first-time students who enrolled within 12 months of their high school graduation.



No, we do not have any first-time students who enrolled within 12 months of their high school graduation.


**You may use the space below to provide context for the data you've reported above.**

--

Institution: University of Missouri-Kansas City (178402)

User ID: 29C0011

**Part C - Residence of First-time Undergraduates**Enrollment as of the institution's official fall reporting date or as of October 15, 2012

State of <u>residence</u> when student was first admitted	FIPS Code	 Total <u>first-time</u> degree/certificate-seeking undergraduates (1)	Of students in column 1, those who enrolled <b>within 12 months</b> of high school graduation or receiving their GED (2)
Alabama	01	<input type="text" value="1"/>	<input type="text" value="1"/>
Alaska	02	<input type="text"/>	<input type="text"/>
Arizona	04	<input type="text"/>	<input type="text"/>
Arkansas	05	<input type="text" value="1"/>	<input type="text" value="1"/>
California	06	<input type="text" value="7"/>	<input type="text" value="6"/>
Colorado	08	<input type="text" value="2"/>	<input type="text" value="2"/>
Connecticut	09	<input type="text"/>	<input type="text"/>
Delaware	10	<input type="text"/>	<input type="text"/>
District of Columbia	11	<input type="text"/>	<input type="text"/>
Florida	12	<input type="text" value="2"/>	<input type="text" value="2"/>
Georgia	13	<input type="text" value="3"/>	<input type="text" value="2"/>
Hawaii	15	<input type="text"/>	<input type="text"/>
Idaho	16	<input type="text"/>	<input type="text"/>
Illinois	17	<input type="text" value="20"/>	<input type="text" value="20"/>
Indiana	18	<input type="text"/>	<input type="text"/>
Iowa	19	<input type="text" value="2"/>	<input type="text" value="2"/>
Kansas	20	<input type="text" value="156"/>	<input type="text" value="145"/>
Kentucky	21	<input type="text"/>	<input type="text"/>
Louisiana	22	<input type="text" value="1"/>	<input type="text" value="1"/>
Maine	23	<input type="text"/>	<input type="text"/>

Institution: University of Missouri-Kansas City (178402)

User ID: 29C0011

**Part C - Residence of First-time Undergraduates**Enrollment as of the institution's official fall reporting date or as of October 15, 2012

State of <u>residence</u> when student was first admitted	FIPS Code	Total <u>first-time</u> degree/certificate-seeking undergraduates (1)	Of students in column 1, those who enrolled <b>within 12 months</b> of high school graduation or receiving their GED (2)
Maryland	24	<input type="text"/>	<input type="text"/>
Massachusetts	25	<input type="text"/>	<input type="text"/>
Michigan	26	<input type="text" value="1"/>	<input type="text" value="1"/>
Minnesota	27	<input type="text" value="1"/>	<input type="text" value="1"/>
Mississippi	28	<input type="text"/>	<input type="text"/>
Missouri	29	<input type="text" value="844"/>	<input type="text" value="813"/>
Montana	30	<input type="text"/>	<input type="text"/>
Nebraska	31	<input type="text" value="11"/>	<input type="text" value="11"/>
Nevada	32	<input type="text"/>	<input type="text"/>
New Hampshire	33	<input type="text"/>	<input type="text"/>
New Jersey	34	<input type="text" value="1"/>	<input type="text" value="0"/>
New Mexico	35	<input type="text"/>	<input type="text"/>
New York	36	<input type="text" value="2"/>	<input type="text" value="2"/>
North Carolina	37	<input type="text" value="1"/>	<input type="text" value="1"/>
North Dakota	38	<input type="text"/>	<input type="text"/>
Ohio	39	<input type="text" value="1"/>	<input type="text" value="1"/>
Oklahoma	40	<input type="text" value="11"/>	<input type="text" value="10"/>
Oregon	41	<input type="text"/>	<input type="text"/>
Pennsylvania	42	<input type="text" value="1"/>	<input type="text" value="1"/>
Rhode Island	44	<input type="text"/>	<input type="text"/>

Institution: University of Missouri-Kansas City (178402)

User ID: 29C0011

**Part C - Residence of First-time Undergraduates**

**Enrollment as of the institution's official fall reporting date or as of October 15, 2012**


State of <u>residence</u> when student was first admitted	FIPS Code	Total <u>first-time</u> degree/certificate-seeking undergraduates (1)	Of students in column 1, those who enrolled <b>within 12 months</b> of high school graduation or receiving their GED (2)
South Carolina	45	<input type="text" value="1"/>	<input type="text" value="1"/>
South Dakota	46	<input type="text" value="1"/>	<input type="text" value="1"/>
Tennessee	47	<input type="text" value="1"/>	<input type="text" value="1"/>
Texas	48	<input type="text" value="7"/>	<input type="text" value="7"/>
Utah	49	<input type="text" value="1"/>	<input type="text" value="1"/>
Vermont	50	<input type="text"/>	<input type="text"/>
Virginia	51	<input type="text" value="1"/>	<input type="text" value="1"/>
Washington	53	<input type="text"/>	<input type="text"/>
West Virginia	54	<input type="text"/>	<input type="text"/>
Wisconsin	55	<input type="text" value="1"/>	<input type="text" value="1"/>
Wyoming	56	<input type="text"/>	<input type="text"/>
<u>State Unknown</u>	57	<input type="text"/>	<input type="text"/>
American Samoa	60	<input type="text"/>	<input type="text"/>
Federated States of Micronesia	64	<input type="text"/>	<input type="text"/>
Guam	66	<input type="text"/>	<input type="text"/>
Marshall Islands	68	<input type="text"/>	<input type="text"/>
Northern Marianas	69	<input type="text"/>	<input type="text"/>
Palau	70	<input type="text"/>	<input type="text"/>
Puerto Rico	72	<input type="text"/>	<input type="text"/>
Virgin Islands	78	<input type="text"/>	<input type="text"/>
Foreign Countries	90	<input type="text" value="43"/>	<input type="text" value="26"/>
Residence unknown/unreported	98	0	
Total first-time degree/certificate-seeking undergraduates (from Part A)		1,125	1,062

**You may use the space below to provide context for the data you've reported above.**

Institution: University of Missouri-Kansas City (178402)

User ID: 29C0011

**Part D - Total Undergraduate Entering Class****Total Undergraduate Entering Class, Fall 2012**

D1	Total full-time, first-time degree/certificate-seeking <u>undergraduates</u> from Part A (GR <u>cohort</u> )	1,101
D2	Total <u>first-time</u> degree/certificate-seeking undergraduates (full-time + part-time) from Part A	1,125
D3	Total <u>transfer-in</u> degree/certificate-seeking undergraduates (full-time + part-time) from Part A	1,471
D4	Total <u>non-degree/certificate-seeking</u> undergraduates (full-time + part-time) from Part A	2,167
D5	Of the total non-degree/certificate-seeking undergraduates displayed on line D4, <b>the number that are new to the institution in Fall 2012</b>	 <input type="text" value="0"/>
D6	Total <u>entering students</u> at the undergraduate level <b>Note:</b> This is calculated as first-time students (line D2) + students transferring to the institution (line D3) + non-degree/certificate-seeking undergraduates entering in Fall 2012 (line D5).	2,596
D7	Percentage of undergraduate entering class represented by your GR <u>cohort</u> (line D1/line D6)	42



Institution: University of Missouri-Kansas City (178402)

User ID: 29C0011

**Part E - First-time Bachelor's Cohort Retention Rates (Full-time)**

Retention Rates

Full-time, First-time Bachelor's Cohort from Fall 2011

Academic reporters determine the cohort and retention as of the institution's official fall reporting date or as of October 15. Program reporters determine the cohort with enrollment any time between August 1 and October 31, 2011 and retention based on August 1, 2012.

The retention rate is calculated by the system after clicking "Save" on the screen. Exclusions are subtracted from the original cohort and the resulting adjusted cohort is used for calculating the retention rate.

**Retention Data Reporting Reminders:**

- Include only **full-time, first-time bachelor's** students in this cohort.
- Determine the full-time cohort using Fall 2011 status (e.g. if a student was full-time in Fall 2011, report them in the full-time cohort regardless of their Fall 2012 status).
- If there are no students to report in the cohort, enter zero. Do not leave the field blank.
- Report in the exclusions box (line E2) the number of students from the cohort who left the institution for any of the following reasons: died or were totally and permanently disabled; to serve in the armed forces (including those called to active duty); to serve with a foreign aid service of the Federal Government (e.g. Peace Corps); or to serve on official church missions.

Prior year data (Fall 2010 cohort)

**FULL-TIME, FIRST-TIME BACHELOR'S COHORT RETENTION:**

<b>E1</b>	Full-time, first-time Fall 2011 bachelor's cohort	<input type="text" value="1,112"/>		<b>1,109</b>	
<b>E2</b>	<u>Exclusions</u> from the Fall 2011 cohort	<input type="text" value="0"/>		<b>0</b>	
<b>E3</b>	<b>Adjusted</b> Fall 2011 cohort (line E1- line E2)	1,112		<b>1,109</b>	
<b>E4</b>	Students from Fall 2011 cohort <b>still enrolled</b> as of Fall 2012	<input type="text" value="770"/>		<b>818</b>	
<b>E5</b>	Full-time, first-time Fall 2011 bachelor's cohort retention rate (line E4 / line E3)	69	%	<b>74</b>	%

 You may use the space below to provide context for the data you've reported above.

These context notes will be posted on the College Navigator website, and should be written to be understood by students and parents.

Institution: University of Missouri-Kansas City (178402)

User ID: 29C0011

**Part E - First-time Bachelor's Cohort Retention Rates (Part-time)**

Retention Rates

Part-time, First-time Bachelor's Cohort from Fall 2011

Academic reporters determine the cohort and retention as of the institution's official fall reporting date or as of October 15. Program reporters determine the cohort with enrollment any time between August 1 and October 31, 2011 and retention based on August 1, 2012.



The retention rate is calculated by the system after clicking "Save" on the screen. Exclusions are subtracted from the original cohort and the resulting adjusted cohort is used for calculating the retention rate.

**Retention Data Reporting Reminders:**

- Include only **part-time, first-time bachelor's-seeking** students in this cohort.
- Determine part-time using Fall 2011 attendance status (e.g. if a student was part-time in Fall 2011, report them in the part-time cohort regardless of their Fall 2012 status).
- If there are no students to report in the cohort, enter zero. Do not leave the field blank.
- Report in the exclusions box (line E7) the number of students from the cohort who left the institution for any of the following reasons: died or were totally and permanently disabled; to serve in the armed forces (including those called to active duty); to serve with a foreign aid service of the Federal Government (e.g. Peace Corps); or to serve on official church missions.

Prior year data (Fall 2010 cohort)

**PART-TIME, FIRST-TIME BACHELOR'S COHORT RETENTION:**

<b>E6</b>	Part-time, first-time Fall 2011 bachelor's cohort	 <input type="text" value="47"/>	<b>36</b>	
<b>E7</b>	<u>Exclusions</u> from the Fall 2011 cohort	<input type="text" value="0"/>	<b>0</b>	
<b>E8</b>	<b>Adjusted</b> Fall 2011 cohort (line E6 - line E7)	47	<b>36</b>	
<b>E9</b>	Students from Fall 2011 cohort <b>still enrolled</b> as of Fall 2012	<input type="text" value="18"/>	<b>7</b>	
<b>E10</b>	Part-time, first-time Fall 2011 bachelor's cohort retention rate (line E9 / line E8)	 38 %	<b>19</b>	%

 You may use the space below to provide context for the data you've reported above.

These context notes will be posted on the College Navigator website, and should be written to be understood by students and parents.

Institution: University of Missouri-Kansas City (178402)

User ID: 29C0011

**Part F - Student-to-Faculty Ratio**

Please provide your institution's student-to-faculty ratio (i.e., student-to-instructional staff) for undergraduate programs for Fall 2012. The student-to-faculty ratio and any accompanying context that is provided will be displayed on College Navigator.

**Note:** Logic in this item is similar to item I-2 from the Common Data Set data collection.

Click [here](#) to use a worksheet to help you determine the student-to-faculty ratio

Student-to-faculty ratio	<input type="text" value="13"/>	to 1
Student-to-faculty ratio prior year	13	to 1

 You may use the space below to provide context for the data you've reported above.

These context notes will be posted on the College Navigator website, and should be written to be understood by students and parents.

Institution: University of Missouri-Kansas City (178402)

User ID: 29C0011

**Prepared by**

<b>This survey component was prepared by:</b>										
<input checked="" type="radio"/>	Keyholder	<input type="radio"/>	SFA Contact	<input type="radio"/>	HR Contact	<input type="radio"/>	Finance Contact	<input type="radio"/>	Other	
Name:	<input type="text" value="Randy Sade"/>									
Email:	<input type="text" value="SadeR@umsystem.edu"/>									
How long did it take to prepare this survey component?										
	<input type="text" value="91"/>	hours	<input type="text" value="0"/>	minutes						
The name of the preparer is being collected so that we can follow up with the appropriate person in the event that there are questions concerning the data. The Keyholder will be copied on all email correspondence to other preparers.										
The time it took to prepare this component is being collected so that we can continue to improve our estimate of the reporting burden associated with IPEDS. Please include in your estimate the time it took for you to review instructions, query and search data sources, complete and review the component, and submit the data through the Data Collection System.										
Thank you for your assistance.										

Institution: University of Missouri-Kansas City (178402)

User ID: 29C0011

**Summary**

### Fall Enrollment Survey Summary Four-Year Institutions with Graduate Students

IPEDS collects important information regarding your institution. All data reported in IPEDS survey components become available in the IPEDS Data Center and appear as aggregated data in various Department of Education reports. Additionally, some of the reported data appears specifically for your institution through the College Navigator website and is included in your institution's Data Feedback Report (DFR). The purpose of this summary is to provide you an opportunity to view some of the data that, when accepted through the IPEDS quality control process, will appear on the College Navigator website and/or your DFR. College Navigator is updated approximately three months after the data collection period closes and Data Feedback Reports will be available through the ExPT and sent to your institution's CEO in November 2013.

Please review your data for accuracy. If you have questions about the data displayed below after reviewing the data reported on the survey screens, please contact the IPEDS Help Desk at: 1-877-225-2568 or [ipedshelp@rti.org](mailto:ipedshelp@rti.org).

<b>Student Enrollment</b>	
Total enrollment	15,990
Undergraduate enrollment	10,614
Undergraduate transfer-in enrollment	1,471
Graduate enrollment	5,376
Student-to-faculty ratio	13 to 1

<b>Student Characteristics (All Students)</b>	
Percent of all students who are female	58%
Percent of all students by race/ethnicity:	
American Indian or Alaska Native	0%
Asian	6%
Black or African American	12%
Hispanic/Latino	5%
Native Hawaiian or Pacific Islander	0%
White	63%
Two or More Races	2%
Race and ethnicity unknown	7%
Nonresident alien	6%

<b>Undergraduate Student Characteristics</b>	
Percent of undergraduates who are female	58%
Percent of undergraduates who are full-time	65%
Percent of undergraduates by race/ethnicity:	
American Indian or Alaska Native	0%
Asian	5%
Black or African American	14%
Hispanic/Latino	6%

Native Hawaiian or Pacific Islander	0%
White	61%
Two or More Races	3%
Race and ethnicity unknown	6%
Nonresident alien	4%
Percent of first-time degree/certificate seeking students from in state	75%
Percent of first-time degree/certificate seeking students from out-of-state	21%
Percent of first-time degree/certificate seeking students from foreign countries	4%
Percent of first-time degree/certificate seeking students residency unknown	0%

<b>Undergraduate Retention and Graduation Rate Cohort</b>	
First-time, full-time bachelor's seeking student retention rate	69%
First-time, part-time bachelor's seeking student retention rate	38%
Graduation rate cohort as percent of total entering students	42%

<b>Graduate Student Characteristics</b>	
Percent of graduate students who are female	56%
Percent of graduate students who are full-time	54%

Institution: University of Missouri-Kansas City (178402)

User ID: 29C0011

Edit Report

**Fall Enrollment**

**University of Missouri-Kansas City (178402)**

Source	Description	Severity	Resolved	Options
--------	-------------	----------	----------	---------

**Screen: Part-time undergraduates**

Upload File	The number entered (10) does not lie within the expected range of between 18 and 42 based on enrollment data reported last year. Please correct your data or provide an explanation. (Error #6304)	Explanation	Yes	
Reason:	The drop in women part-time is a reflection of a decline across all programs, especially Health Professions.			

**Screen: Total Entering Class**

Perform Edits	The number of non-degree/certificate seeking students that are new to the institution this Fall is expected to be greater than zero. Please confirm that these data are correct or contact the IPEDS Help Desk for assistance at 1-877-225-2568. (Error #6152)	Confirmation	Yes	
---------------	----------------------------------------------------------------------------------------------------------------------------------------------------------------------------------------------------------------------------------------------------------------	--------------	-----	--

**Screen: Retention Rates Part-time**

Upload File	The number entered (47) does not lie within the expected range of between 26 and 46 based on the prior year data. Please correct your data or provide an explanation. (Error #6164)	Explanation	Yes	
Reason:	This is what we reported for our Fall 2011 part-time cohort without an edit being triggered when uploaded last year.			
Upload File	The calculated cohort retention rate is out of the expected range of between 4 and 34 based on the retention rate reported last year. Please correct your data or provide an explanation. (Error #6308)	Explanation	Yes	
Reason:	The larger than expect increase is due to both the numerator and denominator being a small amount any modest change in both will greatly change the percentage.			