

Fall Enrollment 2015-16

Institution: University of Missouri-Columbia (178396)

User ID: 29C0011

Overview**Fall Enrollment Overview**

The Fall Enrollment component collects student enrollment counts by level of student, enrollment status, gender and race/ethnicity. In addition, first-time student retention rates and the student-to-faculty ratio are collected. Every other year data on residence of first-time undergraduates is required and in opposite years, enrollment by student age is required to be reported.

Institutions operating on a traditional academic year calendar (semester, trimester, quarter, or 4-1-4) report Fall enrollment as of the institution's official fall reporting date or October 15. Institutions operating on a calendar that differs by program or that enrolls students on a continuous basis (referred to as program reporters) report Fall enrollment as students enrolled any time during the period August 1 and October 31.

Data Reporting Reminders:

- Part B, Enrollment of students by age, is **required** this year.
- Part C, Residence of first-time degree/certificate-seeking undergraduates, is **optional** this year.

Resources:

To download the survey materials for this component: [Survey Materials](#)

To access your prior year data submission for this component: [Reported Data](#)

If you have questions about completing this survey, please contact the **IPEDS Help Desk at 1-877-225-2568**.

Institution: University of Missouri-Columbia (178396)

User ID: 29C0011

Part Selection

Completion of Part C (Residence of First-Time Degree/Certificate-Seeking Undergraduates) is optional this year.

Do you wish to complete Part C this year?

If you select 'No', you will skip Part C.

If you select 'Yes', you will be expected to complete the Part C screens.

<input type="radio"/>	No, I will not complete Part C
<input checked="" type="radio"/>	Yes, I will complete Part C

Institution: University of Missouri-Columbia (178396)

User ID: 29C0011

Part A - Fall Enrollment for Full-Time Undergraduate StudentsEnrollment as of the institution's official fall reporting date or as of October 15, 2015**Full-time Undergraduate Students****Reporting Reminders:**

- Report Hispanic/Latino individuals of any race as Hispanic/Latino
- Report race for non-Hispanic/Latino individuals only
- Even though Teacher Preparation certificate programs may require a bachelor's degree for admission, they are considered subbaccalaureate undergraduate programs, and students in these programs are undergraduate students.

Men

Enrolled for <u>credit</u>	<u>Degree/certificate-seeking</u>			Total degree/certificate- seeking	Non-degree/ non- certificate- seeking	Total, <u>Full-time undergraduate students</u>
	<u>First-time</u>	<u>Transfer-in</u>	<u>Continuing/ Returning</u>			
<u>Nonresident alien</u>	39	28	365	432	51	483
<u>Hispanic/Latino</u>	127	28	284	439	0	439
<u>American Indian or Alaska Native</u>	10	1	13	24	0	24
<u>Asian</u>	87	5	217	309	0	309
<u>Black or African American</u>	203	33	606	842	1	843
<u>Native Hawaiian or Other Pacific Islander</u>	1	0	5	6	0	6
<u>White</u>	2,258	423	7,227	9,908	11	9,919
Two or more races	104	16	234	354	0	354
<u>Race and ethnicity unknown</u>	3	3	50	56	0	56
Total men	2,832	537	9,001	12,370	63	12,433
Total men prior year	3,003	514	8,781	12,298	46	12,344

Women

Enrolled for <u>credit</u>	<u>Degree/certificate-seeking</u>			Total degree/certificate- seeking	Non-degree/ non- certificate- seeking	Total, <u>Full-time undergraduate students</u>
	<u>First-time</u>	<u>Transfer-in</u>	<u>Continuing/ Returning</u>			
<u>Nonresident alien</u>	26	27	320	373	50	423
<u>Hispanic/Latino</u>	130	14	345	489	1	490
<u>American Indian or Alaska Native</u>	7	1	13	21	0	21
<u>Asian</u>	66	8	221	295	0	295
<u>Black or African American</u>	297	28	970	1,295	0	1,295
				6		6

<u>Native Hawaiian or Other Pacific Islander</u>	2	0	4		0	
<u>White</u>	2,554	349	7,680	10,583	3	10,586
Two or more races	110	8	300	418	0	418
<u>Race and ethnicity unknown</u>	11	2	46	59	1	60
Total women	3,203	437	9,899	13,539	55	13,594
Total women prior year	3,405	521	9,529	13,455	60	13,515
Grand total (men+women)	6,035	974	18,900	25,909	118	26,027
Grand total (men+women) prior year	6,408	1,035	18,310	25,753	106	25,859

Institution: University of Missouri-Columbia (178396)

User ID: 29C0011

Part A - Fall Enrollment for Part-time Undergraduate StudentsEnrollment as of the institution's official fall reporting date or as of October 15, 2015**Part-time Undergraduate Students****Reporting Reminders:**

- Report Hispanic/Latino individuals of any race as Hispanic/Latino
- Report race for non-Hispanic/Latino individuals only
- Even though Teacher Preparation certificate programs may require a bachelor's degree for admission, they are considered subbaccalaureate undergraduate programs, and students in these programs are undergraduate students.

Men

Enrolled for <u>credit</u>	<u>Degree/certificate-seeking</u>			Total degree/certificate-seeking	Non-degree/non-certificate-seeking	Total, <u>part-time undergraduate students</u>
	<u>First-time</u>	<u>Transfer-in</u>	<u>Continuing/Returning</u>			
<u>Nonresident alien</u>	67	12	27	106	12	118
<u>Hispanic/Latino</u>	2	2	25	29	4	33
<u>American Indian or Alaska Native</u>	0	0	0	0	1	1
<u>Asian</u>	1	0	15	16	7	23
<u>Black or African American</u>	6	3	36	45	10	55
<u>Native Hawaiian or Other Pacific Islander</u>	0	0	0	0	1	1
<u>White</u>	27	38	528	593	81	674
<u>Two or more races</u>	2	2	18	22	5	27
<u>Race and ethnicity unknown</u>	0	1	9	10	6	16
Total men	⚠ 105	58	658	821	127	948
Total men prior year	62	61	686	809	111	920

Women

Enrolled for <u>credit</u>	<u>Degree/certificate-seeking</u>			Total degree/certificate-seeking	Non-degree/non-certificate-seeking	Total, <u>part-time undergraduate students</u>
	<u>First-time</u>	<u>Transfer-in</u>	<u>Continuing/Returning</u>			
<u>Nonresident alien</u>	33	7	26	66	6	72
<u>Hispanic/Latino</u>	1	4	21	26	5	31
<u>American Indian or Alaska Native</u>	0	1	1	2	1	3
<u>Asian</u>	0	2	17	19	11	30
<u>Black or African American</u>	3	5	43	51	12	63

<u>Native Hawaiian or Other Pacific Islander</u>	<input type="text" value="0"/>	<input type="text" value="0"/>	<input type="text" value="0"/>	0	<input type="text" value="0"/>	0
<u>White</u>	<input type="text" value="12"/>	<input type="text" value="52"/>	<input type="text" value="410"/>	474	<input type="text" value="99"/>	573
Two or more races	<input type="text" value="1"/>	<input type="text" value="4"/>	<input type="text" value="14"/>	19	<input type="text" value="6"/>	25
<u>Race and ethnicity unknown</u>	<input type="text" value="1"/>	<input type="text" value="0"/>	<input type="text" value="5"/>	6	<input type="text" value="13"/>	19
Total women	51	75	537	663	153	816
Total women prior year	45	82	587	714	149	863
Grand total (men+women)	156	133	1,195	1,484	280	1,764
Grand total (men+women) prior year	107	143	1,273	1,523	260	1,783

Institution: University of Missouri-Columbia (178396)

User ID: 29C0011

Part A - Fall Enrollment for Graduate StudentsEnrollment as of the institution's official fall reporting date or as of October 15, 2015**Graduate Students****Race/Ethnicity Reporting Reminder:**

- Report Hispanic/Latino individuals of any race as Hispanic/Latino
- Report race for non-Hispanic/Latino individuals only

Graduate Student Reporting Reminder:

- Report all postbaccalaureate degree and certificate students as graduate students, including any doctor's-professional practice students (formerly first-professional)
- Even though Teacher Preparation certificate programs may require a bachelor's degree for admission, they are considered subbaccalaureate undergraduate programs, and students in these programs are undergraduate students.

Men

Enrolled for <u>credit</u>	Total <u>full-time</u>	Total <u>part-time</u>	Total graduate students
<u>Nonresident alien</u>	583	266	849
<u>Hispanic/Latino</u>	65	31	96
<u>American Indian or Alaska Native</u>	5	2	7
<u>Asian</u>	47	13	60
<u>Black or African American</u>	74	45	119
<u>Native Hawaiian or Other Pacific Islander</u>	1	1	2
<u>White</u>	1,380	643	2,023
Two or more races	29	9	38
<u>Race and ethnicity unknown</u>	114	31	145
Total men	2,298	1,041	3,339
Total men prior year	2,381	1,063	3,444

Women

Enrolled for <u>credit</u>	Total <u>full-time</u>	Total <u>part-time</u>	Total graduate students
<u>Nonresident alien</u>	412	150	562
<u>Hispanic/Latino</u>	77	47	124
<u>American Indian or Alaska Native</u>	7	1	8
<u>Asian</u>	39	23	62
<u>Black or African American</u>	92	75	167
<u>Native Hawaiian or Other Pacific Islander</u>	0	0	0
<u>White</u>	1,876	1,252	3,128


Two or more races	49	38	87
<u>Race and ethnicity unknown</u>	113	43	156
Total women	2,665	1,629	4,294
Total women prior year	2,722	1,617	4,339
Grand total (men+women)	4,963	2,670	7,633
Grand total (men+women) prior year	5,103	2,680	7,783

Institution: University of Missouri-Columbia (178396)

User ID: 29C0011

Part A - Fall Enrollment by Distance Education Status

Enrollment as of the institution's official fall reporting date or as of October 15, 2015

	<u>Undergraduate Students</u>		<u>Graduate Students</u>
	<u>Degree/Certificate Seeking</u>	Non-Degree/Certificate Seeking	
 Enrolled <i>exclusively</i> in <u>distance education courses</u>	490	149	1,933
Enrolled in <i>some but not all</i> distance education courses	7,498	34	468
<i>Not enrolled in any distance education courses</i>	19,405	215	5,232
Total (from prior part A screens)	27,393	398	7,633

You may use the space below to **provide context** for the data you've reported above.

Institution: University of Missouri-Columbia (178396)

User ID: 29C0011

Part A - Fall Enrollment by Distance Education Status

		<u>Undergraduate Students</u>		<u>Graduate Students</u>
		<u>Degree/Certificate Seeking</u>	Non-Degree/Certificate Seeking	
Of those students <i>exclusively</i> enrolled in <u>distance education courses</u>, report the number that are:				
Located in	MO	<input type="text" value="370"/>	<input type="text" value="70"/>	<input type="text" value="1,207"/>
Located in the U.S. but not in	MO	<input type="text" value="117"/>	<input type="text" value="77"/>	<input type="text" value="676"/>
Located in the U.S. but state/jurisdiction unknown		<input type="text" value="0"/>	<input type="text" value="0"/>	<input type="text" value="0"/>
Located outside the U.S.		<input type="text" value="3"/>	<input type="text" value="2"/>	<input type="text" value="50"/>
Location unknown/unreported		0	0	0
Total students exclusively enrolled in distance education (from section above)		490	149	1,933

Institution: University of Missouri-Columbia (178396)

User ID: 29C0011

Part A - Fall Enrollment Summary**Fall Enrollment Summary****Men**

Students enrolled for credit	Total full-time students	Total part-time students	Grand total, all students
<u>Nonresident alien</u>	1,066	384	1,450
<u>Hispanic/Latino</u>	504	64	568
<u>American Indian or Alaska Native</u>	29	3	32
<u>Asian</u>	356	36	392
<u>Black or African American</u>	917	100	1,017
<u>Native Hawaiian or Other Pacific Islander</u>	7	2	9
<u>White</u>	11,299	1,317	12,616
Two or more races	383	36	419
<u>Race and ethnicity unknown</u>	170	47	217
Total men	14,731	1,989	16,720

Women

Students enrolled for credit	Total full-time students	Total part-time students	Grand total, all students
<u>Nonresident alien</u>	835	222	1,057
<u>Hispanic/Latino</u>	567	78	645
<u>American Indian or Alaska Native</u>	28	4	32
<u>Asian</u>	334	53	387
<u>Black or African American</u>	1,387	138	1,525
<u>Native Hawaiian or Other Pacific Islander</u>	6	0	6
<u>White</u>	12,462	1,825	14,287
Two or more races	467	63	530
<u>Race and ethnicity unknown</u>	173	62	235
Total women	16,259	2,445	18,704

Grand Total (men+women)

30,990

4,434

35,424

Institution: University of Missouri-Columbia (178396)

User ID: 29C0011

Part B - Fall Enrollment by Age and Gender for Full-time Undergraduate StudentsEnrollment as of the institution's official fall reporting date or as of October 15, 2015

Age	Full-time Undergraduate Students	
	Men	Women
Under 18	37	69
18-19	4,981	5,989
20-21	5,139	5,997
22-24	1,958	1,363
25-29	216	118
30-34	63	23
35-39	22	21
40-49	13	14
50-64	4	0
65 and over		
Age unknown/unreported	0	0
Total full-time undergraduate students (from part A)	12,433	13,594

Institution: University of Missouri-Columbia (178396)

User ID: 29C0011

Part B - Fall Enrollment by Age and Gender for Part-time Undergraduate StudentsEnrollment as of the institution's official fall reporting date or as of October 15, 2015

Age	Part-time Undergraduate Students	
	Men	Women
Under 18	19	17
18-19	153	99
20-21	222	189
22-24	342	277
25-29	110	86
30-34	39	58
35-39	25	24
40-49	26	40
50-64	10	25
65 and over	2	1
Age unknown/unreported	0	0
Total part-time undergraduate students (from part A)	948	816

Institution: University of Missouri-Columbia (178396)

User ID: 29C0011

Part B - Fall Enrollment by Age and Gender for Full-time Graduate StudentsEnrollment as of the institution's official fall reporting date or as of October 15, 2015

Age	Full-time Graduate Students	
	Men	Women
Under 18	<input type="text" value="0"/>	<input type="text" value="1"/>
18-19	<input type="text"/>	<input type="text"/>
20-21	<input type="text" value="29"/>	<input type="text" value="65"/>
22-24	<input type="text" value="763"/>	<input type="text" value="1,150"/>
25-29	<input type="text" value="823"/>	<input type="text" value="820"/>
30-34	<input type="text" value="375"/>	<input type="text" value="301"/>
35-39	<input type="text" value="181"/>	<input type="text" value="127"/>
40-49	<input type="text" value="96"/>	<input type="text" value="126"/>
50-64	<input type="text" value="30"/>	<input type="text" value="74"/>
65 and over	<input type="text" value="1"/>	<input type="text" value="1"/>
Age unknown/unreported	0	0
Total full-time graduate students (from part A)	2,298	2,665

Institution: University of Missouri-Columbia (178396)

User ID: 29C0011

Part B - Fall Enrollment by Age and Gender for Part-time Graduate StudentsEnrollment as of the institution's official fall reporting date or as of October 15, 2015

Age	Part-time Graduate Students	
	Men	Women
Under 18	<input type="text"/>	<input type="text"/>
18-19	<input type="text"/>	<input type="text"/>
20-21	<input type="text" value="2"/>	<input type="text" value="4"/>
22-24	<input type="text" value="136"/>	<input type="text" value="174"/>
25-29	<input type="text" value="351"/>	<input type="text" value="489"/>
30-34	<input type="text" value="219"/>	<input type="text" value="315"/>
35-39	<input type="text" value="133"/>	<input type="text" value="201"/>
40-49	<input type="text" value="135"/>	<input type="text" value="298"/>
50-64	<input type="text" value="61"/>	<input type="text" value="146"/>
65 and over	<input type="text" value="4"/>	<input type="text" value="2"/>
Age unknown/unreported	0	0
Total part-time graduate students (from part A)	1,041	1,629

Institution: University of Missouri-Columbia (178396)

User ID: 29C0011

Part C - Screening Question

Did any of your first-time degree/certificate-seeking undergraduate students (reported in Part A) enroll within 12 months of graduating high school or receiving their GED?


<input type="radio"/>	No, we do not have any first-time students who enrolled within 12 months of their high school graduation.
<input checked="" type="radio"/>	Yes, we have first-time students who enrolled within 12 months of their high school graduation.

You may use the space below to provide context for the data you've reported above.

Institution: University of Missouri-Columbia (178396)

User ID: 29C0011

Part C - Residence of First-time Undergraduates**NOTE: These data are optional this year.****Enrollment as of the institution's official fall reporting date or as of **October 15, 2015****Enter **at least one** zero, where applicable, to verify that the screen has not been skipped.

State of residence when student was first admitted	FIPS Code	 Total <u>first-time</u> degree/certificate-seeking undergraduates (1)	Of students in column 1, those who enrolled within 12 months of high school graduation or receiving their GED (2)
Alabama	01	<input type="text" value="3"/>	<input type="text" value="3"/>
Alaska	02	<input type="text"/>	<input type="text"/>
Arizona	04	<input type="text" value="15"/>	<input type="text" value="15"/>
Arkansas	05	<input type="text" value="23"/>	<input type="text" value="23"/>
California	06	<input type="text" value="72"/>	<input type="text" value="71"/>
Colorado	08	<input type="text" value="61"/>	<input type="text" value="61"/>
Connecticut	09	<input type="text" value="12"/>	<input type="text" value="12"/>
Delaware	10	<input type="text"/>	<input type="text"/>
District of Columbia	11	<input type="text" value="1"/>	<input type="text" value="1"/>
Florida	12	<input type="text" value="25"/>	<input type="text" value="25"/>
Georgia	13	<input type="text" value="40"/>	<input type="text" value="40"/>
Hawaii	15	<input type="text" value="2"/>	<input type="text" value="2"/>
Idaho	16	<input type="text"/>	<input type="text"/>
Illinois	17	<input type="text" value="1,319"/>	<input type="text" value="1,312"/>
Indiana	18	<input type="text" value="18"/>	<input type="text" value="18"/>
Iowa	19	<input type="text" value="44"/>	<input type="text" value="44"/>
Kansas	20	<input type="text" value="121"/>	<input type="text" value="121"/>
Kentucky	21	<input type="text" value="7"/>	<input type="text" value="7"/>
Louisiana	22	<input type="text" value="6"/>	<input type="text" value="5"/>
Maine	23	<input type="text" value="1"/>	<input type="text" value="1"/>

Institution: University of Missouri-Columbia (178396)

User ID: 29C0011

Part C - Residence of First-time Undergraduates**NOTE: These data are optional this year.****Enrollment as of the institution's official fall reporting date or as of **October 15, 2015****Enter **at least one** zero, where applicable, to verify that the screen has not been skipped.

State of residence when student was first admitted	FIPS Code	Total <u>first-time</u> degree/certificate-seeking undergraduates (1)	Of students in column 1, those who enrolled within 12 months of high school graduation or receiving their GED (2)
Maryland	24	<input type="text" value="13"/>	<input type="text" value="13"/>
Massachusetts	25	<input type="text" value="6"/>	<input type="text" value="6"/>
Michigan	26	<input type="text" value="17"/>	<input type="text" value="16"/>
Minnesota	27	<input type="text" value="134"/>	<input type="text" value="133"/>
Mississippi	28	<input type="text" value="4"/>	<input type="text" value="4"/>
Missouri	29	<input type="text" value="3,722"/>	<input type="text" value="3,684"/>
Montana	30	<input type="text"/>	<input type="text"/>
Nebraska	31	<input type="text" value="15"/>	<input type="text" value="15"/>
Nevada	32	<input type="text" value="6"/>	<input type="text" value="6"/>
New Hampshire	33	<input type="text" value="1"/>	<input type="text" value="1"/>
New Jersey	34	<input type="text" value="7"/>	<input type="text" value="7"/>
New Mexico	35	<input type="text" value="1"/>	<input type="text" value="1"/>
New York	36	<input type="text" value="13"/>	<input type="text" value="12"/>
North Carolina	37	<input type="text" value="8"/>	<input type="text" value="8"/>
North Dakota	38	<input type="text"/>	<input type="text"/>
Ohio	39	<input type="text" value="18"/>	<input type="text" value="18"/>
Oklahoma	40	<input type="text" value="14"/>	<input type="text" value="14"/>
Oregon	41	<input type="text" value="3"/>	<input type="text" value="3"/>
Pennsylvania	42	<input type="text" value="8"/>	<input type="text" value="7"/>
Rhode Island	44	<input type="text"/>	<input type="text"/>

Institution: University of Missouri-Columbia (178396)

User ID: 29C0011

Part C - Residence of First-time Undergraduates**NOTE: These data are optional this year.****Enrollment as of the institution's official fall reporting date or as of **October 15, 2015****Enter **at least one** zero, where applicable, to verify that the screen has not been skipped.

State of <u>residence</u> when student was first admitted	FIPS Code	Total <u>first-time</u> degree/certificate-seeking undergraduates (1)	Of students in column 1, those who enrolled within 12 months of high school graduation or receiving their GED (2)
South Carolina	45	<input type="text" value="4"/>	<input type="text" value="4"/>
South Dakota	46	<input type="text" value="2"/>	<input type="text" value="2"/>
Tennessee	47	<input type="text" value="39"/>	<input type="text" value="39"/>
Texas	48	<input type="text" value="164"/>	<input type="text" value="161"/>
Utah	49	<input type="text" value="2"/>	<input type="text" value="2"/>
Vermont	50	<input type="text"/>	<input type="text"/>
Virginia	51	<input type="text" value="15"/>	<input type="text" value="15"/>
Washington	53	<input type="text" value="4"/>	<input type="text" value="3"/>
West Virginia	54	<input type="text"/>	<input type="text"/>
Wisconsin	55	<input type="text" value="34"/>	<input type="text" value="34"/>
Wyoming	56	<input type="text" value="1"/>	<input type="text" value="1"/>
<u>State Unknown</u>	57	<input type="text"/>	<input type="text"/>
American Samoa	60	<input type="text"/>	<input type="text"/>
Federated States of Micronesia	64	<input type="text"/>	<input type="text"/>
Guam	66	<input type="text"/>	<input type="text"/>
Marshall Islands	68	<input type="text"/>	<input type="text"/>
Northern Marianas	69	<input type="text"/>	<input type="text"/>
Palau	70	<input type="text"/>	<input type="text"/>
Puerto Rico	72	<input type="text"/>	<input type="text"/>
Virgin Islands	78	<input type="text"/>	<input type="text"/>
Foreign Countries	90	<input type="text" value="161"/>	<input type="text" value="106"/>
Residence unknown/unreported	98	<input type="text" value="5"/>	
Total first-time degree/certificate-seeking undergraduates (from Part A)		6,191	6,076

You may use the space below to provide context for the data you've reported above.

An empty table with a white background and a thin black border. The table is oriented horizontally and contains no data. It features a vertical scrollbar on the right side and a horizontal scrollbar at the bottom, both with standard arrow icons.

Institution: University of Missouri-Columbia (178396)

User ID: 29C0011

Part D - Total Undergraduate Entering Class**Total Undergraduate Entering Class, Fall 2015**

D1	Total full-time, first-time degree/certificate-seeking <u>undergraduates</u> from Part A (GR <u>cohort</u>)	6,035
D2	Total <u>first-time</u> degree/certificate-seeking undergraduates (full-time + part-time) from Part A	6,191
D3	Total <u>transfer-in</u> degree/certificate-seeking undergraduates (full-time + part-time) from Part A	1,107
D4	Total <u>non-degree/certificate-seeking</u> undergraduates (full-time + part-time) from Part A	398
D5	Of the total non-degree/certificate-seeking undergraduates displayed on line D4, the number that are new to the institution in Fall 2015	87
D6	Total <u>entering students</u> at the undergraduate level Note: This is calculated as first-time students (line D2) + students transferring to the institution (line D3) + non-degree/certificate-seeking undergraduates entering in Fall 2015 (line D5).	7,385
D7	Percentage of undergraduate entering class represented by your GR <u>cohort</u> (line D1/line D6)	82

Institution: University of Missouri-Columbia (178396)

User ID: 29C0011

Part E - First-time Bachelor's Cohort Retention Rates (Full-time)

Retention Rates

Full-time, First-time Bachelor's Cohort from Fall 2014

Academic reporters determine the cohort and retention as of the institution's official fall reporting date or as of October 15. Program reporters determine the cohort with enrollment any time between August 1 and October 31, 2014 and retention based on August 1, 2015.

The retention rate is calculated by the system after clicking "Save" on the screen. Exclusions are subtracted from the original cohort and the resulting adjusted cohort is used for calculating the retention rate.


Retention Data Reporting Reminders:

- Include only **full-time, first-time bachelor's** students in this cohort.
- Determine the full-time cohort using Fall 2014 status (e.g. if a student was full-time in Fall 2014, report them in the full-time cohort regardless of their Fall 2015 status).
- If there are no students to report in the cohort, enter zero. Do not leave the field blank.
- Report in the exclusions box (line E2) the number of students from the cohort who left the institution for any of the following reasons: died or were totally and permanently disabled; to serve in the armed forces (including those called to active duty); to serve with a foreign aid service of the Federal Government (e.g. Peace Corps); or to serve on official church missions.

Prior year data (Fall 2013 cohort)

FULL-TIME, FIRST-TIME BACHELOR'S COHORT RETENTION:

E1	Full-time, first-time Fall 2014 bachelor's cohort	<input type="text" value="6,408"/>	6,060	
E2	<u>Exclusions</u> from the Fall 2014 cohort	<input type="text" value="1"/>	0	
E3	Adjusted Fall 2014 cohort (line E1- line E2)	6,407	6,060	
E4	Students from Fall 2014 cohort still enrolled as of Fall 2015	<input type="text" value="5,585"/>	5,223	
E5	Full-time, first-time Fall 2014 bachelor's cohort retention rate (line E4 / line E3)	87 %	86	%

 You may use the space below to **provide context** for the data you've reported above. These context notes will be posted on the College Navigator website, and should be written to be understood by students and parents.

^
v
<
>

Institution: University of Missouri-Columbia (178396)

User ID: 29C0011

Part E - First-time Bachelor's Cohort Retention Rates (Part-time)

Retention Rates

Part-time, First-time Bachelor's Cohort from Fall 2014

Academic reporters determine the cohort and retention as of the institution's official fall reporting date or as of October 15. Program reporters determine the cohort with enrollment any time between August 1 and October 31, 2014 and retention based on August 1, 2015.


The retention rate is calculated by the system after clicking "Save" on the screen. Exclusions are subtracted from the original cohort and the resulting adjusted cohort is used for calculating the retention rate.


Retention Data Reporting Reminders:

- Include only **part-time, first-time bachelor's-seeking** students in this cohort.
- Determine part-time using Fall 2014 attendance status (e.g. if a student was part-time in Fall 2014, report them in the part-time cohort regardless of their Fall 2015 status).
- If there are no students to report in the cohort, enter zero. Do not leave the field blank.
- Report in the exclusions box (line E7) the number of students from the cohort who left the institution for any of the following reasons: died or were totally and permanently disabled; to serve in the armed forces (including those called to active duty); to serve with a foreign aid service of the Federal Government (e.g. Peace Corps); or to serve on official church missions.

Prior year data (Fall 2013 cohort)

PART-TIME, FIRST-TIME BACHELOR'S COHORT RETENTION:

E6	Part-time, first-time Fall 2014 bachelor's cohort	 <input type="text" value="107"/>	134	
E7	<u>Exclusions</u> from the Fall 2014 cohort	<input type="text" value="0"/>	0	
E8	Adjusted Fall 2014 cohort (line E6 - line E7)	107	134	
E9	Students from Fall 2014 cohort still enrolled as of Fall 2015	<input type="text" value="76"/>	91	
E10	Part-time, first-time Fall 2014 bachelor's cohort retention rate (line E9 / line E8)	71 %	68	%

 You may use the space below to **provide context** for the data you've reported above. These context notes will be posted on the College Navigator website, and should be written to be understood by students and parents.

Institution: University of Missouri-Columbia (178396)

User ID: 29C0011


Part F - Student-to-Faculty Ratio

Please provide your institution's student-to-faculty ratio (i.e., student-to-instructional staff) for undergraduate programs for Fall 2015. The student-to-faculty ratio and any accompanying context that is provided will be displayed on College Navigator.

Note: Logic in this item is similar to item I-2 from the Common Data Set data collection.

Click [here](#) to use a worksheet to help you determine the student-to-faculty ratio

Student-to-faculty ratio	<input type="text" value="20"/>	to 1
Student-to-faculty ratio prior year	20	to 1

 You may use the space below to **provide context** for the data you've reported above. These context notes will be posted on the College Navigator website, and should be written to be understood by students and parents.

Institution: University of Missouri-Columbia (178396)

User ID: 29C0011

Summary

Fall Enrollment Survey Summary Four-Year Institutions with Graduate Students

IPEDS collects important information regarding your institution. All data reported in IPEDS survey components become available in the IPEDS Data Center and appear as aggregated data in various Department of Education reports. Additionally, some of the reported data appears specifically for your institution through the College Navigator website and is included in your institution's Data Feedback Report (DFR). The purpose of this summary is to provide you an opportunity to view some of the data that, when accepted through the IPEDS quality control process, will appear on the College Navigator website and/or your DFR. College Navigator is updated approximately three months after the data collection period closes and Data Feedback Reports will be available through the [Data Center](#) and sent to your institution's CEO in November 2016.

Please review your data for accuracy. If you have questions about the data displayed below after reviewing the data reported on the survey screens, please contact the IPEDS Help Desk at: 1-877-225-2568 or ipedshelp@rti.org.

Student Enrollment	
Total enrollment	35,424
Undergraduate enrollment	27,791
Undergraduate transfer-in enrollment	1,107
Graduate enrollment	7,633
Student-to-faculty ratio	20 to 1

Student Characteristics (All Students)	
Percent of all students who are female	53%
Percent of all students by race/ethnicity:	
American Indian or Alaska Native	0%
Asian	2%
Black or African American	7%
Hispanic/Latino	3%
Native Hawaiian or Pacific Islander	0%
White	76%
Two or More Races	3%
Race and ethnicity unknown	1%
Nonresident alien	7%

Undergraduate Student Characteristics	
Percent of undergraduates who are female	52%
Percent of undergraduates who are full-time	94%
Percent of undergraduates by race/ethnicity:	
American Indian or Alaska Native	0%
Asian	2%
Black or African American	8%

Hispanic/Latino	4%
Native Hawaiian or Pacific Islander	0%
White	78%
Two or More Races	3%
Race and ethnicity unknown	1%
Nonresident alien	4%
Percent of undergraduate students by age:	
24 and under	97%
25 and over	3%
Age unknown	0%

Undergraduate Retention and Graduation Rate Cohort	
First-time, full-time bachelor's seeking student retention rate	87%
First-time, part-time bachelor's seeking student retention rate	71%
Graduation rate cohort as percent of total entering students	
	82%

Graduate Student Characteristics	
Percent of graduate students who are female	56%
Percent of graduate students who are full-time	65%

Institution: University of Missouri-Columbia (178396)
 Edit Report

User ID: 29C0011

Fall Enrollment

University of Missouri-Columbia (178396)

Source	Description	Severity	Resolved	Options
--------	-------------	----------	----------	---------

Screen: Part A - Fall Enrollment for Part-time Undergraduate Students

Upload File	The number entered is outside the expected range when compared with the prior year value. Please correct your data or explain. (Error #6304)	Explanation	Yes	
Reason:	The increase of part-time degree-seeking undergraduate men is a result of an abnormal drop in the prior year. 2015 (105); 2014 (62); 2013 (81); 2012 (75).			

Screen: Part E - First-time Bachelor's Cohort Retention Rates (Part-time)

Upload File	The part-time, first-time bachelor's cohort reported in Part E (107) is outside the expected range when compared with the prior year value (Fall 2013 cohort). Please correct your data or explain. (Error #6805)	Explanation	Yes	
Reason:	This is correct since it matches last year's reported first-time degree-seeking part-time undergraduates.			