

Fall Enrollment 2013-14

Institution: Missouri University of Science and Technology (178411)

User ID: 29C0011

Overview**Fall Enrollment Overview**

The Fall Enrollment component collects student enrollment counts by level of student, enrollment status, gender and race/ethnicity. In addition, first-time student retention rates and the student-to-faculty ratio are collected. Every other year data on residence of first-time undergraduates is required and in opposite years, enrollment by student age is required to be reported.

Institutions operating on a traditional academic year calendar (semester, trimester, quarter, or 4-1-4) report Fall enrollment as of the institution's official fall reporting date or October 15. Institutions operating on a calendar that differs by program or that enrolls students on a continuous basis (referred to as program reporters) report Fall enrollment as students enrolled any time during the period August 1 and October 31.

Data Reporting Reminders:

- Institutions must continue to report using the new race/ethnicity categories.
- Institutions must continue to use the new postbaccalaureate degree categories (eliminating the first-professional category and reclassifying those programs). All postbaccalaureate students are to be reported as graduate students for enrollment purposes, including any doctor's-professional practice students (formerly first-professional).
- Part B, Enrollment of students by age, is **required** this year.
- Part C, Residence of first-time degree/certificate-seeking undergraduates, is **optional** this year.

Resources:

To download the survey materials for this component: [Survey Materials](#)

To access your prior year data submission for this component: [Reported Data](#)

If you have questions about completing this survey, please contact the **IPEDS Help Desk at 1-877-225-2568**.

Institution: Missouri University of Science and Technology (178411)

User ID: 29C0011

Part C Selection**Part C (Residence of First-Time Degree/Certificate-Seeking Undergraduates) is optional this year.****Do you wish to complete Part C this year?****If you select 'Yes', you will be expected to complete the Part C screens.****If you select 'No', you will skip Part C.**

<input checked="" type="radio"/>	Yes, I will complete Part C
<input type="radio"/>	No, I will not complete Part C

Institution: Missouri University of Science and Technology (178411)

User ID: 29C0011

Part A - Fall Enrollment for Full-Time Undergraduate StudentsEnrollment as of the institution's official fall reporting date or as of October 15, 2013**Full-time Undergraduate Students****Race/Ethnicity Reporting Reminder:**

- Report Hispanic/Latino individuals of any race as Hispanic/Latino
- Report race for non-Hispanic/Latino individuals only

Enrolled for <u>credit</u>	Degree/certificate-seeking			Total degree/certificate-seeking	Non-degree/non-certificate-seeking	Total, full-time undergraduate students
	<u>First-time</u>	<u>Transfer-in</u>	Continuing			
Men						
<u>Nonresident alien</u>	12	41	117	170	21	191
<u>Hispanic/Latino</u>	25	8	73	106	0	106
<u>American Indian or Alaska Native</u>	0	1	12	13	0	13
<u>Asian</u>	24	6	66	96	0	96
<u>Black or African American</u>	38	14	124	176	0	176
<u>Native Hawaiian or Other Pacific Islander</u>	0	1	6	7	0	7
<u>White</u>	797	195	2,415	3,407	2	3,409
Two or more races	26	6	47	79	0	79
<u>Race and ethnicity unknown</u>	37	7	106	150	0	150
Total men	959	279	2,966	4,204	23	4,227
Total men prior year	885	242	2,920	4,047	23	4,070
Women						
<u>Nonresident alien</u>	5	13	45	63	13	76
<u>Hispanic/Latino</u>	3	2	24	29	0	29
<u>American Indian or Alaska Native</u>	0	1	6	7	0	7
<u>Asian</u>	15	5	21	41	0	41
<u>Black or African American</u>	13	5	40	58	0	58
<u>Native Hawaiian or Other Pacific Islander</u>	1	0	1	2	0	2
<u>White</u>	223	45	685	953	2	955
Two or more races	14	1	22	37	0	37
<u>Race and ethnicity unknown</u>	11	1	28	40	0	40
Total women	285	73	872	1,230	15	1,245
Total women prior year	234	85	862	1,181	9	1,190

Print Forms (data)

Grand total (men+women)	1,244	352	3,838	5,434	38	5,472
Grand total (men+women) prior year	1,119	327	3,782	5,228	32	5,260

Institution: Missouri University of Science and Technology (178411)

User ID: 29C0011

Part A - Fall Enrollment for Part-time Undergraduate StudentsEnrollment as of the institution's official fall reporting date or as of October 15, 2013**Part-time Undergraduate Students****Race/Ethnicity Reporting Reminder:**

- Report Hispanic/Latino individuals of any race as Hispanic/Latino
- Report race for non-Hispanic/Latino individuals only

Enrolled for <u>credit</u>	<u>Degree/certificate-seeking</u>			Total degree/certificate-seeking	Non-degree/non-certificate-seeking	Total, part-time undergraduate students
	<u>First-time</u>	<u>Transfer-in</u>	Continuing			
Men						
<u>Nonresident alien</u>	10	15	27	52	1	53
<u>Hispanic/Latino</u>	0	1	6	7	0	7
<u>American Indian or Alaska Native</u>	0	1	3	4	0	4
<u>Asian</u>	0	1	7	8	3	11
<u>Black or African American</u>	0	3	21	24	0	24
<u>Native Hawaiian or Other Pacific Islander</u>	0	0	0	0	1	1
<u>White</u>	1	17	330	348	6	354
Two or more races	0	0	3	3	0	3
<u>Race and ethnicity unknown</u>	2	2	14	18	11	29
Total men	13	40	411	464	22	486
Total men prior year	3	26	352	381	31	412
Women						
<u>Nonresident alien</u>	5	25	34	64	0	64
<u>Hispanic/Latino</u>	0	0	6	6	1	7
<u>American Indian or Alaska Native</u>	0	0	0	0	0	0
<u>Asian</u>	0	0	2	2	0	2
<u>Black or African American</u>	0	0	6	6	0	6
<u>Native Hawaiian or Other Pacific Islander</u>	0	0	1	1	0	1
<u>White</u>	0	7	75	82	5	87
Two or more races	0	0	1	1	0	1
<u>Race and ethnicity unknown</u>	0	0	4	4	15	19
Total women	5	32	129	166	21	187
Total women prior year	2	20	121	143	26	169

Print Forms (data)

Grand total (men+women)	18	72	540	630	43	673
Grand total (men+women) prior year	5	46	473	524	57	581

Institution: Missouri University of Science and Technology (178411)

User ID: 29C0011

Part A - Fall Enrollment for Graduate StudentsEnrollment as of the institution's official fall reporting date or as of October 15, 2013**Graduate Students****Race/Ethnicity Reporting Reminder:**

- Report Hispanic/Latino individuals of any race as Hispanic/Latino
- Report race for non-Hispanic/Latino individuals only

Graduate Student Reporting Reminder:

- Report all postbaccalaureate degree and certificate students as graduate students, including any doctor's-professional practice students (formerly first-professional)

Enrolled for <u>credit</u>	Total <u>full-time</u>	Total <u>part-time</u>	Total graduate students
Men			
<u>Nonresident alien</u>	584	115	699
<u>Hispanic/Latino</u>	11	23	34
<u>American Indian or Alaska Native</u>	1	2	3
<u>Asian</u>	7	25	32
<u>Black or African American</u>	15	28	43
<u>Native Hawaiian or Other Pacific Islander</u>	0	3	3
<u>White</u>	307	395	702
Two or more races	0	2	2
<u>Race and ethnicity unknown</u>	22	37	59
Total men	947	630	1,577
Total men prior year	823	609	1,432
Women			
<u>Nonresident alien</u>	171	24	195
<u>Hispanic/Latino</u>	6	10	16
<u>American Indian or Alaska Native</u>	0	2	2
<u>Asian</u>	2	7	9
<u>Black or African American</u>	6	9	15
<u>Native Hawaiian or Other Pacific Islander</u>	2	0	2
<u>White</u>	48	104	152
Two or more races	1	1	2
<u>Race and ethnicity unknown</u>	8	6	14
Total women	244	163	407
Total women prior year	216	156	372
Grand total (men+women)	1,191	793	1,984
Grand total (men+women) prior year	1,039	765	1,804

Institution: Missouri University of Science and Technology (178411)

User ID: 29C0011

Part A - Fall Enrollment by Distance Education Status

Enrollment as of the institution's official fall reporting date or as of October 15, 2013

	<u>Undergraduate Students</u>		<u>Graduate Students</u>
	<u>Degree/Certificate Seeking</u>	Non-Degree/Certificate Seeking	
Enrolled exclusively in distance education courses	20	4	618
Enrolled in some but not all distance education courses	1,810	14	177
Not enrolled in any distance education courses	4,234	63	1,189
Total (all distance education statuses)	6,064	81	1,984
Total (from prior part A screens) <i>NOTE: The total of all distance education statuses (above) must equal this total carried forward from the prior part A screens</i>	6,064	81	1,984

You may use the space below to provide context for the data you've reported above.

Institution: Missouri University of Science and Technology (178411)

User ID: 29C0011

Part A - Fall Enrollment by Distance Education Status

Of those students <i>exclusively</i> enrolled in distance education courses, report the number that are:		<u>Undergraduate Students</u>		<u>Graduate Students</u>
		<u>Degree/Certificate Seeking</u>	Non-Degree/Certificate Seeking	
Located in	MO	<input type="text" value="17"/>	<input type="text" value="2"/>	<input type="text" value="262"/>
Located in the U.S. but not in	MO	<input type="text" value="3"/>	<input type="text" value="1"/>	<input type="text" value="320"/>
Located in the U.S. but state/jurisdiction unknown		<input type="text" value="0"/>	<input type="text" value="0"/>	<input type="text" value="0"/>
Located outside the U.S.		<input type="text" value="0"/>	<input type="text" value="1"/>	<input type="text" value="36"/>
Location unknown/unreported		0	0	0
Total students exclusively enrolled in distance education (from section above)		20	4	618

Institution: Missouri University of Science and Technology (178411)

User ID: 29C0011

Part A - Fall Enrollment Summary

Fall Enrollment Summary			
Students enrolled for credit	Total full-time students	Total part-time students	Grand total, all students
Men			
<u>Nonresident alien</u>	775	168	943
<u>Hispanic/Latino</u>	117	30	147
<u>American Indian or Alaska Native</u>	14	6	20
<u>Asian</u>	103	36	139
<u>Black or African American</u>	191	52	243
<u>Native Hawaiian or Other Pacific Islander</u>	7	4	11
<u>White</u>	3,716	749	4,465
Two or more races	79	5	84
<u>Race and ethnicity unknown</u>	172	66	238
Total men	5,174	1,116	6,290
Women			
<u>Nonresident alien</u>	247	88	335
<u>Hispanic/Latino</u>	35	17	52
<u>American Indian or Alaska Native</u>	7	2	9
<u>Asian</u>	43	9	52
<u>Black or African American</u>	64	15	79
<u>Native Hawaiian or Other Pacific Islander</u>	4	1	5
<u>White</u>	1,003	191	1,194
Two or more races	38	2	40
<u>Race and ethnicity unknown</u>	48	25	73
Total women	1,489	350	1,839
Grand Total (men+women)	6,663	1,466	8,129

Institution: Missouri University of Science and Technology (178411)

User ID: 29C0011

Part B - Fall Enrollment by Age and Gender for Full-time Undergraduate StudentsEnrollment as of the institution's official fall reporting date or as of October 15, 2013

Age	Full-time Undergraduate Students	
	Men	Women
Under 18	25	6
18-19	1,552	475
20-21	1,476	484
22-24	942	240
25-29	141	20
30-34	61	11
35-39	13	5
40-49	15	4
50-64	2	0
65 and over	0	0
Age unknown/unreported	0	0
Total full-time undergraduate students (from part A)	4,227	1,245

Institution: Missouri University of Science and Technology (178411)

User ID: 29C0011

Part B - Fall Enrollment by Age and Gender for Part-time Undergraduate StudentsEnrollment as of the institution's official fall reporting date or as of October 15, 2013

Age	<u>Part-time Undergraduate Students</u>	
	Men	Women
Under 18	<input type="text" value="9"/>	<input type="text" value="7"/>
18-19	<input type="text" value="36"/>	<input type="text" value="18"/>
20-21	<input type="text" value="139"/>	<input type="text" value="74"/>
22-24	<input type="text" value="194"/>	<input type="text" value="44"/>
25-29	<input type="text" value="59"/>	<input type="text" value="21"/>
30-34	<input type="text" value="24"/>	<input type="text" value="10"/>
35-39	<input type="text" value="15"/>	<input type="text" value="4"/>
40-49	<input type="text" value="6"/>	<input type="text" value="4"/>
50-64	<input type="text" value="3"/>	<input type="text" value="2"/>
65 and over	<input type="text" value="1"/>	<input type="text" value="3"/>
Age unknown/unreported	0	0
Total part-time undergraduate students (from part A)	486	187

Institution: Missouri University of Science and Technology (178411)

User ID: 29C0011

Part B - Fall Enrollment by Age and Gender for Full-time Graduate StudentsEnrollment as of the institution's official fall reporting date or as of October 15, 2013

Age	<u>Full-time Graduate Students</u>	
	Men	Women
Under 18	<input type="text"/>	<input type="text"/>
18-19	<input type="text"/>	<input type="text"/>
20-21	<input type="text" value="28"/>	<input type="text" value="15"/>
22-24	<input type="text" value="262"/>	<input type="text" value="76"/>
25-29	<input type="text" value="413"/>	<input type="text" value="99"/>
30-34	<input type="text" value="151"/>	<input type="text" value="33"/>
35-39	<input type="text" value="56"/>	<input type="text" value="11"/>
40-49	<input type="text" value="31"/>	<input type="text" value="7"/>
50-64	<input type="text" value="6"/>	<input type="text" value="3"/>
65 and over	<input type="text" value="0"/>	<input type="text" value="0"/>
Age unknown/unreported	0	0
Total full-time graduate students (from part A)	947	244

Institution: Missouri University of Science and Technology (178411)

User ID: 29C0011

Part B - Fall Enrollment by Age and Gender for Part-time Graduate StudentsEnrollment as of the institution's official fall reporting date or as of October 15, 2013

Age	Part-time Graduate Students	
	Men	Women
Under 18	0	0
18-19	0	0
20-21	2	0
22-24	66	24
25-29	209	65
30-34	133	30
35-39	85	17
40-49	95	15
50-64	36	12
65 and over	4	0
Age unknown/unreported	0	0
Total part-time graduate students (from part A)	630	163

Institution: Missouri University of Science and Technology (178411)

User ID: 29C0011

Part C - Screening Question

Did any of your first-time degree/certificate-seeking undergraduate students (reported in Part A) enroll within 12 months of graduating high school or receiving their GED?


- | | |
|----------------------------------|-----------------------------------------------------------------------------------------------------------|
| <input checked="" type="radio"/> | Yes, we have first-time students who enrolled within 12 months of their high school graduation. |
| <input type="radio"/> | No, we do not have any first-time students who enrolled within 12 months of their high school graduation. |

You may use the space below to provide context for the data you've reported above.

Institution: Missouri University of Science and Technology (178411)

User ID: 29C0011

Part C - Residence of First-time Undergraduates**NOTE: These data are optional this year.****Enrollment as of the institution's official fall reporting date or as of October 15, 2013**

State of <u>residence</u> when student was first admitted	FIPS Code	 Total <u>first-time</u> degree/certificate-seeking undergraduates (1)	Of students in column 1, those who enrolled within 12 months of high school graduation or receiving their GED (2)
Alabama	01	<input type="text"/>	<input type="text"/>
Alaska	02	<input type="text" value="3"/>	<input type="text" value="3"/>
Arizona	04	<input type="text"/>	<input type="text"/>
Arkansas	05	<input type="text" value="8"/>	<input type="text" value="8"/>
California	06	<input type="text" value="6"/>	<input type="text" value="6"/>
Colorado	08	<input type="text" value="8"/>	<input type="text" value="7"/>
Connecticut	09	<input type="text"/>	<input type="text"/>
Delaware	10	<input type="text"/>	<input type="text"/>
District of Columbia	11	<input type="text"/>	<input type="text"/>
Florida	12	<input type="text" value="1"/>	<input type="text" value="1"/>
Georgia	13	<input type="text"/>	<input type="text"/>
Hawaii	15	<input type="text" value="1"/>	<input type="text" value="1"/>
Idaho	16	<input type="text"/>	<input type="text"/>
Illinois	17	<input type="text" value="111"/>	<input type="text" value="110"/>
Indiana	18	<input type="text" value="3"/>	<input type="text" value="3"/>
Iowa	19	<input type="text" value="3"/>	<input type="text" value="3"/>
Kansas	20	<input type="text" value="14"/>	<input type="text" value="14"/>
Kentucky	21	<input type="text" value="2"/>	<input type="text" value="2"/>
Louisiana	22	<input type="text" value="3"/>	<input type="text" value="2"/>
Maine	23	<input type="text" value="1"/>	<input type="text" value="1"/>

Institution: Missouri University of Science and Technology (178411)

User ID: 29C0011

Part C - Residence of First-time Undergraduates

NOTE: These data are optional this year.

Enrollment as of the institution's official fall reporting date or as of October 15, 2013

State of <u>residence</u> when student was first admitted	FIPS Code	Total <u>first-time</u> degree/certificate-seeking undergraduates (1)	Of students in column 1, those who enrolled within 12 months of high school graduation or receiving their GED (2)
Maryland	24	<input type="text" value="2"/>	<input type="text" value="2"/>
Massachusetts	25	<input type="text" value="1"/>	<input type="text" value="1"/>
Michigan	26	<input type="text" value="3"/>	<input type="text" value="3"/>
Minnesota	27	<input type="text" value="4"/>	<input type="text" value="4"/>
Mississippi	28	<input type="text"/>	<input type="text"/>
Missouri	29	<input type="text" value="1,000"/>	<input type="text" value="992"/>
Montana	30	<input type="text"/>	<input type="text"/>
Nebraska	31	<input type="text" value="4"/>	<input type="text" value="4"/>
Nevada	32	<input type="text"/>	<input type="text"/>
New Hampshire	33	<input type="text"/>	<input type="text"/>
New Jersey	34	<input type="text"/>	<input type="text"/>
New Mexico	35	<input type="text"/>	<input type="text"/>
New York	36	<input type="text"/>	<input type="text"/>
North Carolina	37	<input type="text" value="2"/>	<input type="text" value="2"/>
North Dakota	38	<input type="text"/>	<input type="text"/>
Ohio	39	<input type="text" value="7"/>	<input type="text" value="7"/>
Oklahoma	40	<input type="text" value="8"/>	<input type="text" value="8"/>
Oregon	41	<input type="text"/>	<input type="text"/>
Pennsylvania	42	<input type="text" value="3"/>	<input type="text" value="3"/>
Rhode Island	44	<input type="text"/>	<input type="text"/>

Institution: Missouri University of Science and Technology (178411)

User ID: 29C0011

Part C - Residence of First-time Undergraduates

NOTE: These data are optional this year.

Enrollment as of the institution's official fall reporting date or as of **October 15, 2013**

State of <u>residence</u> when student was first admitted	FIPS Code	Total <u>first-time</u> degree/certificate-seeking undergraduates (1)	Of students in column 1, those who enrolled within 12 months of high school graduation or receiving their GED (2)
South Carolina	45	<input type="text" value="1"/>	<input type="text" value="1"/>
South Dakota	46	<input type="text"/>	<input type="text"/>
Tennessee	47	<input type="text" value="4"/>	<input type="text" value="4"/>
Texas	48	<input type="text" value="17"/>	<input type="text" value="16"/>
Utah	49	<input type="text" value="1"/>	<input type="text" value="1"/>
Vermont	50	<input type="text"/>	<input type="text"/>
Virginia	51	<input type="text" value="3"/>	<input type="text" value="3"/>
Washington	53	<input type="text" value="3"/>	<input type="text" value="3"/>
West Virginia	54	<input type="text" value="1"/>	<input type="text" value="1"/>
Wisconsin	55	<input type="text" value="3"/>	<input type="text" value="3"/>
Wyoming	56	<input type="text" value="1"/>	<input type="text" value="1"/>
<u>State Unknown</u>	57	<input type="text"/>	<input type="text"/>
American Samoa	60	<input type="text"/>	<input type="text"/>
Federated States of Micronesia	64	<input type="text"/>	<input type="text"/>
Guam	66	<input type="text"/>	<input type="text"/>
Marshall Islands	68	<input type="text"/>	<input type="text"/>
Northern Marianas	69	<input type="text"/>	<input type="text"/>
Palau	70	<input type="text"/>	<input type="text"/>
Puerto Rico	72	<input type="text"/>	<input type="text"/>
Virgin Islands	78	<input type="text"/>	<input type="text"/>
Foreign Countries	90	<input type="text" value="30"/>	<input type="text" value="22"/>
Residence unknown/unreported	98	0	
Total first-time degree/certificate-seeking undergraduates (from Part A)		1,262	1,242

You may use the space below to provide context for the data you've reported above.

Institution: Missouri University of Science and Technology (178411)

User ID: 29C0011

Part D - Total Undergraduate Entering Class**Total Undergraduate Entering Class, Fall 2013**

D1	Total full-time, first-time degree/certificate-seeking <u>undergraduates</u> from Part A (GR <u>cohort</u>)	1,244
D2	Total <u>first-time</u> degree/certificate-seeking undergraduates (full-time + part-time) from Part A	1,262
D3	Total <u>transfer-in</u> degree/certificate-seeking undergraduates (full-time + part-time) from Part A	424
D4	Total <u>non-degree/certificate-seeking</u> undergraduates (full-time + part-time) from Part A	81
D5	Of the total non-degree/certificate-seeking undergraduates displayed on line D4, the number that are new to the institution in Fall 2013	4
D6	Total <u>entering students</u> at the undergraduate level Note: This is calculated as first-time students (line D2) + students transferring to the institution (line D3) + non-degree/certificate-seeking undergraduates entering in Fall 2013 (line D5).	1,690
D7	Percentage of undergraduate entering class represented by your GR <u>cohort</u> (line D1/line D6)	74

Institution: Missouri University of Science and Technology (178411)

User ID: 29C0011

Part E - First-time Bachelor's Cohort Retention Rates (Full-time)

Retention Rates

Full-time, First-time Bachelor's Cohort from Fall 2012

Academic reporters determine the cohort and retention as of the institution's official fall reporting date or as of October 15. Program reporters determine the cohort with enrollment any time between August 1 and October 31, 2012 and retention based on August 1, 2013.

The retention rate is calculated by the system after clicking "Save" on the screen. Exclusions are subtracted from the original cohort and the resulting adjusted cohort is used for calculating the retention rate.

Retention Data Reporting Reminders:

- Include only **full-time, first-time bachelor's** students in this cohort.
- Determine the full-time cohort using Fall 2012 status (e.g. if a student was full-time in Fall 2012, report them in the full-time cohort regardless of their Fall 2013 status).
- If there are no students to report in the cohort, enter zero. Do not leave the field blank.
- Report in the exclusions box (line E2) the number of students from the cohort who left the institution for any of the following reasons: died or were totally and permanently disabled; to serve in the armed forces (including those called to active duty); to serve with a foreign aid service of the Federal Government (e.g. Peace Corps); or to serve on official church missions.

Prior year data (Fall 2011 cohort)

FULL-TIME, FIRST-TIME BACHELOR'S COHORT RETENTION:

E1	Full-time, first-time Fall 2012 bachelor's cohort	<input type="text" value="1,119"/>	1,090	
E2	<u>Exclusions</u> from the Fall 2012 cohort	<input type="text" value="3"/>	0	
E3	Adjusted Fall 2012 cohort (line E1- line E2)	1,116	1,090	
E4	Students from Fall 2012 cohort still enrolled as of Fall 2013	<input type="text" value="922"/>	930	
E5	Full-time, first-time Fall 2012 bachelor's cohort retention rate (line E4 / line E3)	83 %	85	%

 You may use the space below to provide context for the data you've reported above.

These context notes will be posted on the College Navigator website, and should be written to be understood by students and parents.

Institution: Missouri University of Science and Technology (178411)

User ID: 29C0011

Part E - First-time Bachelor's Cohort Retention Rates (Part-time)

Retention Rates

Part-time, First-time Bachelor's Cohort from Fall 2012

Academic reporters determine the cohort and retention as of the institution's official fall reporting date or as of October 15. Program reporters determine the cohort with enrollment any time between August 1 and October 31, 2012 and retention based on August 1, 2013.


The retention rate is calculated by the system after clicking "Save" on the screen. Exclusions are subtracted from the original cohort and the resulting adjusted cohort is used for calculating the retention rate.

Retention Data Reporting Reminders:

- Include only **part-time, first-time bachelor's-seeking** students in this cohort.
- Determine part-time using Fall 2012 attendance status (e.g. if a student was part-time in Fall 2012, report them in the part-time cohort regardless of their Fall 2013 status).
- If there are no students to report in the cohort, enter zero. Do not leave the field blank.
- Report in the exclusions box (line E7) the number of students from the cohort who left the institution for any of the following reasons: died or were totally and permanently disabled; to serve in the armed forces (including those called to active duty); to serve with a foreign aid service of the Federal Government (e.g. Peace Corps); or to serve on official church missions.

Prior year data (Fall 2011 cohort)

PART-TIME, FIRST-TIME BACHELOR'S COHORT RETENTION:

E6	Part-time, first-time Fall 2012 bachelor's cohort	<input type="text" value="5"/>	6	
E7	<u>Exclusions</u> from the Fall 2012 cohort	<input type="text" value="0"/>	0	
E8	Adjusted Fall 2012 cohort (line E6 - line E7)	5	6	
E9	Students from Fall 2012 cohort still enrolled as of Fall 2013	<input type="text" value="3"/>	5	
E10	Part-time, first-time Fall 2012 bachelor's cohort retention rate (line E9 / line E8)	 60 %	83	%

 You may use the space below to provide context for the data you've reported above.

These context notes will be posted on the College Navigator website, and should be written to be understood by students and parents.

Institution: Missouri University of Science and Technology (178411)

User ID: 29C0011


Part F - Student-to-Faculty Ratio

Please provide your institution's student-to-faculty ratio (i.e., student-to-instructional staff) for undergraduate programs for Fall 2013. The student-to-faculty ratio and any accompanying context that is provided will be displayed on College Navigator.

Note: Logic in this item is similar to item I-2 from the Common Data Set data collection.

Click [here](#) to use a worksheet to help you determine the student-to-faculty ratio

Student-to-faculty ratio	17	to 1
Student-to-faculty ratio prior year	17	to 1

 You may use the space below to provide context for the data you've reported above. These context notes will be posted on the College Navigator website, and should be written to be understood by students and parents.

Institution: Missouri University of Science and Technology (178411)

User ID: 29C0011

Summary

Fall Enrollment Survey Summary Four-Year Institutions with Graduate Students

IPEDS collects important information regarding your institution. All data reported in IPEDS survey components become available in the IPEDS Data Center and appear as aggregated data in various Department of Education reports. Additionally, some of the reported data appears specifically for your institution through the College Navigator website and is included in your institution's Data Feedback Report (DFR). The purpose of this summary is to provide you an opportunity to view some of the data that, when accepted through the IPEDS quality control process, will appear on the College Navigator website and/or your DFR. College Navigator is updated approximately three months after the data collection period closes and Data Feedback Reports will be available through the [Data Center](#) and sent to your institution's CEO in November 2014.

Please review your data for accuracy. If you have questions about the data displayed below after reviewing the data reported on the survey screens, please contact the IPEDS Help Desk at: 1-877-225-2568 or ipedshelp@rti.org.

Student Enrollment	
Total enrollment	8,129
Undergraduate enrollment	6,145
Undergraduate transfer-in enrollment	424
Graduate enrollment	1,984
Student-to-faculty ratio	17 to 1

Student Characteristics (All Students)	
Percent of all students who are female	23%
Percent of all students by race/ethnicity:	
American Indian or Alaska Native	0%
Asian	2%
Black or African American	4%
Hispanic/Latino	2%
Native Hawaiian or Pacific Islander	0%
White	70%
Two or More Races	2%
Race and ethnicity unknown	4%
Nonresident alien	16%

Undergraduate Student Characteristics	
Percent of undergraduates who are female	23%
Percent of undergraduates who are full-time	89%
Percent of undergraduates by race/ethnicity:	
American Indian or Alaska Native	0%
Asian	2%
Black or African American	4%

Hispanic/Latino	2%
Native Hawaiian or Pacific Islander	0%
White	78%
Two or More Races	2%
Race and ethnicity unknown	4%
Nonresident alien	6%
Percent of undergraduate students by age:	
24 and under	93%
25 and over	7%
Age unknown	0%

Undergraduate Retention and Graduation Rate Cohort	
First-time, full-time bachelor's seeking student retention rate	83%
First-time, part-time bachelor's seeking student retention rate	60%
Graduation rate cohort as percent of total entering students	
	74%

Graduate Student Characteristics	
Percent of graduate students who are female	21%
Percent of graduate students who are full-time	60%

Institution: Missouri University of Science and Technology (178411)

User ID: 29C0011

Edit Report

Fall Enrollment

Missouri University of Science and Technology (178411)

Source	Description	Severity	Resolved	Options
--------	-------------	----------	----------	---------

Screen: Part E - First-time Bachelor's Cohort Retention Rates (Part-time)

Upload File	The calculated cohort retention rate is outside the expected range when compared with the prior year value. Please correct your data or explain. (Error #6308)	Explanation	Yes	
Reason:	The larger than expect decrease is due to both the numerator and denominator being a small amount any modest change in both will greatly change the percentage.			