

Finance 2009-10 2008-09 Data

Institution: University of Missouri-St Louis (178420)

User ID: 29C0011

Finance - Public institutions**Reporting Standard****Please indicate which reporting standards are used to prepare your financial statements:**

- GASB (Governmental Accounting Standards Board), using standards of GASB 34 & 35
- FASB (Financial Accounting Standards Board)

Please consult your business officer for the correct response before saving this screen. Your response to this question will determine the forms you will receive for reporting finance data.

Institution: University of Missouri-St Louis (178420)

User ID: 29C0011

Finance - Public institutions**General Information****GASB-Reporting Institutions (aligned form)**

To the extent possible, the finance data requested in this report should be provided from your institution's audited General Purpose Financial Statements (GPFS). Please refer to the instructions specific to each screen of the survey for details and references.

1. Fiscal Year Calendar

This report covers financial activities for the 12-month fiscal year: (The fiscal year reported should be the most recent fiscal year ending before October 1, 2009.)

Beginning: month/year (MMYYYY)

Month: Year:

And ending: month/year (MMYYYY)

Month: Year: **2. Audit Opinion**

Did your institution receive an unqualified opinion on its General Purpose Financial Statements from your auditor for the fiscal year noted above? (If your institution is audited only in combination with another entity, answer this question based on the audit of that entity.)

- Unqualified Qualified
(Explain in box below) Don't know
(Explain in box below)

3. Reporting Model

GASB Statement No. 34 offers three alternative reporting models for special-purpose governments like colleges and universities. Which model is used by your institution ?

- Business Type Activities
 Governmental Activities
 Governmental Activities with Business-Type Activities

4. Intercollegiate Athletics

If your institution participates in intercollegiate athletics, are the expenses accounted for as auxiliary enterprises or treated as student services?

- Auxiliary enterprises
 Student services
 Does not participate in intercollegiate athletics
 Other (specify in box below)

5. Endowment Assets

Does this institution or any of its foundations or other affiliated organizations own endowment assets ?

- Yes - (report endowment assets)
 No

You may use the space below to provide context for the data you've reported above.

Intercollegiate Athletics is a department.

Institution: University of Missouri-St Louis (178420)

User ID: 29C0011

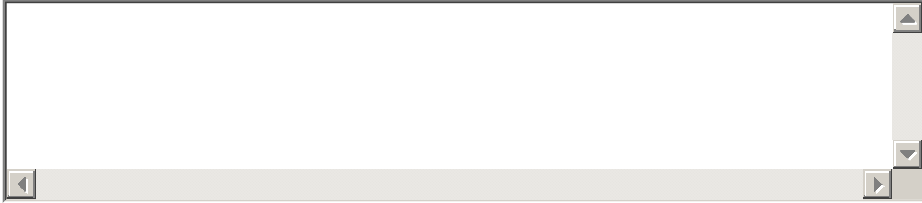
Part A - Statement of Net Assets**Fiscal Year 2009**

Line no.		Current year amount	Prior year amount
	<u>Current Assets</u>		
01	Total <u>current assets</u>	50,060,451	45,743,909
	<u>Noncurrent Assets</u>		
31	Depreciable <u>capital assets</u> , net of depreciation	242,877,283	243,105,895
04	Other noncurrent assets CV=[A05-A31]	81,716,746	81,340,745
05	Total noncurrent assets	324,594,029	324,446,640
06	Total assets CV=(A01+A05)	374,654,480	370,190,549
	<u>Current Liabilities</u>		
07	<u>Long-term debt, current portion</u>	22,347,113	2,075,138
08	Other <u>current liabilities</u> CV=(A09-A07)	30,715,137	27,335,353
09	Total current liabilities	53,062,250	29,410,491
	<u>Noncurrent Liabilities</u>		
10	<u>Long-term debt</u>	52,779,161	75,058,932
11	Other noncurrent liabilities CV=(A12-A10)	0	0
12	Total noncurrent liabilities	52,779,161	75,058,932
13	Total liabilities CV=(A09+A12)	105,841,411	104,469,423
	<u>Net Assets</u>		
14	<u>Invested in capital assets, net of related debt</u>	168,174,635	166,417,134

Print Forms (data)

15	<u>Restricted-expendable</u>	20,757,489	19,932,752
16	<u>Restricted-nonexpendable</u>	37,814,313	43,089,167
17	<u>Unrestricted</u> CV =[A18-(A14+A15+A16)]	42,066,632	36,282,073
18	Total net assets CV =(A06-A13)	268,813,069	265,721,126

You may use the space below to provide context for the data you've reported above.



Institution: University of Missouri-St Louis (178420)

User ID: 29C0011

Part A - Statement of Net Assets (Page 2)

Fiscal Year 2009

Line No.	Description	Ending balance	Prior year Ending balance
Capital Assets			
21	<u>Land & land improvements</u>	13,182,246	10,932,700
22	<u>Infrastructure</u>	19,663,217	18,551,596
23	<u>Buildings</u>	283,692,694	279,655,289
32	Equipment, including art and <u>library collections</u>	69,215,402	65,853,306
27	<u>Construction in progress</u>	3,951,755	3,678,205
	Total for Plant, Property and Equipment CV = (A21+ .. A27)	389,705,314	378,671,096
28	<u>Accumulated depreciation</u>	146,828,031	135,565,201
33	Intangible assets, net of accumulated amortization	0	0
34	Other capital assets	0	0

You may use the space below to provide context for the data you've reported above.

Institution: University of Missouri-St Louis (178420)

User ID: 29C0011

Part B - Revenues and Other Additions**Fiscal Year 2009**

Line No.	Source of Funds	Current year amount	Prior year amount
Operating Revenues			
01	<u>Tuition & fees, after deducting discounts & allowances</u>	75,895,789	72,111,717
<u>Grants and contracts - operating</u>			
02	Federal operating grants and contracts	11,998,407	13,265,096
03	State operating grants and contracts	3,383,432	4,382,840
04	Local government/private operating grants and contracts	5,032,381	5,949,523
	04a Local government operating grants and contracts	0	0
	04b Private operating grants and contracts	5,032,381	5,949,523
05	<u>Sales & services of auxiliary enterprises, after deducting discounts & allowances</u>	25,252,680	26,253,263
06	<u>Sales & services of hospitals, after deducting patient contractual allowances</u>	0	0
26	<u>Sales & services of educational activities</u>	1,377,514	796,941
07	<u>Independent operations</u>	0	0
08	Other sources - operating CV=[B09-(B01++B07)]	6,446,424	10,856,872
09	Total operating revenues	129,386,627	133,616,252

Institution: University of Missouri-St Louis (178420)

User ID: 29C0011

Part B - Revenues and Other Additions**Fiscal Year 2009**

Line No.	Source of funds	Current year amount	Prior year amount
Nonoperating Revenues			
10	<u>Federal appropriations</u>	0	0
11	<u>State appropriations</u>	61,144,721	56,071,743
12	<u>Local appropriations, education district taxes, & similar support</u>	0	0
Grants-nonoperating			
13	Federal nonoperating grants	9,320,851	8,164,638
14	State nonoperating grants	0	0
15	Local government nonoperating grants	0	0
16	<u>Gifts, including contributions from affiliated organizations</u>	4,974,114	6,343,211
17	<u>Investment income</u>	-7,451,807	0
18	Other nonoperating revenues CV=[B19-(B10+...+B17)]	0	0
19	Total nonoperating revenues	67,987,879	70,579,592

Institution: University of Missouri-St Louis (178420)

User ID: 29C0011

Part B - Revenues and Other Additions

Fiscal Year 2009

Line No.	Source of funds	Current year amount	Prior year amount
	Other Revenues and Additions		
20	<u>Capital appropriations</u>	412,314	216,956
21	<u>Capital grants & gifts</u>	4,987,897	745,897
22	<u>Additions to permanent endowments</u>	3,915,316	1,552,294
23	Other revenues & additions CV=[B24-(B20+...+B22)]	0	0
24	Total other revenues and additions	9,315,527	2,515,147
25	Total all revenues and other additions CV=(B09+B19+B24)	206,690,033	206,710,991

You may use the space below to provide context for the data you've reported above.

Institution: University of Missouri-St Louis (178420)


User ID: 29C0011

Part C - Expenses and Other Deductions

Fiscal Year 2009

Line No.	Description	1 Total amount	2 <u>Salaries & wages</u>	3 <u>Employee fringe benefits</u>	4 <u>Operation and maintenance of plant</u>	5 <u>Depreciation</u>	6 Interest	7 All other
Expenses and Deductions								
01	<u>Instruction</u>	93,699,198	53,551,382	12,796,465	4,733,053	5,432,731	1,620,623	15,564,944
02	<u>Research</u>	12,662,206	5,273,210	1,119,183	635,637	738,661	217,646	4,677,869
03	<u>Public service</u>	17,818,718	7,592,807	1,950,716	899,671	1,036,508	308,052	6,030,964
05	<u>Academic support</u>	20,344,534	12,918,945	3,404,050	1,026,799	1,179,474	351,581	1,463,685
06	<u>Student services</u>	11,015,422	4,745,460	1,250,302	557,405	643,350	190,858	3,628,047
07	<u>Institutional support</u>	15,649,290	10,683,600	2,996,913	792,102	905,455	271,220	0
08	<u>Operation & maintenance of plant (see instructions)</u>	0	3,948,243	1,071,971	-9,779,035	691,005	0	4,067,816
10	<u>Scholarships and fellowships expenses, excluding discounts & allowances</u>	7,888,000						7,888,000
11	<u>Auxiliary enterprises</u>	22,469,495	3,902,405	937,628	1,134,368	1,286,699	388,414	14,819,981
12	<u>Hospital services</u>	0	0	0	0	0	0	0
13	<u>Independent operations</u>	0	0	0	0	0	0	0
14	<u>Other expenses & deductions CV=[C19-(C01+...+C13)]</u>	2,051,227	7,438	569	0	0	0	2,043,220
19	<u>Total expenses & deductions</u>	203,598,090	102,623,490	25,527,797	0	11,913,883	3,348,394	60,184,526
	<u>Prior year amount</u>	203,620,957	100,475,966	25,665,218		11,627,521		65,852,252

You may use the space below to provide context for the data you've reported above.



Institution: University of Missouri-St Louis (178420)

User ID: 29C0011

Part D - Summary of Changes In Net Assets

Fiscal Year 2009

Line No.	Description	Current year amount	Prior year amount
01	Total revenues & other additions (from B25)	206,690,033	206,710,991
02	Total expenses & deductions (from C19)	203,598,090	203,620,957
03	Change in net assets during year CV=(D01-D02)	3,091,943	3,090,034
04	<u>Net assets</u> beginning of year	265,721,126	262,631,092
05	<u>Adjustments to beginning net assets</u> CV=[D06-(D03+D04)]	0	0
06	Net assets end of year (from A18)	268,813,069	265,721,126

You may use the space below to provide context for the data you've reported above.

Institution: University of Missouri-St Louis (178420)

User ID: 29C0011

Part E - Scholarships and Fellowships

Fiscal Year 2009

Line No.	Source	Current year amount	Prior year amount
01	<u>Pell grants (federal)</u>	9,320,851	8,164,638
02	<u>Other federal grants</u>	897,186	329,102
03	<u>Grants by state government</u>	3,477,925	3,230,086
04	<u>Grants by local government</u>	0	0
05	<u>Institutional grants from restricted resources</u>	258,792	2,792,293
06	<u>Institutional grants from unrestricted resources</u> CV=[E07-(E01+...+E05)]	13,315,842	9,817,411
07	Total gross scholarships and fellowships	27,270,596	24,333,530
<u>Discounts and Allowances</u>			
08	<u>Discounts & allowances applied to tuition & fees</u>	18,530,136	18,783,328
09	<u>Discounts & allowances applied to sales & services of auxiliary enterprises</u> CV= (E10-E08)	852,460	836,202
10	Total discounts & allowances CV=(E07-E11)	19,382,596	19,619,530
11	Net scholarships and fellowships expenses after deducting discount & allowances (from C10)	7,888,000	4,714,000

You may use the space below to provide context for the data you've reported above.

Institution: University of Missouri-St Louis (178420)

User ID: 29C0011

Part H - Details of Endowment Assets**Fiscal Year 2009**

Line No.	Value of Endowment Assets	Market Value	Prior Year Amounts
	Include not only endowment assets held by the institution, but any assets held by private foundations affiliated with the institution.		
01	Value of <u>endowment assets</u> at the beginning of the fiscal year	47,602,280	46,439,686
02	Value of <u>endowment assets</u> at the end of the fiscal year	39,009,814	47,602,280

Institution: University of Missouri-St Louis (178420)

User ID: 29C0011

Part J - Revenue Data for Bureau of Census

Fiscal Year 2009

Source and type	Amount				
	Total for all funds and operations (includes endowment funds, but excludes component units)	Education and general/independent operations	Auxiliary enterprises	Hospitals	Agriculture extension/experiment services
	(1)	(2)	(3)	(4)	(5)
01 Tuition and fees	94,425,925	94,425,925			
02 Sales and services	27,482,654	1,377,514	26,105,140	0	0
03 Federal grants/contracts (excludes Pell Grants)	11,998,407	11,998,407	0	0	0
Revenue from the state government:					
04 State appropriations, current & capital	61,557,035	61,557,035	0	0	0
05 State grants and contracts	3,383,432	3,383,432	0	0	0
Revenue from local governments:					
06 Local appropriation, current & capital	0	0	0	0	0
07 Local government grants/contracts	0	0	0	0	0
08 Receipts from property and non-property taxes	0				
09 Gifts and private grants, including capital grants	18,909,708				
10 Interest earnings	2,639,365				
11 Dividend earnings	0				

12	Realized capital gains	-5,282,729
----	------------------------	------------

You may use the space below to provide context for the data you've reported above.

Institution: University of Missouri-St Louis (178420)

User ID: 29C0011

Part K - Expenditure Data for Bureau of Census

Fiscal Year 2009

Category	Amount				
	Total for all funds and operations (includes endowment funds, but excludes component units)	Education and general/independent operations	Auxiliary enterprises	Hospitals	Agriculture extension/experiment services
	(1)	(2)	(3)	(4)	(5)
01 Salaries and wages	102,952,669	99,050,264	3,902,405	0	0
02 Employee benefits, total	25,527,796	24,590,168	937,628	0	0
03 Payment to state retirement funds (maybe included in line 02 above)	0	0	0	0	0
04 Current expenditures other than salaries	44,342,133	44,342,133	0	0	0
Capital outlay:					
05 Construction	7,457,830	7,457,830	0	0	0
06 Equipment purchases	1,226,261	1,226,261	0	0	0
07 Land purchases	2,249,546	2,249,546	0	0	0
08 Interest on debt outstanding, all funds & activities	3,348,394				
09 Scholarships/fellowships	27,270,596	27,270,596			

You may use the space below to provide context for the data you've reported above.

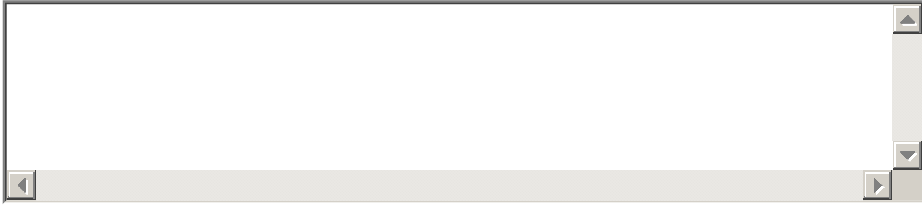
Institution: University of Missouri-St Louis (178420)

User ID: 29C0011

Part L - Debt and Assets, page 1**Fiscal Year 2009****Debt**

Category	Amount
01 Long-term debt outstanding at beginning of fiscal year	75,058,932
02 Long-term debt issued during fiscal year	0
03 Long-term debt retired during fiscal year	2,177,324
04 Long-term debt outstanding at end of fiscal year	72,881,608
05 Short-term debt outstanding at beginning of fiscal year	2,075,138
06 Short-term debt outstanding at end of fiscal year	2,244,667

You may use the space below to provide context for the data you've reported above.



Institution: University of Missouri-St Louis (178420)

User ID: 29C0011

Part L - Debt and Assets, page 2

Fiscal Year 2009

Assets

Category

Amount

07 Total cash and security assets held at end of fiscal year in sinking or debt service funds

423,626

08 Total cash and security assets held at end of fiscal year in bond funds

0

09 Total cash and security assets held at end of fiscal year in all other funds

106,161,441

You may use the space below to provide context for the data you've reported above.

A large rectangular text area with a light gray background and a thin black border. It contains four small scrollbars: one at the top right, one at the bottom right, one at the bottom left, and one at the bottom center. The area is currently empty.

Institution: University of Missouri-St Louis (178420)

User ID: 29C0011

Explanation Report

Number	Source	Location	Description	Severity	Accepted
Screen: Part 2					
1	Row 26 Column 3	Screen Entry	This number should be greater than zero. Please explain.	Explanation	Yes
Reason: This is due to adverse market conditions during an economic downturn.					