

Student Financial Aid 2016-17

2015-16 Data

Institution: University of Missouri-St Louis (178420)

User ID: 29C0011

Overview

IPEDS Student Financial Aid Component Overview
Public Academic Reporters

Welcome to the Student Financial Aid (SFA) component. The purpose of the SFA component is to collect information about financial aid provided to various groups of undergraduate students and military/veteran educational benefits for all students at your institution.

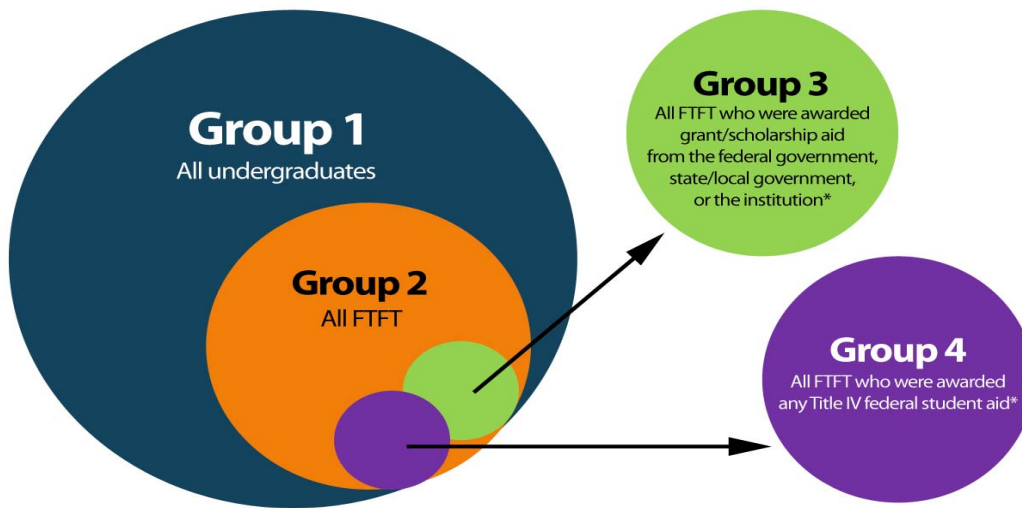
Changes to This Year's SFA Component

There were no changes implemented for the 2016-17 data collection period.

Data Reporting Reminders**Undergraduate Student Groups**

You will be asked to report information for different groups of students.

- **Group 1:** All undergraduate students
- **Group 2:** Of Group 1, full-time, first-time degree/certificate-seeking students
- **Group 3:** Of Group 2, students who paid the in-state/in-district tuition rate and were awarded any grant/scholarship aid from the federal government, state/local government, or the institution
- **Group 4:** Of Group 2, students who paid the in-state/in-district tuition rate and were awarded any Title IV federal student aid



*For public institutions, include only those students paying the in-state or in-district tuition rate. For program reporters, include only those students enrolled in the institution's largest program.

COA Revisions

Revisions to Cost of Attendance used to calculate the net price of attendance can be made in this component.

Consult the instructions and screens to make sure you are reporting the correct aid amounts for the correct groups of students.

College Affordability and Transparency Lists

Net price amounts calculated in SFA will be used to populate the Department's College Affordability and Transparency lists.

Interactive Edits and Error Messages

SFA contains interactive edits that will check for blank fields, invalid values, or values that fall outside expected ranges. Some error messages will require you to confirm or explain the values that you entered. Some error messages are fatal and will require you to contact the IPEDS Help Desk at 1-877-225-2568 for resolution.

Context Boxes

You will find optional text boxes throughout SFA. Context boxes allow you to provide more information about the data you enter. Some of these context boxes may be made available to the public on College Navigator, so make sure that the information you enter can be understood easily by students, parents, and the general public.

Resources

To download the survey materials for this component: [Survey Materials](#)

To access your prior year data submission for this component: [Reported Data](#)


Institution: University of Missouri-St Louis (178420)

User ID: 29C0011

Section 1: Part A**Part A - Establish Your Groups**

Part A establishes the number of students in various groups. Note that the numbers on this screen will be carried forward to other parts of the Student Financial Aid component.

In the fields below, report the number of students in each of the following groups.

		 Fall 2015	YOUR PRIOR YEAR DATA Fall 2014
01	Group 1 All <u>undergraduate</u> students	<input type="text" value="13,545"/>	13,874
02	Group 2 Of those in Group 1, those who are <u>full-time</u> , <u>first-time</u> degree/certificate-seeking	<input type="text" value="501"/>	497
02a	Of those in Group 2, those who were awarded any <u>Federal Work Study</u> , <u>loans to students</u> , or grant or scholarship aid from the federal government, state/local government, the institution, or other sources known to the institution	<input type="text" value="467"/>	463
02b	Of those in Group 2, those who were awarded any <u>loans to students</u> or grant or scholarship aid from the federal government, state/local government, or the institution	<input type="text" value="461"/>	460
03	Group 3 Of those in Group 2, those who paid the in-state or in-district tuition rate and were awarded grant or scholarship aid from the federal government, state/local government, or the institution	<input type="text" value="370"/>	362
04	Group 4 Of those in Group 2, those who paid the in-state or in-district tuition rate and were awarded any <u>Title IV federal student aid</u>	<input type="text" value="296"/>	286

Institution: University of Missouri-St Louis (178420)

User ID: 29C0011

Section 1: Part B

Part B - Enter Information About Group 1

Part B includes information about Group 1. Group 1 students are ALL undergraduate students (including first-time students) enrolled in Fall 2015.

For this part, report:

For These Students	The Following Type(s) of Aid	Awarded in This Period
<ul style="list-style-type: none"> All undergraduate students enrolled in Fall 2015 	<ul style="list-style-type: none"> Grant or scholarship aid from the federal government Grant or scholarship aid from state/local government Grant or scholarship aid from the institution Grant or scholarship aid from other sources known to the institution Loans to students from the federal government 	<ul style="list-style-type: none"> Any time during academic year 2015-16

In the fields below, report the number of Group 1 students and the total amount of aid awarded to these students for each type of aid.

Information from Part A:

Fall 2015

Group 1


All undergraduate students

13,545

(This number is carried forward from Part A, Line 01.)

2015-16

Aid Type	Number of Group 1 students who were awarded aid	Percentage of Group 1 students who were awarded aid	Total amount of aid awarded to Group 1 students	Average amount of aid awarded to Group 1 students
01 Grant or scholarship aid from the federal government, state/local government, the institution, and other sources known to the institution (Do NOT include federal student loans)	5,985	44	45,402,471	7,586
02 Pell grants	3,647	27	16,264,742	4,460
03 Federal student loans	4,947	37	37,478,181	7,576

 The notes below provide context for the data you've reported above and may be posted on the College Navigator website. Choose one option that best explains your data or choose "Non-applicable" if you do not wish to provide context notes. If none of the options provided explains your institution's data, then choose "Other" and write your own context notes. Notes should be written to be understood by students and parents. For example, institutions may report here other sources of private aid not included in the categories listed.

Non-applicable



Institution: University of Missouri-St Louis (178420)

User ID: 29C0011

Section 1: Part C, Page 1

Part C, Page 1 - Enter Information about Group 2

Part C includes information about Group 2. Group 2 students are all full-time, first-time degree/certificate-seeking undergraduate students enrolled in Fall 2015.

In the fields below, report the number of Group 2 students paying in-district, in-state, and out-of-state tuition rates. If your institution does not offer different rates, report all students as paying in-state tuition rates.

Information from Part A:			Fall 2015		
Group 2 Full-time, first-time degree/certificate-seeking undergraduates (This number is carried forward from Part A, Line 02)			501		
Group 2 students:			Fall 2015		YOUR PRIOR YEAR DATA
					Fall 2014
			Number of Group 2 students	Percentage of Group 2 students	Percentage of Group 2 students
01	01a	<u>paying in-district tuition rates</u>	<input type="text" value="0"/>	0	0
	01b	<u>paying in-state tuition rates</u>	<input type="text" value="397"/>	79	80
	01c	<u>paying out-of-state tuition rates</u>	<input type="text" value="104"/>	21	20
	01d	Unknown (calculated value) This value is calculated using the following formula: [A02-(C01a+C01b+C01c)]	0	0	0

Institution: University of Missouri-St Louis (178420)

User ID: 29C0011

Section 1: Part C, Page 2

Part C, Page 2 - Enter Information about Group 2

Part C includes financial aid information about Group 2. Group 2 students are all full-time, first-time degree/certificate-seeking undergraduate students enrolled in Fall 2015.

For this part, report:


For These Students	The Following Type(s) of Aid	Awarded in This Period
<ul style="list-style-type: none"> Full-time, first-time degree/certificate-seeking undergraduate students enrolled in Fall 2015 	<ul style="list-style-type: none"> Grant or scholarship aid from the federal government Grant or scholarship aid from state/local government Grant or scholarship aid from the institution Loans to students from the federal government and from other sources, including private or other loans Do <u>not</u> include grant or scholarship aid from private or other sources Do <u>not</u> include PLUS loans or loans made to anyone other than the student 	<ul style="list-style-type: none"> Any time during academic year 2015-16 For program reporters, this is the aid year period from July 1, 2015 through June 30, 2016.

In the fields below, report the number of Group 2 students and the total amount of aid awarded to these students for each type of aid. Enter unduplicated student counts within a category (e.g., Pell grants). However, a student can appear in more than one aid category.

Information from Part A:	Fall 2015
Group 2 Full-time, first-time degree/certificate-seeking undergraduates (This number is carried forward from Part A, Line 02)	501
Group 2a Of those in Group 2, those who were awarded any Federal Work Study, loans to students, or grant or scholarship aid from the federal government, state/local government, the institution, or other sources known to the institution (This number is carried forward from Part A, Line 02a)	467
Group 2b Of those in Group 2, those who were awarded any loans to students or grant or scholarship aid from the federal government, state/local government, or the institution (This number is carried forward from Part A, Line 02b)	461
Group 3 Of those in Group 2, those who were awarded grant or scholarship aid from the federal government, state/local government, or the institution	370

Aid Type					YOUR PRIOR YEAR DATA
	Fall 2015				Fall 2014
	Number of Group 2 students	Percentage of Group 2 students who	Total amount of aid awarded	Average amount of aid awarded	Average amount of aid

			who were awarded aid	were awarded aid	to Group 2 students	to Group 2 students	awarded to Group 2 students
01	Grants or scholarships from the federal government, state/local government, or the institution		449	90	5,633,202	12,546	12,278
02	<u>Federal grants</u>		235	47	1,143,720	4,867	4,866
	02a	<u>Pell grants</u>	235	47	1,104,920	4,702	4,795
	02b	<u>Other federal grants</u>	49	10	38,800	792	800
03	<u>State/local government grants or scholarships (grants/scholarships/waivers)</u>		251	50	528,971	2,107	1,733
04	<u>Institutional grants or scholarships (scholarships/fellowships)</u>		424	85	3,960,511	9,341	9,549
05	<u>Loans to students</u>		249	50	1,445,097	5,804	4,926
	05a	Federal loans	246	49	1,265,188	5,143	4,738
	05b	Other loans (including private loans)	17	3	179,909	10,583	7,801

 The notes below provide context for the data you've reported above and may be posted on the College Navigator website. Choose one option that best explains your data or choose "Non-applicable" if you do not wish to provide context notes. If none of the options provided explains your institution's data, then choose "Other" and write your own context notes. Notes should be written to be understood by students and parents. For example, institutions may report here other sources of private aid not included in the categories listed.

Non-applicable

Institution: University of Missouri-St Louis (178420)

User ID: 29C0011

Section 1: Comparison Chart**Comparison Chart**

Based on the information reported on the previous screens for Group 1 (all undergraduates) and Group 2 (full-time, first-time degree/certificate-seeking undergraduates), this comparison chart seeks to help institutions check their reported data. Assuming that the information on Groups 1 and 2 are correct, then the calculated fields for 'All Other Undergraduates' should be the balance (Group 1 minus Group 2). If the balance does not check with your institution's calculations, please correct your reported numbers for Groups 1 and 2 before moving forward with the completion of the SFA survey component.

Note: Data for the 'All Other Undergraduates' will appear in the IPEDS Data Center for data users, but not in College Navigator.

		Number of students	Pell grants	Federal Student Loans
01	Group 1 (all undergraduates)	13,545		
02	Number of students who were awarded aid		3,647	4,947
03	Percentage who were awarded aid		27	37
04	Total amount of aid awarded		16,264,742	37,478,181
05	Average amount of aid awarded		4,460	7,576
06	Group 2 (Full-time first-time undergraduates)	501		
07	Number of students who were awarded aid		235	246
08	Percentage who were awarded aid		47	49
09	Total amount of aid awarded		1,104,920	1,265,188
10	Average amount of aid awarded		4,702	5,143
11	All other undergraduates (Line 01 - Line 06)	13,044		
12	Number of students who were awarded aid (Line 02 - Line 07)		3,412	4,701
13	Percentage who were awarded aid (Line 12 / Line 11)		26	36
14	Total amount of aid awarded (Line 04 - Line 09)		15,159,822	36,212,993
15	Average amount of aid awarded (Line 14 / Line 12)		4,443	7,703



Institution: University of Missouri-St Louis (178420)

User ID: 29C0011

Section 1: Cost of Attendance**Cost of attendance for full-time, first-time undergraduate students:**

Please enter the amounts requested below. These data will be made available to the public on College Navigator. If your institution participates in any Title IV programs (Pell, Stafford, etc.), you must complete all information. **Estimates of expenses for books and supplies, room and board, and other expenses are those from the Cost of Attendance report used by the financial aid office in determining financial need. Please talk to your financial aid office to get these numbers, to ensure that you are reporting correctly.**

These numbers are carried forward from Institutional Characteristics and should only be changed if an error was made in the reporting.

Charges for full academic year		2013-14	2014-15	2015-16
Published tuition and required fees:				
<u>In-district</u>				
	Tuition	8,844	8,844	9,394
	Required fees	0	0	0
	Tuition + fees total	8,844	8,844	9,394
<u>In-state</u>				
	Tuition	8,844	8,844	9,394
	Required fees	0	0	0
	Tuition + fees total	8,844	8,844	9,394
<u>Out-of-state</u>				
	Tuition	23,142	23,142	23,812
	Required fees	0	0	0
	Tuition + fees total	23,142	23,142	23,812
	 <u>Books and supplies</u>	1,000	1,000	1,000
On-campus:				
	<u>Room and board</u>	9,640	9,788	9,868
	<u>Other expenses</u>	4,208	3,238	3,382
	Room and board and other expenses	13,848	13,026	13,250
Off-campus (not with family):				
	<u>Room and board</u>	8,371	9,494	9,402
	<u>Other expenses</u>	6,078	5,204	5,364
	Room and board and other expenses	14,449	14,698	14,766
	 Off-campus (with family):			
	<u>Other expenses</u>	6,636	5,204	5,364

Institution: University of Missouri-St Louis (178420)

User ID: 29C0011

Section 1: Part D

Part D - Enter Information about Group 3

Part D includes financial aid information about Group 3. Group 3 students are all full-time, first-time degree/certificate-seeking undergraduate students enrolled in Fall 2015 who paid the in-state or in-district tuition rate and were awarded grant or scholarship aid from the following sources: the federal government, state/local government, or the institution. The information you report in this part will be used in Part F to calculate average institutional net price.


For this part report:

For These Students	The Following Type(s) of Aid	Awarded in This Period
<ul style="list-style-type: none"> Full-time, first-time degree/certificate-seeking undergraduate students enrolled in Fall 2015 who paid the in-state or in-district tuition rate and were awarded grant or scholarship aid from the following sources: the federal government, state/local government, or the institution Do <u>not</u> include students who were awarded only grant or scholarship aid from private or other sources, or students who were awarded only non-grant aid 	<ul style="list-style-type: none"> Grant or scholarship aid from the federal government Grant or scholarship aid from state/local government Grant or scholarship aid from the institution Do <u>not</u> include grant or scholarship aid from private or other sources 	<ul style="list-style-type: none"> Any time during academic year 2015-16

In the fields below, report the number of Group 3 students with each type of living arrangement and the total amount of grant or scholarship aid from the federal government, state/local government, or the institution awarded to these students.

Information from Part A:		YOUR PRIOR YEAR DATA 2013-2014	YOUR PRIOR YEAR DATA 2014-2015	2015-2016
Group 3 Full-time, first-time degree/certificate-seeking undergraduate students who paid the in-state or in-district tuition rate and were awarded grant or scholarship aid from the following sources: the federal government, state/local government, or the institution (This number is carried forward from Part A, Line 03)		335	362	370
01	Report the number of Group 3 students with the following living arrangements:	YOUR PRIOR YEAR DATA 2013-14	YOUR PRIOR YEAR DATA 2014-15	2015-16
	01a <u>On-campus</u>	136	157	152
	01b <u>Off-campus (with family)</u>	120	118	134
	01c <u>Off-campus (not with family)</u>	29	24	24
	01d Unknown (calculated) This value is calculated using the following formula: [A03-(D01a+D01b+D01c)]	50	63	60
02	Report the total amount of grant or scholarship aid from the federal government, state/local government, or the institution awarded to Group 3 students	3,600,663	4,256,620	4,284,336

03	Average grant or scholarship aid from the federal government, state/local government, or the institution awarded to Group 3 students (calculated value). This value is calculated using the following formula: [D02/A03]	10,748	11,759	11,579
----	---	--------	--------	--------

 The notes below provide context for the data you've reported above and may be posted on the College Navigator website. Choose one option that best explains your data or choose "Non-applicable" if you do not wish to provide context notes. If none of the options provided explains your institution's data, then choose "Other" and write your own context notes. Notes should be written to be understood by students and parents. For example, institutions may report here other sources of private aid not included in the categories listed.

Non-applicable

Institution: University of Missouri-St Louis (178420)

User ID: 29C0011

Section 1: Part E

Part E – Enter Information about Group 4

Part E includes financial aid information about Group 4. Group 4 students are all full-time, first-time degree/certificate-seeking undergraduate students enrolled in Fall 2015 who paid the in-state or in-district tuition rate and were awarded any Title IV federal student aid, including federal grants or federal student loans. The information you report in this part will be used in Part G to calculate average institutional net price by income level.

For this part, report:

For These Students	The Following Type(s) of Aid	Awarded in This Period
<ul style="list-style-type: none"> Full-time, first-time degree/certificate-seeking undergraduate students enrolled in Fall 2015 who paid the in-state or in-district tuition rate and were awarded any Title IV federal student aid 	<ul style="list-style-type: none"> Grant or scholarship aid from: <ul style="list-style-type: none"> federal government state/local government institution Do <u>not</u> include: <ul style="list-style-type: none"> grant or scholarship aid from private or other sources loan amounts Federal Work Study amounts 	<ul style="list-style-type: none"> Any time during academic year 2015-16

In the fields below, report the number of Group 4 students with each type of living arrangement and the total amount of grant or scholarship aid from the federal government, state/local government, or the institution awarded to these students by income level.

Information from Part A:

Group 4

Full-time, first-time degree/certificate-seeking undergraduate students who paid the in-state or in-district tuition rate and were awarded any Title IV federal student aid
(This number is carried forward from Part A, Line 04)

2013-14 2014-15 2015-16

277 286 296

01	Report the number of Group 4 students with the following living arrangements:	YOUR PRIOR YEAR DATA	YOUR PRIOR YEAR DATA	
		2013-14	2014-15	2015-16
	01a <u>On-campus</u>	110	94	106
	01b <u>Off-campus (with family)</u>	46	58	57
	01c <u>Off-campus (not with family)</u>	44	53	65
	01d Unknown (calculated) This value is calculated using the formula: [A04-(E01a+E01b+E01c)]	77	81	68
		Of those in Column 1, the number who were awarded any grant or scholarship aid from the following sources: the federal government, state/local government, or the institution	Of those in Column 1, the total amount of grant or scholarship aid awarded from the following sources: the federal government, state/local government, or the institution	Average amount of federal, state/local, and institutional grant or scholarship aid awarded to Group 4 students
		2013-14		


			Col. 1	Col. 2	Col. 3	Col. 4
02	Income level					
	02a	\$0-30,000	110	110	1,370,713	12,461
	02b	\$30,001-48,000	46	46	544,143	11,829
	02c	\$48,001-75,000	44	42	373,312	8,484
	02d	\$75,001-110,000	38	36	248,164	6,531
	02e	\$110,001 and more	39	37	191,374	4,907
	02f	Total all income levels	277	271	2,727,706	9,847

2014-15

			Col. 1	Col. 2	Col. 3	Col. 4
03	Income level					
	03a	\$0-30,000	94	94	1,290,084	13,724
	03b	\$30,001-48,000	58	58	753,025	12,983
	03c	\$48,001-75,000	54	53	535,033	9,908
	03d	\$75,001-110,000	41	36	289,194	7,054
	03e	\$110,001 and more	39	32	299,355	7,676
	03f	Total all income levels	286	273	3,166,691	11,072

2015-16

			Col. 1	Col. 2	Col. 3	Col. 4
04	Income level					
	04a	\$0-30,000	106	106	1,481,592	13,977
	04b	\$30,001-48,000	57	57	748,983	13,140
	04c	\$48,001-75,000	65	63	600,588	9,240
	04d	\$75,001-110,000	38	35	264,858	6,970
	04e	\$110,001 and more	30	26	189,260	6,309
	04f	Total all income levels	296	287	3,285,281	11,099

 The notes below provide context for the data you've reported above and may be posted on the College Navigator website. Choose one option that best explains your data or choose "Non-applicable" if you do not wish to provide context notes. If none of the options provided explains your institution's data, then choose "Other" and write your own context notes. Notes should be written to be understood by students and parents. For example, institutions may report here other sources of private aid not included in the categories listed.

Non-applicable

An empty rectangular box with a thin border, containing a vertical scrollbar on the right side and a horizontal scrollbar at the bottom. The box is currently empty of any data or text.

Institution: University of Missouri-St Louis (178420)

User ID: 29C0011


Section 1: Part F

Part F – Net Price Calculation for Group 3

The following net price calculation is based on information that your institution reported in the Institutional Characteristics component and the Student Financial Aid component. For more information about the data your institution reported in the Institutional Characteristics component, please contact your institution's IPEDS Keyholder.

		YOUR PRIOR YEAR DATA	YOUR PRIOR YEAR DATA	2015-16
		2013-14	2014-15	
Components of cost of attendance				
01	Published <u>tuition</u> and <u>required fees</u> (lower of in-district or in-state)	8,844	8,844	9,394
02	<u>Books and supplies</u>	1,000	1,000	1,000
03	<u>Room and board</u> and <u>other expenses</u> by living arrangement			
	03a <u>On-campus</u>	13,848	13,026	13,250
	03b <u>Off-campus (with family)</u>	6,636	5,204	5,364
	03c <u>Off-campus (not with family)</u>	14,449	14,698	14,766
04	Number of Group 3 students by living arrangement			
	04a <u>On-campus</u>	136	157	152
	04b <u>Off-campus (with family)</u>	120	118	134
	04c <u>Off-campus (not with family)</u>	29	24	24
	04d Unknown	50	63	60
05	Weighted average for room and board and other expenses by living arrangement (excluding unknown values) See instructions for the formula for this calculation	10,873	10,073	9,959
06	Total cost of attendance This value is calculated using the following formula: [F01+F02+F05]	20,717	19,917	20,353
07	Average amount of grant or scholarship aid awarded to Group 3 students from the following sources: the federal government, state/local government, and the institution	10,748	11,759	11,579
08	Average institutional <u>net price</u> for Group 3 students This value is calculated using the following formula: [F06-F07]	9,969	8,158	8,774

As required by the Higher Education Opportunity Act of 2008, these amounts will be posted on the U.S. Department of Education's College Navigator website and used in the U.S. Department of Education's College Affordability and Transparency Lists.

 The notes below provide context for the data you've reported above and may be posted on the College Navigator website. Choose one option that best explains your data or choose "Non-applicable" if you do not wish to provide context notes. If none of the options provided explains your institution's data, then choose "Other" and write your own context notes. Notes should be written to be understood by students and parents. For example, institutions may report here other sources of private aid not included in the categories listed.

Net Price is an average value. Tuition and costs vary by program. Financial aid will vary by student need.

Institution: University of Missouri-St Louis (178420)

User ID: 29C0011


Section 1: Part G

Part G – Net Price Calculation for Group 4

The following net price calculation is based on information that your institution reported in the Institutional Characteristics component and the Student Financial Aid component. For more information about the data your institution reported in the Institutional Characteristics component, please contact your institution's IPEDS Keyholder.

		YOUR PRIOR YEAR DATA 2013-14	YOUR PRIOR YEAR DATA 2014-15	2015-16
Components of cost of attendance				
01	Published <u>tuition</u> and <u>required fees</u> (lower of in-district or in-state)	8,844	8,844	9,394
02	<u>Books and supplies</u>	1,000	1,000	1,000
03	<u>Room and board and other expenses</u> by living arrangement			
03a	<u>On-campus</u>	13,848	13,026	13,250
03b	<u>Off-campus (with family)</u>	6,636	5,204	5,364
03c	<u>Off-campus (not with family)</u>	14,449	14,698	14,766
04	Number of Group 4 students by living arrangement			
04a	<u>On-campus</u>	110	94	106
04b	<u>Off-campus (with family)</u>	46	58	57
04c	<u>Off-campus (not with family)</u>	44	53	65
04d	Unknown	77	81	68
05	Weighted average for room and board and other expenses by living arrangement (excluding unknown values) See instructions for the formula for this calculation	12,321	11,245	11,711
06	Total cost of attendance by income level This value is calculated using the following formula: [G01+G02+G05]	22,165	21,089	22,105
07	Average amount of grant or scholarship aid awarded to Group 4 students from the following sources: the federal government, state/local government, and the institution	9,847	11,072	11,099
07a	\$0-30,000	12,461	13,724	13,977
07b	\$30,001-48,000	11,829	12,983	13,140
07c	\$48,001-75,000	8,484	9,908	9,240
07d	\$75,001-110,000	6,531	7,054	6,970
07e	\$110,001 and more	4,907	7,676	6,309
08	Average institutional <u>net price</u> for Group 4 students This value is calculated using the following formula: [G06-G07]			
08a	\$0-30,000	9,704	7,365	8,128
08b	\$30,001-48,000	10,336	8,106	8,965
08c	\$48,001-75,000	13,681	11,181	12,865
08d	\$75,001-110,000	15,634	14,035	15,135
08e	\$110,001 and more	17,258	13,413	15,796

As required by the Higher Education Opportunity Act of 2008, these amounts will be posted on the U.S. Department of Education's College Navigator website.

 **The notes below provide context for the data you've reported above and may be posted on the College Navigator website. Choose one option that best explains your data or choose "Non-applicable" if you do not**

wish to provide context notes. If none of the options provided explains your institution's data, then choose "Other" and write your own context notes. Notes should be written to be understood by students and parents. For example, institutions may report here other sources of private aid not included in the categories listed.

Net Price is an average value. Tuition and costs vary by program. Financial aid will vary by student need.

Institution: University of Missouri-St Louis (178420)

User ID: 29C0011

Section 2: Military Servicemembers and Veteran's Benefits**Section 2: Military Servicemembers and Veteran's Benefits**

IMPORTANT NOTE: Report for **Post-9/11 GI Bill Benefits: July 1, 2015 - June 30, 2016** and Report for **Department of Defense Tuition Assistance Program: October 1, 2015 - September 30, 2016**

- Report the total number of student recipients and the total dollar amounts for each program.
- Student recipients can also include eligible dependents.
- Consult with your campus certifying official, who may not be in the student financial aid office.
- For Post-9/11 GI Bill Benefits, do not include the matching institutional aid provided through the Yellow Ribbon Program if your school participated.
- Information reported to IPEDS is only what is known to the institution.
- Enter zero (0) if your institution did not have beneficiaries for that student level or program. Please do not leave a cell blank.

Type of benefit/assistance	Number of students receiving benefits/assistance	Total dollar amount of benefits/assistance awarded through the institution	Average dollar amount of benefits/assistance awarded through the institution
<u>Post-9/11 GI Bill Benefits</u>			
Undergraduate students	216	1,581,372	7,321
Graduate students	35	268,743	7,678
Total	251	1,850,115	7,371
<u>Department of Defense Tuition Assistance Program</u>			
Undergraduate students	29	86,436	2,981
Graduate students	1	2,750	2,750
Total	30	89,186	2,973

Institution: University of Missouri-St Louis (178420)

User ID: 29C0011

Prepared by

This survey component was prepared by:

<input checked="" type="radio"/>	Keyholder	<input type="radio"/>	SFA Contact	<input type="radio"/>	HR Contact
<input type="radio"/>	Finance Contact	<input type="radio"/>	Academic Library Contact	<input type="radio"/>	Other
Name:	<input type="text" value="Randy Sade"/>				
Email:	<input type="text" value="SadeR@umsystem.edu"/>				

How long did it take to prepare this survey component?	<input type="text" value="22"/>	hours	<input type="text" value="30"/>	minutes
--	---------------------------------	-------	---------------------------------	---------

The name of the preparer is being collected so that we can follow up with the appropriate person in the event that there are questions concerning the data. The Keyholder will be copied on all email correspondence to other preparers.

The time it took to prepare this component is being collected so that we can continue to improve our estimate of the reporting burden associated with IPEDS. Please include in your estimate the time it took for you to review instructions, query and search data sources, complete and review the component, and submit the data through the Data Collection System.

Thank you for your assistance.

Institution: University of Missouri-St Louis (178420)

User ID: 29C0011

Summary**IPEDS Student Financial Aid (SFA) Survey Summary**

IPEDS collects important information regarding your institution. All data reported in IPEDS survey components become available in the IPEDS Data Center and appear as aggregated data in various Department of Education reports. Additionally, some of the reported data appears specifically for your institution through the College Navigator website and is included in your institution's Data Feedback Report (DFR). The purpose of this summary is to provide you an opportunity to view some of the data that, when accepted through the IPEDS quality control process, will appear on the College Navigator website and/or your DFR. College Navigator is updated approximately three months after the data collection period closes and Data Feedback Reports will be available through the [Data Center](#) and sent to your institution's CEO in November 2016.

Please review your data for accuracy. If you have questions about the data displayed below after reviewing the data reported on the survey screens, please contact the IPEDS Help Desk at: 1-877-225-2568 or ipedshelp@rti.org.

Total grant aid received by all undergraduate students		\$45,402,471
Number of undergraduate students who received a Pell Grant		3,647
Percentage of FTFT students receiving any financial aid		93%
	Percentage of FTFT students receiving grant aid by type	Average amount of grant aid received by type
Total	90%	\$12,546
Federal Government	47%	\$4,867
Pell	47%	\$4,702
Other Federal	10%	\$792
State/Local Government	50%	\$2,107
Institutional	85%	\$9,341
	Percentage of FTFT students receiving loans by type	Average amount of loans received by type
Total	50%	\$5,804
Federal	49%	\$5,143
Non-federal	3%	\$10,583
Average net price for FTFT students who receive grant aid		\$8,774
Average net price for FTFT students who receive Title IV federal student aid		
\$0 – 30,000		\$8,128
\$30,001 – 48,000		\$8,965
\$48,001 – 75,000		\$12,865
\$75,001 – 110,000		\$15,135
\$110,001 and more		\$15,796

Military Servicemembers and Veteran's Benefits

	Number of students receiving benefits/assistance	Total dollar amount of benefits/assistance

			awarded through the institution
Post-9/11 GI Bill Benefits			
	Undergraduate students	216	\$1,581,372
	Graduate students	35	\$268,743
	Total	251	\$1,850,115
Department of Defense Tuition Assistance Program			
	Undergraduate students	29	\$86,436
	Graduate students	1	\$2,750
	Total	30	\$89,186

Institution: University of Missouri-St Louis (178420)

User ID: 29C0011

Edit Report

Student Financial Aid

University of Missouri-St Louis (178420)

Source	Description	Severity	Resolved	Options
--------	-------------	----------	----------	---------

Screen: Part C, Page 2 - Enter Information about Group 2

Screen Entry	The average amount of this type of aid awarded to Group 2 students is outside the expected range of between 1,387 and 2,079 when compared with the prior year value. Please check the number of students and the total amount of aid awarded to these students, and correct or explain the discrepant values. (Error #7147)	Explanation	Yes	
Reason:	From Fall 2014 to Fall 2015 the university saw a 3.3% increase in the number of Group 2 students receiving awards from the state and an increase in the number of students receiving larger awards (due mostly to an increase in the Missouri Access Award-- from \$1,500 maximum amount in aid year 2015 to \$1,850 maximum in aid year 2016) which resulted in a 25.6% increase in the total amount awarded to Group 2 students.			
Screen Entry	The average amount of this type of aid awarded to Group 2 students is outside the expected range of between 6,241 and 9,361 when compared with the prior year value. Please check the number of students and the total amount of aid awarded to these students, and correct or explain the discrepant values. (Error #7147)	Explanation	Yes	
Reason:	The only significant difference we can identify between the Fall 2014 and Fall 2015 cohorts is the decrease in average EFC from Fall 2014 to Fall 2015.			

Screen: Part E - Enter Information about Group 4

Screen Entry	The calculated average amount of grant or scholarship aid awarded to Group 4 students from the federal government, state/local government, or the institution for this income level is smaller than expected in comparison with the other income levels. Please check the values reported for the number of these students who were awarded any Title IV aid (Col. 1) and the total amount of grant or scholarship aid awarded to them (Col. 3) and correct your data or explain the discrepancy. (Error #7317)	Explanation	Yes	
Reason:	The most significant difference in the aid awarded to students in 04d versus 04e is in the form of housing scholarships. More students in 04e qualified for and were offered housing scholarships than students in 04d. When we removed housing scholarships from the calculations, this anomaly disappears.			