

Revised

Student Financial Aid 2015-16

2014-15 Data

Institution: University of Missouri-St Louis (178420)

User ID: 29C0011

**Overview**

**IPEDS Student Financial Aid Component Overview**  
**Public Academic Reporters**

Welcome to the Student Financial Aid (SFA) component. The purpose of the SFA component is to collect information about financial aid provided to various groups of undergraduate students and military/veteran educational benefits for all students at your institution.

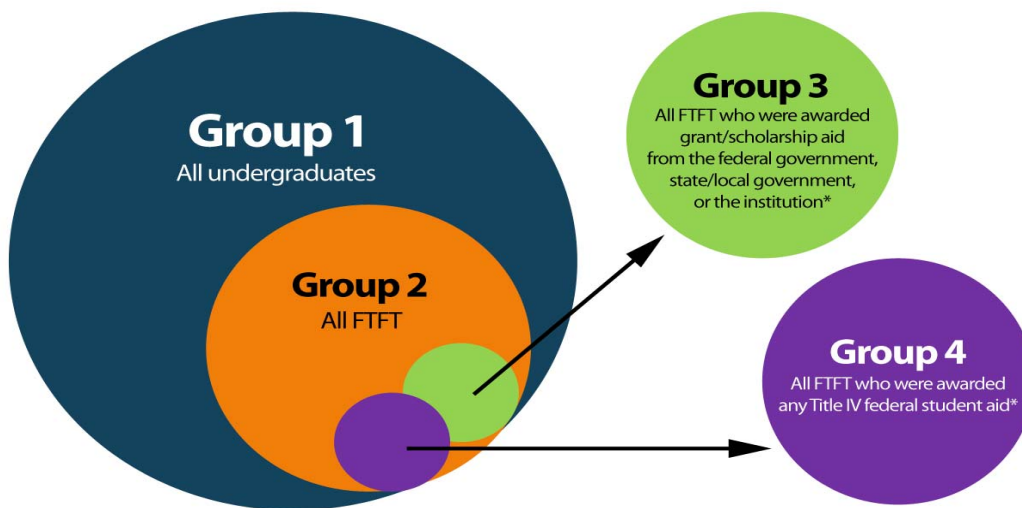
**Changes to This Year's SFA Component**

There were no changes implemented for the 2015-16 data collection period.

**Data Reporting Reminders****Undergraduate Student Groups**

You will be asked to report information for different groups of students.

- **Group 1:** All undergraduate students
- **Group 2:** Of Group 1, full-time, first-time degree/certificate-seeking students
- **Group 3:** Of Group 2, students who paid the in-state/in-district tuition rate and were awarded any grant/scholarship aid from the federal government, state/local government, or the institution
- **Group 4:** Of Group 2, students who paid the in-state/in-district tuition rate and were awarded any Title IV federal student aid



\*For public institutions, include only those students paying the in-state or in-district tuition rate. For program reporters, include only those students enrolled in the institution's largest program.

**COA Revisions**

Revisions to Cost of Attendance used to calculate the net price of attendance can be made in this component.

Consult the instructions and screens to make sure you are reporting the correct aid amounts for the correct groups of students.

**College Affordability and Transparency Lists**

Net price amounts calculated in SFA will be used to populate the Department's College Affordability and Transparency lists.

**Interactive Edits and Error Messages**

SFA contains interactive edits that will check for blank fields, invalid values, or values that fall outside expected ranges. Some error messages will require you to confirm or explain the values that you entered. Some error messages are fatal and will require you to contact the IPEDS Help Desk at 1-877-225-2568 for resolution.

**Context Boxes**

You will find optional text boxes throughout SFA. Context boxes allow you to provide more information about the data you enter. Some of these context boxes may be made available to the public on College Navigator, so make sure that the information you enter can be understood easily by students, parents, and the general public.

**Resources**

To download the survey materials for this component: [Survey Materials](#)

To access your prior year data submission for this component: [Reported Data](#)


Institution: University of Missouri-St Louis (178420)

User ID: 29C0011

**Section 1: Part A****Part A - Establish Your Groups**

Part A establishes the number of students in various groups. Note that the numbers on this screen will be carried forward to other parts of the Student Financial Aid component.

In the fields below, report the number of students in each of the following groups.

		 Fall 2014	<b>YOUR PRIOR YEAR DATA</b> Fall 2013
01	<b>Group 1</b> All <u>undergraduate</u> students	<input type="text" value="13,874"/>	<b>13,569</b>
02	<b>Group 2</b> Of those in Group 1, those who are <u>full-time</u> , <u>first-time</u> degree/certificate-seeking	<input type="text" value="497"/>	<b>464</b>
02a	Of those in Group 2, those who were awarded any <u>Federal Work Study</u> , <u>loans to students</u> , or grant or scholarship aid from the federal government, state/local government, the institution, or other sources known to the institution	<input type="text" value="463"/>	<b>435</b>
02b	Of those in Group 2, those who were awarded any <u>loans to students</u> or grant or scholarship aid from the federal government, state/local government, or the institution	<input type="text" value="460"/>	<b>433</b>
03	<b>Group 3</b> Of those in Group 2, those who paid the in-state or in-district tuition rate and were awarded grant or scholarship aid from the federal government, state/local government, or the institution	<input type="text" value="362"/>	<b>335</b>
04	<b>Group 4</b> Of those in Group 2, those who paid the in-state or in-district tuition rate and were awarded any <u>Title IV federal student aid</u>	<input type="text" value="286"/>	<b>277</b>

Institution: University of Missouri-St Louis (178420)

User ID: 29C0011

**Section 1: Part B**

**Part B - Enter Information About Group 1**

Part B includes information about Group 1. Group 1 students are all undergraduate students enrolled in Fall 2014.


For this part, report:

For These Students	The Following Type(s) of Aid	Awarded in This Period
<ul style="list-style-type: none"> <li>All undergraduate students enrolled in Fall 2014</li> </ul>	<ul style="list-style-type: none"> <li>Grant or scholarship aid from the federal government</li> <li>Grant or scholarship aid from state/local government</li> <li>Grant or scholarship aid from the institution</li> <li>Grant or scholarship aid from other sources known to the institution</li> <li>Loans to students from the federal government</li> </ul>	<ul style="list-style-type: none"> <li>Any time during academic year 2014-15</li> </ul>

In the fields below, report the number of Group 1 students and the total amount of aid awarded to these students for each type of aid.

Information from Part A:	Fall 2014
<b>Group 1</b> All undergraduate students (This number is carried forward from Part A, Line 01.)	13,874

Aid Type	2014-15			
	Number of Group 1 students who were awarded aid	Percentage of Group 1 students who were awarded aid	Total amount of aid awarded to Group 1 students	Average amount of aid awarded to Group 1 students
01 Grant or scholarship aid from the federal government, state/local government, the institution, and other sources known to the institution	6,348	46	46,709,401	7,358
02 Pell grants	3,973	29	17,814,179	4,484
03 Federal student loans	5,425	39	41,721,915	7,691

 You may use the space below to provide context for data you've reported above. These context notes may be posted on the College Navigator website and should be written to be understood by students and parents.

Institution: University of Missouri-St Louis (178420)

User ID: 29C0011

**Section 1: Part C, Page 1**

**Part C, Page 1 - Enter Information about Group 2**

Part C includes information about Group 2. Group 2 students are all full-time, first-time degree/certificate-seeking undergraduate students enrolled in Fall 2014.

**In the fields below, report the number of Group 2 students paying in-district, in-state, and out-of-state tuition rates. If your institution does not offer different rates, report all students as paying in-state tuition rates.**

Information from Part A:			Fall 2014		
<b>Group 2</b> Full-time, first-time degree/certificate-seeking undergraduates (This number is carried forward from Part A, Line 02)			497		
<b>Group 2 students:</b>			Fall 2014		YOUR PRIOR YEAR DATA
					Fall 2013
			<b>Number of Group 2 students</b>	<b>Percentage of Group 2 students</b>	<b>Percentage of Group 2 students</b>
01	01a	<u>paying in-district tuition rates</u>	<input type="text" value="0"/>	0	<b>0</b>
	01b	<u>paying in-state tuition rates</u>	<input type="text" value="400"/>	80	<b>79</b>
	01c	<u>paying out-of-state tuition rates</u>	<input type="text" value="97"/>	20	<b>21</b>
	01d	Unknown (calculated value) This value is calculated using the following formula: [A02-(C01a+C01b+C01c)]	0	0	<b>0</b>

Institution: University of Missouri-St Louis (178420)

User ID: 29C0011

**Section 1: Part C, Page 2**

**Part C, Page 2 - Enter Information about Group 2**

Part C includes financial aid information about Group 2. Group 2 students are all full-time, first-time degree/certificate-seeking undergraduate students enrolled in Fall 2014.

For this part, report:


For These Students	The Following Type(s) of Aid	Awarded in This Period
<ul style="list-style-type: none"> <li>Full-time, first-time degree/certificate-seeking undergraduate students enrolled in Fall 2014</li> </ul>	<ul style="list-style-type: none"> <li>Grant or scholarship aid from the federal government</li> <li>Grant or scholarship aid from state/local government</li> <li>Grant or scholarship aid from the institution</li> <li>Loans to students from the federal government and from other sources, including private or other loans</li> <li>Do <u>not</u> include grant or scholarship aid from private or other sources</li> <li>Do <u>not</u> include PLUS loans or loans made to anyone other than the student</li> </ul>	<ul style="list-style-type: none"> <li>Any time during academic year 2014-15</li> <li>For program reporters, this is the aid year period from July 1, 2014 through June 30, 2015.</li> </ul>

In the fields below, report the number of Group 2 students and the total amount of aid awarded to these students for each type of aid. Enter unduplicated student counts within a category (e.g., Pell grants). However, a student can appear in more than one aid category.

Information from Part A:	Fall 2014
<b>Group 2</b> Full-time, first-time degree/certificate-seeking undergraduates (This number is carried forward from Part A, Line 02)	497
<b>Group 2a</b> Of those in Group 2, those who were awarded any Federal Work Study, loans to students, or grant or scholarship aid from the federal government, state/local government, the institution, or other sources known to the institution (This number is carried forward from Part A, Line 02a)	463
<b>Group 2b</b> Of those in Group 2, those who were awarded any loans to students or grant or scholarship aid from the federal government, state/local government, or the institution (This number is carried forward from Part A, Line 02b)	460
<b>Group 3</b> Of those in Group 2, those who were awarded grant or scholarship aid from the federal government, state/local government, or the institution	362

Aid Type	Fall 2014				YOUR PRIOR YEAR DATA
	Fall 2014				Fall 2013
	Number of Group 2 students	Percentage of Group 2 students who	Total amount of aid awarded	Average amount of aid	Average amount of aid

			who were awarded aid	were awarded aid	to Group 2 students	awarded to Group 2 students	awarded to Group 2 students
01	Grants or scholarships from the federal government, state/local government, or the institution		447	90	5,488,181	12,278	11,772
02	<u>Federal grants</u>		223	45	1,085,212	4,866	5,064
	02a	<u>Pell grants</u>	223	45	1,069,212	4,795	4,839
	02b	<u>Other federal grants</u>	20	4	16,000	800	882
03	<u>State/local government grants or scholarships (grants/scholarships/waivers)</u>		243	49	421,198	1,733	1,334
04	<u>Institutional grants or scholarships (scholarships/fellowships)</u>		417	84	3,981,771	9,549	8,700
05	<u>Loans to students</u>		249	50	1,226,671	4,926	5,025
	05a	Federal loans	249	50	1,179,867	4,738	4,938
	05b	Other loans (including private loans)	6	1	46,804	7,801	13,886

 You may use the space below to provide context for the data you've reported above. These context notes may be posted on the College Navigator website and should be written to be understood by students and parents. For example, institutions may report here other sources of private aid not included in the categories above.

Institution: University of Missouri-St Louis (178420)

User ID: 29C0011

**Section 1: Comparison Chart****Comparison Chart**

Based on the information reported on the previous screens for Group 1 (all undergraduates) and Group 2 (full-time, first-time degree/certificate-seeking undergraduates), this comparison chart seeks to help institutions check their reported data. Assuming that the information on Groups 1 and 2 are correct, then the calculated fields for 'All Other Undergraduates' should be the balance (Group 1 minus Group 2). If the balance does not check with your institution's calculations, please correct your reported numbers for Groups 1 and 2 before moving forward with the completion of the SFA survey component.

**Note:** Data for the 'All Other Undergraduates' will appear in the IPEDS Data Center for data users, but not in College Navigator.

		<b>Number of students</b>	<b>Pell grants</b>	<b>Federal Student Loans</b>
01	<b>Group 1 (all undergraduates)</b>	13,874		
02	Number of students who were awarded aid		3,973	5,425
03	Percentage who were awarded aid		29	39
04	Total amount of aid awarded		17,814,179	41,721,915
05	Average amount of aid awarded		4,484	7,691
06	<b>Group 2 (Full-time first-time undergraduates)</b>	497		
07	Number of students who were awarded aid		223	249
08	Percentage who were awarded aid		45	50
09	Total amount of aid awarded		1,069,212	1,179,867
10	Average amount of aid awarded		4,795	4,738
11	<b>All other undergraduates (Line 01 - Line 06)</b>	13,377		
12	Number of students who were awarded aid (Line 02 - Line 07)		3,750	5,176
13	Percentage who were awarded aid (Line 12 / Line 11)		28	39
14	Total amount of aid awarded (Line 04 - Line 09)		16,744,967	40,542,048
15	Average amount of aid awarded (Line 14 / Line 12)		4,465	7,833





Institution: University of Missouri-St Louis (178420)

User ID: 29C0011

**Section 1: Cost of Attendance****Data changed on this page cannot be saved and therefore will not be changed in the Prior Year system.****Cost of attendance for full-time, first-time undergraduate students:**

Please enter the amounts requested below. These data will be made available to the public on College Navigator. If your institution participates in any Title IV programs (Pell, Stafford, etc.), you must complete all information. **Estimates of expenses for books and supplies, room and board, and other expenses are those from the Cost of Attendance report used by the financial aid office in determining financial need. Please talk to your financial aid office to get these numbers, to ensure that you are reporting correctly.**

These numbers are carried forward from Institutional Characteristics and should only be changed if an error was made in the reporting.

Charges for full academic year	2012-13	2013-14	2014-15
<b>Published <u>tuition</u> and <u>required fees</u>:</b>			
<u>In-district</u>			
Tuition	7,438	8,844	8,844
Required fees	1,320	0	0
Tuition + fees total	8,758	8,844	8,844
<u>In-state</u>			
Tuition	7,438	8,844	8,844
Required fees	1,320	0	0
Tuition + fees total	8,758	8,844	8,844
<u>Out-of-state</u>			
Tuition	20,102	23,142	23,142
Required fees	1,320	0	0
Tuition + fees total	21,422	23,142	23,142
 <u>Books and supplies</u>	1,000	1,000	1,000
<b><u>On-campus:</u></b>			
<u>Room and board</u>	9,520	9,640	9,788
<u>Other expenses</u>	4,244	4,208	3,238
Room and board and other expenses	13,764	13,848	13,026
<b><u>Off-campus (not with family):</u></b>			
<u>Room and board</u>	8,272	8,371	9,494
<u>Other expenses</u>	6,248	6,078	5,204
Room and board and other expenses	14,520	14,449	14,698
<b> <u>Off-campus (with family):</u></b>			
<u>Other expenses</u>	6,248	6,636	5,204

Institution: University of Missouri-St Louis (178420)

User ID: 29C0011

**Section 1: Part D**

**Part D - Enter Information about Group 3**

Part D includes financial aid information about Group 3. Group 3 students are all full-time, first-time degree/certificate-seeking undergraduate students enrolled in Fall 2014 who paid the in-state or in-district tuition rate and were awarded grant or scholarship aid from the following sources: the federal government, state/local government, or the institution. The information you report in this part will be used in Part F to calculate average institutional net price.

For this part report:

For These Students	The Following Type(s) of Aid	Awarded in This Period
<ul style="list-style-type: none"> <li>Full-time, first-time degree/certificate-seeking undergraduate students enrolled in Fall 2014 who paid the in-state or in-district tuition rate and were awarded grant or scholarship aid from the following sources: the federal government, state/local government, or the institution</li> <li>Do <u>not</u> include students who were awarded only grant or scholarship aid from private or other sources, or students who were awarded only non-grant aid</li> </ul>	<ul style="list-style-type: none"> <li>Grant or scholarship aid from the federal government</li> <li>Grant or scholarship aid from state/local government</li> <li>Grant or scholarship aid from the institution</li> <li>Do <u>not</u> include grant or scholarship aid from private or other sources</li> </ul>	<ul style="list-style-type: none"> <li>Any time during academic year 2014-15</li> </ul>

In the fields below, report the number of Group 3 students with each type of living arrangement and the total amount of grant or scholarship aid from the federal government, state/local government, or the institution awarded to these students.

Information from Part A:		YOUR PRIOR YEAR DATA 2012-2013	YOUR PRIOR YEAR DATA 2013-2014	2014-2015
<b>Group 3</b> Full-time, first-time degree/certificate-seeking undergraduate students who paid the in-state or in-district tuition rate and were awarded grant or scholarship aid from the following sources: the federal government, state/local government, or the institution (This number is carried forward from Part A, Line 03)		<b>392</b>	<b>335</b>	362
01	<b>Report the number of Group 3 students with the following living arrangements:</b>	<b>YOUR PRIOR YEAR DATA 2012-13</b>	<b>YOUR PRIOR YEAR DATA 2013-14</b>	<b>2014-15</b>
	01a <u>On-campus</u>	<b>135</b>	<b>136</b>	<input type="text" value="157"/>
	01b <u>Off-campus (with family)</u>	<b>154</b>	<b>120</b>	<input type="text" value="118"/>
	01c <u>Off-campus (not with family)</u>	<b>35</b>	<b>29</b>	<input type="text" value="24"/>
	01d Unknown (calculated) This value is calculated using the following formula: [A03-(D01a+D01b+D01c)]	<b>68</b>	<b>50</b>	63
02	<b>Report the total amount of grant or scholarship aid from the federal government, state/local government, or the institution awarded to Group 3 students</b>	<b>3,696,169</b>	<b>3,600,663</b>	<input type="text" value="4,256,620"/>

03	Average grant or scholarship aid from the federal government, state/local government, or the institution awarded to Group 3 students (calculated value). This value is calculated using the following formula: [D02/A03]	9,429	10,748	11,759
----	--	-------	--------	--------

You may use the space below to provide context for the data you've reported above.

Institution: University of Missouri-St Louis (178420)

User ID: 29C0011

**Section 1: Part E**

**Part E – Enter Information about Group 4**

Part E includes financial aid information about Group 4. Group 4 students are all full-time, first-time degree/certificate-seeking undergraduate students enrolled in Fall 2014 who paid the in-state or in-district tuition rate and were awarded any Title IV federal student aid, including federal grants or federal student loans. The information you report in this part will be used in Part G to calculate average institutional net price by income level.

For this part, report:

For These Students	The Following Type(s) of Aid	Awarded in This Period
<ul style="list-style-type: none"> <li>Full-time, first-time degree/certificate-seeking undergraduate students enrolled in Fall 2014 who paid the in-state or in-district tuition rate and were awarded any Title IV federal student aid</li> </ul>	<ul style="list-style-type: none"> <li>Grant or scholarship aid from:                             <ul style="list-style-type: none"> <li>federal government</li> <li>state/local government</li> <li>institution</li> </ul> </li> <li>Do <u>not</u> include:                             <ul style="list-style-type: none"> <li>grant or scholarship aid from private or other sources</li> <li>loan amounts</li> <li>Federal Work Study amounts</li> </ul> </li> </ul>	<ul style="list-style-type: none"> <li>Any time during academic year 2014-15</li> </ul>

In the fields below, report the number of Group 4 students with each type of living arrangement and the total amount of grant or scholarship aid from the federal government, state/local government, or the institution awarded to these students by income level.

**Information from Part A:**

2012-13

2013-14

2014-15

**Group 4**

Full-time, first-time degree/certificate-seeking undergraduate students who paid the in-state or in-district tuition rate and were awarded any Title IV federal student aid  
(This number is carried forward from Part A, Line 04)

326

277

286


01	Report the number of Group 4 students with the following living arrangements:	YOUR PRIOR YEAR DATA	YOUR PRIOR YEAR DATA		
		2012-13	2013-14	2014-15	
01a	<u>On-campus</u>	110	110	<input type="text" value="94"/>	
01b	<u>Off-campus (with family)</u>	55	46	<input type="text" value="58"/>	
01c	<u>Off-campus (not with family)</u>	63	44	<input type="text" value="53"/>	
01d	Unknown (calculated) This value is calculated using the formula: [A04-(E01a+E01b+E01c)]	98	77	81	
		<b>Number of students who were awarded any Title IV aid (Group 4)</b>	<b>Of those in Column 1, the number who were awarded any grant or scholarship aid from the following sources: the federal government, state/local government, or the institution</b>	<b>Of those in Column 1, the total amount of grant or scholarship aid awarded from the following sources: the federal government, state/local government, or the institution</b>	<b> Average amount of federal, state/local, and institutional grant or scholarship aid awarded to Group 4 students</b>
<b>2012-13</b>					

			Col. 1	Col. 2	Col. 3	Col. 4
02	<b>Income level</b>					
	02a	\$0-30,000	110	110	1,398,872	12,717
	02b	\$30,001-48,000	55	55	599,662	10,903
	02c	\$48,001-75,000	63	60	432,251	6,861
	02d	\$75,001-110,000	55	48	347,722	6,322
	02e	\$110,001 and more	43	33	159,057	3,699
	02f	Total all income levels	326	306	2,937,564	9,011

2013-14

			Col. 1	Col. 2	Col. 3	Col. 4
03	<b>Income level</b>					
	03a	\$0-30,000	110	110	1,370,713	12,461
	03b	\$30,001-48,000	46	46	544,143	11,829
	03c	\$48,001-75,000	44	42	373,312	8,484
	03d	\$75,001-110,000	38	36	248,164	6,531
	03e	\$110,001 and more	39	37	191,374	4,907
	03f	Total all income levels	277	271	2,727,706	9,847

2014-15

			Col. 1	Col. 2	Col. 3	Col. 4
04	<b>Income level</b>					
	04a	\$0-30,000	<input type="text" value="94"/>	<input type="text" value="94"/>	<input type="text" value="1,290,084"/>	13,724
	04b	\$30,001-48,000	<input type="text" value="58"/>	<input type="text" value="58"/>	<input type="text" value="753,025"/>	12,983
	04c	\$48,001-75,000	<input type="text" value="54"/>	<input type="text" value="53"/>	<input type="text" value="535,033"/>	9,908
	04d	\$75,001-110,000	<input type="text" value="41"/>	<input type="text" value="36"/>	<input type="text" value="289,194"/>	 7,054
	04e	\$110,001 and more	<input type="text" value="39"/>	<input type="text" value="32"/>	<input type="text" value="299,355"/>	7,676
	04f	Total all income levels	286	273	3,166,691	11,072

You may use the space below to provide context for the data you've reported above.

Institution: University of Missouri-St Louis (178420)

User ID: 29C0011

**Section 1: Part F**

**Part F – Net Price Calculation for Group 3**


The following net price calculation is based on information that your institution reported in the Institutional Characteristics component and the Student Financial Aid component. For more information about the data your institution reported in the Institutional Characteristics component, please contact your institution's IPEDS Keyholder.

		YOUR PRIOR YEAR DATA	YOUR PRIOR YEAR DATA	2014-15
		2012-13	2013-14	
<b>Components of cost of attendance</b>				
01	Published <u>tuition</u> and <u>required fees</u> (lower of in-district or in-state)	8,758	8,844	8,844
02	<u>Books and supplies</u>	1,000	1,000	1,000
03	<b><u>Room and board</u> and <u>other expenses</u> by living arrangement</b>			
	03a <u>On-campus</u>	13,764	13,848	13,026
	03b <u>Off-campus (with family)</u>	6,248	6,636	5,204
	03c <u>Off-campus (not with family)</u>	14,520	14,449	14,698
04	<b>Number of Group 3 students by living arrangement</b>			
	04a <u>On-campus</u>	135	136	157
	04b <u>Off-campus (with family)</u>	154	120	118
	04c <u>Off-campus (not with family)</u>	35	29	24
	04d Unknown	68	50	63
05	<b>Weighted average for room and board and other expenses by living arrangement (excluding unknown values)</b> See instructions for the formula for this calculation	10,273	10,873	10,073
06	<b>Total cost of attendance</b> This value is calculated using the following formula: [F01+F02+F05]	20,031	20,717	19,917
07	<b>Average amount of grant or scholarship aid awarded to Group 3 students from the following sources: the federal government, state/local government, and the institution</b>	9,429	10,748	11,759
08	<b>Average institutional net price for Group 3 students</b> This value is calculated using the following formula: [F06-F07]	10,602	9,969	8,158

As required by the Higher Education Opportunity Act of 2008, these amounts will be posted on the U.S. Department of Education's College Navigator website and used in the U.S. Department of Education's College Affordability and Transparency Lists.

Do you wish to provide additional context notes?

No  Yes

 You may use the space below to **provide context** for these data. These context notes may be posted on the College Navigator website and should be written to be understood by students and parents.

Institution: University of Missouri-St Louis (178420)

User ID: 29C0011

**Section 1: Part G**

**Part G – Net Price Calculation for Group 4**

The following net price calculation is based on information that your institution reported in the Institutional Characteristics component and the Student Financial Aid component. For more information about the data your institution reported in the Institutional Characteristics component, please contact your institution's IPEDS Keyholder.


		YOUR PRIOR YEAR DATA  2012-13	YOUR PRIOR YEAR DATA  2013-14	2014-15
<b>Components of cost of attendance</b>				
01	Published <u>tuition</u> and <u>required fees</u> (lower of in-district or in-state)	8,758	8,844	8,844
02	<u>Books and supplies</u>	1,000	1,000	1,000
03	<b><u>Room and board</u> and <u>other expenses</u> by living arrangement</b>			
03a	<u>On-campus</u>	13,764	13,848	13,026
03b	<u>Off-campus (with family)</u>	6,248	6,636	5,204
03c	<u>Off-campus (not with family)</u>	14,520	14,449	14,698
04	<b>Number of Group 4 students by living arrangement</b>			
04a	<u>On-campus</u>	110	110	94
04b	<u>Off-campus (with family)</u>	55	46	58
04c	<u>Off-campus (not with family)</u>	63	44	53
04d	Unknown	98	77	81
05	<b>Weighted average for room and board and other expenses by living arrangement (excluding unknown values)</b> See instructions for the formula for this calculation	12,160	12,321	11,245
06	<b>Total cost of attendance by income level</b> This value is calculated using the following formula: [G01+G02+G05]	21,918	22,165	21,089
07	<b>Average amount of grant or scholarship aid awarded to Group 4 students from the following sources: the federal government, state/local government, and the institution</b>	9,011	9,847	11,072
07a	<b>\$0-30,000</b>	12,717	12,461	13,724
07b	<b>\$30,001-48,000</b>	10,903	11,829	12,983
07c	<b>\$48,001-75,000</b>	6,861	8,484	9,908
07d	<b>\$75,001-110,000</b>	6,322	6,531	7,054
07e	<b>\$110,001 and more</b>	3,699	4,907	7,676
08	<b>Average institutional <u>net price</u> for Group 4 students</b> This value is calculated using the following formula: [G06-G07]			
08a	<b>\$0-30,000</b>	9,201	9,704	7,365
08b	<b>\$30,001-48,000</b>	11,015	10,336	8,106
08c	<b>\$48,001-75,000</b>	15,057	13,681	11,181
08d	<b>\$75,001-110,000</b>	15,596	15,634	14,035
08e	<b>\$110,001 and more</b>	18,219	17,258	13,413

As required by the Higher Education Opportunity Act of 2008, these amounts will be posted on the U.S. Department of Education's College Navigator website.

**Do you wish to provide additional context notes?**

No

Yes

 You may use the space below to **provide context** for these data. These context notes may be posted on the College Navigator website and should be written to be understood by students and parents.



Institution: University of Missouri-St Louis (178420)

User ID: 29C0011

**Section 2: Military Servicemembers and Veteran's Benefits****Section 2: Military Servicemembers and Veteran's Benefits**

IMPORTANT NOTE: Report for **Post-9/11 GI Bill Benefits: July 1, 2014 - June 30, 2015** and Report for **Department of Defense Tuition Assistance Program: October 1, 2014 - September 30, 2015**

- Report the total number of student recipients and the total dollar amounts for each program.
- Student recipients can also include eligible dependents.
- Consult with your campus certifying official, who may not be in the student financial aid office.
- For Post-9/11 GI Bill Benefits, do not include the matching institutional aid provided through the Yellow Ribbon Program if your school participated.
- Information reported to IPEDS is only what is known to the institution.
- Enter zero (0) if your institution did not have beneficiaries for that student level or program. Please do not leave a cell blank.

Type of benefit/assistance	Number of students receiving benefits/assistance	Total dollar amount of benefits/assistance awarded through the institution	Average dollar amount of benefits/assistance awarded through the institution
<u>Post-9/11 GI Bill Benefits</u>			
Undergraduate students	245	1,636,129	6,678
Graduate students	32	198,022	6,188
Total	277	1,834,151	6,621
<u>Department of Defense Tuition Assistance Program</u>			
Undergraduate students	23	77,563	3,372
Graduate students	1	2,500	2,500
Total	24	80,063	3,336

Institution: University of Missouri-St Louis (178420)

User ID: 29C0011

**Summary****IPEDS Student Financial Aid (SFA) Survey Summary**

IPEDS collects important information regarding your institution. All data reported in IPEDS survey components become available in the IPEDS Data Center and appear as aggregated data in various Department of Education reports. Additionally, some of the reported data appears specifically for your institution through the College Navigator website and is included in your institution's Data Feedback Report (DFR). The purpose of this summary is to provide you an opportunity to view some of the data that, when accepted through the IPEDS quality control process, will appear on the College Navigator website and/or your DFR. College Navigator is updated approximately three months after the data collection period closes and Data Feedback Reports will be available through the [Data Center](#) and sent to your institution's CEO in November 2016.

Please review your data for accuracy. If you have questions about the data displayed below after reviewing the data reported on the survey screens, please contact the IPEDS Help Desk at: 1-877-225-2568 or [ipedshelp@rti.org](mailto:ipedshelp@rti.org).

Total grant aid received by all undergraduate students		\$46,709,401
Number of undergraduate students who received a Pell Grant		3,973
Percentage of FTFT students receiving any financial aid		93%
	Percentage of FTFT students receiving grant aid by type	Average amount of grant aid received by type
Total	90%	\$12,278
Federal Government	45%	\$4,866
Pell	45%	\$4,795
Other Federal	4%	\$800
State/Local Government	49%	\$1,733
Institutional	84%	\$9,549
	Percentage of FTFT students receiving loans by type	Average amount of loans received by type
Total	50%	\$4,926
Federal	50%	\$4,738
Non-federal	1%	\$7,801
Average net price for FTFT students who receive grant aid		\$8,158
Average net price for FTFT students who receive Title IV federal student aid		
\$0 – 30,000		\$7,365
\$30,001 – 48,000		\$8,106
\$48,001 – 75,000		\$11,181
\$75,001 – 110,000		\$14,035
\$110,001 and more		\$13,413

**Military Servicemembers and Veteran's Benefits**

	Number of students receiving benefits/assistance	Total dollar amount of benefits/assistance

			awarded through the institution
Post-9/11 GI Bill Benefits			
	Undergraduate students	245	\$1,636,129
	Graduate students	32	\$198,022
	Total	277	\$1,834,151
Department of Defense Tuition Assistance Program			
	Undergraduate students	23	\$77,563
	Graduate students	1	\$2,500
	Total	24	\$80,063

Institution: University of Missouri-St Louis (178420)

User ID: 29C0011

Edit Report

**Student Financial Aid**

**University of Missouri-St Louis (178420)**

Source	Description	Severity	Resolved	Options
--------	-------------	----------	----------	---------

**Screen: Part C, Page 2 - Enter Information about Group 2**

Screen Entry	The average amount of this type of aid awarded to Group 2 students is outside the expected range of between 1,068 and 1,600 when compared with the prior year value. Please check the number of students and the total amount of aid awarded to these students, and correct or explain the discrepant values. (Error #7147)	Explanation	Yes	
Reason:	From Fall 2013 to Fall 2014 the university saw a 9.5% increase in the number of Group 2 students receiving awards from the state and an increase in the number of students receiving larger awards due mostly to an increase in the maximum Missouri Access amount from \$1,100 in aid year 2014 to \$1,500 in aid year 2015, which resulted in a 42.3% increase in the total amount awarded to Group 2 students.			
Screen Entry	The average amount of this type of aid awarded to Group 2 students is outside the expected range of between 11,109 and 16,663 when compared with the prior year value. Please check the number of students and the total amount of aid awarded to these students, and correct or explain the discrepant values. (Error #7147)	Explanation	Yes	
Reason:	The only significant difference we can identify between the Fall 2013 and Fall 2014 cohorts is the significant increase in average EFC in Fall 2014 over Fall 2013.			

**Screen: Part E - Enter Information about Group 4**

Screen Entry	The calculated average amount of grant or scholarship aid awarded to Group 4 students from the federal government, state/local government, or the institution for this income level is smaller than expected in comparison with the other income levels. Please check the values reported for the number of these students who were awarded any Title IV aid (Col. 1) and the total amount of grant or scholarship aid awarded to them (Col. 3) and correct your data or explain the discrepancy. (Error #7317)	Explanation	Yes	
Reason:	The most significant difference in the aid awarded to students in 04d versus 04e is in the form of housing scholarships. More students in 04e qualified for and were offered housing scholarships than students in 04d. When we removed housing scholarships from the calculations, this anomaly disappears.			
Screen Entry	The number entered is outside the expected range of between 45 and 81 when compared with the prior year value. Please correct your data or explain. (Error #7169)	Explanation	Yes	
Reason:	In the last few years, we've improved our grant and housing scholarship programs. This can be seen by the increase in students living on campus. Even though the number of FTFT degree-seeking students paying instate tuition rates who received Title IV aid decreased from 2012-13 to 2013-14, we maintained the number of students who lived on campus over the previous year. Those two factors (reduced students in this group overall, and maintained number of students living on campus) would contribute to a significant reduction in students living off campus.			