

[Print Form\(s\)](#)[Get PDF File](#)[Go Back](#)

Student Financial Aid 2011-12

2010-11 Data

Institution: University of Missouri-St Louis (178420)

User ID: 29C0011

## Overview

### IPEDS Student Financial Aid Component Overview

#### Public Academic Reporters

Welcome to the Student Financial Aid (SFA) component of the U.S. Department of Education's Integrated Postsecondary Education Data System (IPEDS). The purpose of the SFA component is to collect information about financial aid provided to various groups of undergraduate students at your institution.

#### Changes to This Year's SFA Component

- SFA is now part of the Winter collection. The Winter collection will close for keyholders on February 8, 2012.
- In Part E, an additional column will collect the number of students in Group 4 who were awarded any Title IV grant aid, by income categories.
- For reporting grant or scholarship aid, institutions should report "aid awarded" rather than "aid received" or "aid awarded and accepted." The amount awarded may be different from the amount that was actually disbursed to students. There is no change to how loans to students should be reported. Institutions should continue to report on loans that were awarded to and accepted by the student.
- Veterans education benefits should no longer be reported in SFA, as they are no longer considered Estimated Financial Assistance for Federal Student Aid purposes.

#### Data Reporting Reminders

##### Groups

Throughout this component, you will be asked to report information for different groups of students.

- **Group 1:** All undergraduate students
- **Group 2:** Of Group 1, full-time, first-time degree/certificate-seeking students
- **Group 3:** Of Group 2, students who paid the in-state/in-district tuition rate and were awarded any grant/scholarship aid from the federal government, state/local government, or the institution
- **Group 4:** Of Group 2, students who paid the in-state/in-district tuition rate and were awarded any Title IV federal student aid

Consult the instructions and screens to make sure you are reporting the correct aid amounts for the correct groups of students.

#### College Affordability and Transparency Lists

Net price amounts calculated in SFA will be used to populate the Department's College Affordability and Transparency lists.

#### Interactive Edits and Error Messages

SFA contains interactive edits that will check for blank fields, invalid values, or values that fall outside expected ranges. Some error messages will require you to confirm or explain the values that you entered. Some error messages are fatal and will require you to contact the IPEDS Help Desk at 1-877-225-2568 for resolution.

#### Context Boxes

You will find optional text boxes throughout SFA. Context boxes allow you to provide more information about the data you enter. Some of these context boxes may be made available to the public on College Navigator, so make sure that the information you enter can be understood easily by students, parents, and the general public.

#### Resources

To download the survey materials for this component: [Survey Materials](#)

To access your prior year data submission for this component: [Reported Data](#)

If you have questions about completing this component, please contact the **IPEDS Help Desk at 1-877-225-2568**.

Institution: University of Missouri-St Louis (178420)

User ID: 29C0011

**Part A****Part A - Establish Your Groups**

Part A establishes the number of students in various groups. Note that the numbers on this screen will be carried forward to other parts of the Student Financial Aid component.

In the fields below, report the number of students in each of the following groups.

	? Fall 2010	YOUR PRIOR YEAR DATA Fall 2009
<b>01. Group 1</b> All undergraduate students	13,171	12,966
<b>02. Group 2</b> Of those in Group 1, those who are full-time, first-time degree/certificate-seeking	479	494
<b>02a.</b> Of those in Group 2, those who were awarded any Federal Work Study, loans to students, or grant or scholarship aid from the federal government, state/local government, the institution, or other sources known to the institution	453	457
<b>02b.</b> Of those in Group 2, those who were awarded any loans to students or grant or scholarship aid from the federal government, state/local government, or the institution	437	441
<b>03. Group 3</b> Of those in Group 2, those who paid the in-state or in-district tuition rate and were awarded grant or scholarship aid from the federal government, state/local government, or the institution	377	366
<b>04. Group 4</b> Of those in Group 2, those who paid the in-state or in-district tuition rate and were awarded any Title IV federal student aid	296	298

Institution: University of Missouri-St Louis (178420)

User ID: 29C0011

**Part B**

**Part B - Enter Information About Group 1**

Part B includes information about Group 1. Group 1 students are all undergraduate students enrolled in Fall 2010.

For this part, report:

For These Students	The Following Type(s) of Aid	Awarded in This Period
<ul style="list-style-type: none"> <li>• All undergraduate students enrolled in Fall 2010</li> </ul>	<ul style="list-style-type: none"> <li>• Grant or scholarship aid from the federal government</li> <li>• Grant or scholarship aid from state/local government</li> <li>• Grant or scholarship from the institution</li> <li>• Grant or scholarship aid from other sources known to the institution</li> <li>• Loans to students from the federal government</li> </ul>	<ul style="list-style-type: none"> <li>• Any time during academic year 2010-11</li> </ul>

In the fields below, report the number of Group 1 students and the total amount of aid awarded to these students for each type of aid.

**Information from Part A:**

**Fall 2010**

**Group 1**  
 All undergraduate students  
 (This number is carried forward from Part A, Line 01.) 13,171

Aid Type	2010-11			
	Number of Group 1 students who were awarded aid	Percentage of Group 1 students who were awarded aid	Total amount of aid awarded to Group 1 students	Average amount of aid awarded to Group 1 students
01. Grant or scholarship aid from the federal government, state/local government, the institution, and other sources known to the institution	6,222	47	37,687,213	6,057
02. Pell grants	3,959	30	18,105,576	4,573
03. Federal student loans	5,852	44	47,460,227	8,110

You may use the space below to provide context for data you've reported above. These context notes may be posted on the College Navigator website and should be written to be understood by students and parents.

Institution: University of Missouri-St Louis (178420)

User ID: 29C0011

**Part C, Page 1**

**Part C, Page 1 - Enter Information about Group 2**

Part C includes information about Group 2. Group 2 students are all full-time, first-time degree/certificate-seeking undergraduate students enrolled in Fall 2010.

**In the fields below, report the number of Group 2 students paying in-district, in-state, and out-of-state tuition rates. If your institution does not offer different rates, report all students as paying in-state tuition rates.**

**Information from Part A:**

**Fall 2010**

**Group 2**  
 Full-time, first-time degree/certificate-seeking undergraduates 479  
 (This number is carried forward from Part A, Line 02)

Group 2 students:	Fall 2010		YOUR PRIOR YEAR DATA
	Number of Group 2 students	Percentage of Group 2 students	Fall 2009 Percentage of Group 2 students
<b>01. 01a.</b> <u>paying in-district tuition rates</u>	0	0	<b>0</b>
<b>01b.</b> <u>paying in-state tuition rates</u>	420	88	<b>85</b>
<b>01c.</b> <u>paying out-of-state tuition rates</u>	59	12	<b>15</b>
Unknown (calculated value)			
<b>01d.</b> This value is calculated using the following formula: [A02-(C01a+C01b+C01c)]	0	0	<b>0</b>

Institution: University of Missouri-St Louis (178420)

User ID: 29C0011

**Part C, Page 2**

**Part C, Page 2 - Enter Information about Group 2**

Part C includes financial aid information about Group 2. Group 2 students are all full-time, first-time degree/certificate-seeking undergraduate students enrolled in Fall 2010.

For this part, report:

For These Students	The Following Type(s) of Aid	Awarded in This Period
<ul style="list-style-type: none"> <li>• Full-time, first-time, degree/certificate-seeking undergraduate students enrolled in Fall 2010</li> </ul>	<ul style="list-style-type: none"> <li>• Grant or scholarship aid from the federal government</li> <li>• Grant or scholarship aid from state/local government</li> <li>• Grant or scholarship from the institution</li> <li>• Loans to student from the federal government and from other sources, including private or other loans</li> <li>• Do <u>not</u> include grant or scholarship aid from private or other sources</li> <li>• Do <u>not</u> include PLUS loans or loans made to anyone other than the student</li> </ul>	<ul style="list-style-type: none"> <li>• Any time during academic year 2010-11</li> <li>• For program reporters, this is the aid year period from July 1, 2010 through June 30, 2011.</li> </ul>

In the fields below, report the number of Group 2 students and the total amount of aid awarded to these students for each type of aid. Enter unduplicated student counts within a category (e.g., Pell grants). However, a student can appear in more than one aid category.



**Information from Part A:**


**Fall 2010**

<p><b>Group 2</b> Full-time, first-time degree/certificate-seeking undergraduates (This number is carried forward from Part A, Line 02)</p>	479
<p><b>Group 2a</b> Of those in Group 2, those who were awarded any Federal Work Study, loans to students, or grant or scholarship aid from the federal government, state/local government, the institution, or other sources known to the institution (This number is carried forward from Part A, Line 02a)</p>	453
<p><b>Group 2b</b> Of those in Group 2, those who were awarded any loans to students or grant or scholarship aid from the federal government, state/local government, or the institution (This number is carried forward from Part A, Line 02b)</p>	437
<p><b>Group 3</b> Of those in Group 2, those who were awarded grant or scholarship aid from the federal government, state/local government, or the institution</p>	377

**YOUR  
PRIOR  
YEAR  
DATA**

Aid Type	Fall 2010			Fall 2009
	Number of Group 2 students who were awarded aid	Percentage of Group 2 students who were awarded aid	Total amount of aid awarded to Group 2 students	Average amount of aid awarded to Group 2 students
				Average amount of aid awarded to Group 2 students

Grants or scholarships from the					
<b>01.</b>	federal government, state/local government, or the institution	<input type="text" value="428"/>	89	3,229,647	7,546 <b>6,460</b>
<b>02.</b>	<u>Federal grants</u>	<input type="text" value="200"/>	42	1,042,989	5,215 <b>4,911</b>
<b>02a.</b>	Pell grants	<input type="text" value="197"/>	41	<input type="text" value="893,643"/>	4,536 <b>4,224</b>
<b>02b.</b>	Other federal grants	<input type="text" value="153"/>	32	<input type="text" value="149,346"/>	976 <b>1,015</b>
<u>State/local government grants or scholarships (grants/scholarships/waivers)</u>					
<b>03.</b>	scholarships	<input type="text" value="230"/>	48	<input type="text" value="297,820"/>	1,295 <b>1,551</b>
<u>Institutional grants or scholarships (scholarships/fellowships)</u>					
<b>04.</b>	scholarships	<input type="text" value="343"/>	72	<input type="text" value="1,888,838"/>	 5,507 <b>4,404</b>
<b>05.</b>	<u>Loans to students</u>	<input type="text" value="259"/>	54	1,499,795	5,791 <b>5,856</b>
<b>05a.</b>	Federal loans	<input type="text" value="258"/>	54	<input type="text" value="1,427,704"/>	5,534 <b>5,723</b>
<b>05b.</b>	Other loans (including private loans)	<input type="text" value="12"/>	3	<input type="text" value="72,091"/>	 6,008 <b>8,615</b>

 You may use the space below to provide context for the data you've reported above. These context notes may be posted on the College Navigator website and should be written to be understood by students and parents. For example, institutions may report here other sources of private aid not included in the categories above.

Institution: University of Missouri-St Louis (178420)

User ID: 29C0011

**Part D**

**Part D - Enter Information about Group 3**

Part D includes financial aid information about Group 3. Group 3 students are all full-time, first-time degree/certificate-seeking undergraduate students enrolled in Fall 2010 who paid the in-state or in-district tuition rate and were awarded grant or scholarship aid from the following sources: the federal government, state/local government, or the institution. The information you report in this part will be used in Part F to calculate average institutional net price.

For this part report:

For These Students	The Following Type(s) of Aid	Awarded in This Period
<ul style="list-style-type: none"> <li>• Full-time, first-time, degree/certificate-seeking undergraduate students enrolled in Fall 2010 who paid the in-state or in-district tuition rate and were awarded grant or scholarship aid from the following sources: the federal government, state/local government, or the institution</li> <li>• Do <u>not</u> include students who were awarded only grant or scholarship aid from private or other sources, or students who were awarded only non-grant aid</li> </ul>	<ul style="list-style-type: none"> <li>• Grant or scholarship aid from the federal government</li> <li>• Grant or scholarship aid from state/local government</li> <li>• Grant or scholarship from the institution</li> <li>• Do <u>not</u> include grant or scholarship aid from private or other sources</li> </ul>	<ul style="list-style-type: none"> <li>• Any time during academic year 2010-11</li> </ul>

In the fields below, report the number of Group 3 students with each type of living arrangement and the total amount of grant or scholarship aid from the federal government, state/local government, or the institution awarded to these students.

<b>Information from Part A:</b>	<b>2010-2011</b>	<b>YOUR PRIOR YEAR DATA 2009-2010</b>	<b>YOUR PRIOR YEAR DATA 2008-2009</b>
---------------------------------	------------------	---	---


<b>Group 3</b> Full-time, first-time degree/certificate-seeking undergraduate students who paid the in-state or in-district tuition rate and were awarded grant or scholarship aid from the following sources: the federal government, state/local government, or the institution (This number is carried forward from Part A, Line 03)	377	366	316
---	-----	-----	-----

<b>01.</b>	<b>Report the number of Group 3 students with the following living arrangements:</b>	<b>2010-11</b>	<b>YOUR PRIOR YEAR DATA 2009-10</b>	<b>YOUR PRIOR YEAR DATA 2008-09</b>
	<b>01a.</b> <u>On-campus</u>	131	148	122
	<b>01b.</b> <u>Off-campus (with family)</u>	158	134	98
	<b>01c.</b> <u>Off-campus (not with family)</u>	49	47	50
	<b>01d.</b> Unknown (calculated) This value is calculated using the following formula: [A03-(D01a+D01b+D01c)]	39	37	46

<b>02.</b>	<b>Report the total amount of grant or scholarship aid from the federal government, state/local government, or the institution awarded to Group 3 students</b>	2,685,434	2,241,901	1,872,606
------------	--	-----------	-----------	-----------

<b>03.</b>	Average grant or scholarship aid from the federal government, state/local government, or the institution awarded to Group 3 students (calculated value). This value is calculated using the following formula: [D02/A03]	7,123	6,125	5,926
------------	---	-------	-------	-------

You may use the space below to provide context for the data you've reported above.





Institution: University of Missouri-St Louis (178420)

User ID: 29C0011

**Part E**

**Part E – Enter Information about Group 4**

Part E includes financial aid information about Group 4. Group 4 students are all full-time, first-time degree/certificate-seeking undergraduate students enrolled in Fall 2010 who paid the in-state or in-district tuition rate and were awarded any Title IV federal student aid, including federal grants or federal student loans. The information you report in this part will be used in Part G to calculate average institutional net price by income level.

For this part, report:

For These Students	The Following Type(s) of Aid	Awarded in This Period
<ul style="list-style-type: none"> <li>Full-time, first-time, degree/certificate-seeking undergraduate students enrolled in Fall 2010 who paid the in-state or in-district tuition rate and were awarded any Title IV federal student aid</li> </ul>	<ul style="list-style-type: none"> <li>Grant or scholarship aid from the federal government</li> <li>Grant or scholarship aid from state/local government</li> <li>Grant or scholarship from the institution</li> <li>Do <u>not</u> include grant or scholarship aid from private or other sources</li> <li>Do <u>not</u> include loans amounts</li> <li>Do <u>not</u> include Federal Work Study amounts</li> </ul>	<ul style="list-style-type: none"> <li>Any time during academic year 2010-11</li> </ul>

In the fields below, report the number of Group 4 students with each type of living arrangement and the total amount of grant or scholarship aid from the federal government, state/local government, or the institution awarded to these students by income level.

**Information from Part A:**

Group 4	2010-11	2009-10	2008-09
Full-time, first-time degree/certificate-seeking undergraduate students who paid the in-state or in-district tuition rate and were awarded any Title IV federal student aid (This number is carried forward from Part A, Line 04)	296	298	251

01. Report the number of Group 4 students with the following living arrangements:	2010-11	YOUR PRIOR YEAR DATA 2009-10	YOUR PRIOR YEAR DATA 2008-09
01a. <u>On-campus</u>	120	135	101
01b. <u>Off-campus (with family)</u>	126	109	98
01c. <u>Off-campus (not with family)</u>	46	44	47
01d. Unknown (calculated) This value is calculated using the formula: [A04 -(E01a+E01b+E01c)]	4	10	5

02.  Income level	Col. 1	Col. 2	Col. 3	Col. 4
	Number of Group 4 students who were awarded any Title IV aid	Number of Group 4 students who were awarded any Title IV grant aid	Total amount of grant or scholarship aid awarded to Group 4 students from the following sources: the federal government, state/local government, or the institution	Average amount of grant or scholarship aid awarded to Group 4 students from the following sources: the federal government, state/local government, or the institution

02a.	\$0-30,000	97	97	877,152	9,043
02b.	\$30,001-48,000	49	48	425,444	8,683
02c.	\$48,001-75,000	57	37	348,731	6,118
02d.	\$75,001-110,000	52	5	222,079	4,271
02e.	\$110,001 and more	41	0	88,384	2,156
02f.	Total all income levels	296	187	1,961,790	6,628

**2009-10**

		Col. 1	Col. 2	Col. 3	Col. 4
03.	Income level				
03a.	\$0-30,000	103	103	824,032	8,000
03b.	\$30,001-48,000	58	57	439,377	7,575
03c.	\$48,001-75,000	52	26	268,995	5,173
03d.	\$75,001-110,000	47	2	117,675	2,504
03e.	\$110,001 and more	38	0	73,392	1,931
03f.	Total all income levels	298	188	1,723,471	5,783

**2008-09**

		Col. 1	Col. 2	Col. 3	Col. 4
04.	Income level				
04a.	\$0-30,000	91	87	671,364	7,378
04b.	\$30,001-48,000	47	37	304,347	6,475
04c.	\$48,001-75,000	33	9	142,764	4,326
04d.	\$75,001-110,000	51	0	178,403	3,498
04e.	\$110,001 and more	29	0	66,809	2,304
04f.	Total all income levels	251	133	1,363,687	5,433

You may use the space below to provide context for the data you've reported above.

Institution: University of Missouri-St Louis (178420)

User ID: 29C0011

**Part F**

**Part F – Net Price Calculation for Group 3**


The following net price calculation is based on information that your institution reported in the Institutional Characteristics component and the Student Financial Aid component. For more information about the data your institution reported in the Institutional Characteristics component, please contact your institution's IPEDS Keyholder.

	2010-11	YOUR PRIOR YEAR DATA 2009-10	YOUR PRIOR YEAR DATA 2008-09
<b>Components of cost of attendance</b>			
01. Published tuition and required fees (lower of in-district or in-state)	8,631	8,595	8,595
02. Books and supplies	950	900	900
<b>03. Room and board and other expenses by living arrangement</b>			
03a. <u>On campus</u>	18,060	17,230	16,320
03b. <u>Off-campus (with family)</u>	9,390	8,788	7,996
03c. <u>Off-campus (not with family)</u>	18,060	17,230	16,320
<b>04. Number of Group 3 students by living arrangement</b>			
04a. <u>On campus</u>	131	148	122
04b. <u>Off-campus (with family)</u>	158	134	98
04c. <u>Off-campus (not with family)</u>	49	47	50
04d. Unknown	39	37	46
<b>Weighted average for room and board and other expenses by living arrangement (excluding unknown values)</b>			
05. See instructions for the formula for this calculation	14,007	13,792	13,299
<b>06. Total cost of attendance</b>			
This value is calculated using the following formula: [F01+F02+F05]	23,588	23,287	22,794
<b>07. Average amount of grant or scholarship aid awarded to Group 3 students from the following sources: the federal government, state/local government, and the institution</b>			
	7,123	6,125	5,926
<b>08. Average institutional net price for Group 3 students</b>			
This value is calculated using the following formula: [F06-F07]	16,465	17,162	16,868

As required by the Higher Education Opportunity Act of 2008, these amounts will be posted on the U.S. Department of Education's College Navigator website and used in the U.S. Department of Education's College Affordability and Transparency Lists.

Do you wish to provide additional context notes?

Yes  No

 You may use the space below to provide context for these data. These context notes may be posted on the College Navigator website and should be written to be understood by students and parents.

Institution: University of Missouri-St Louis (178420)

User ID: 29C0011

**Part G****Part G – Net Price Calculation for Group 4**


The following net price calculation is based on information that your institution reported in the Institutional Characteristics component and the Student Financial Aid component. For more information about the data your institution reported in the Institutional Characteristics component, please contact your institution's IPEDS Keyholder.


	2010-11	YOUR PRIOR YEAR DATA 2009-10	YOUR PRIOR YEAR DATA 2008-09
<b>Components of cost of attendance</b>			
01. Published tuition and required fees (lower of in-district or in-state)	8,631	8,595	8,595
02. Books and supplies	950	900	900
<b>03. Room and board and other expenses by living arrangement</b>			
03a. <u>On campus</u>	18,060	17,230	16,320
03b. <u>Off-campus (with family)</u>	9,390	8,788	7,996
03c. <u>Off-campus (not with family)</u>	18,060	17,230	16,320
<b>04. Number of Group 4 students by living arrangement</b>			
04a. <u>On campus</u>	120	135	101
04b. <u>Off-campus (with family)</u>	126	109	98
04c. <u>Off-campus (not with family)</u>	46	44	47
04d. Unknown	4	10	5
<b>05. Weighted average for room and board and other expenses by living arrangement (excluding unknown values)</b> See instructions for the formula for this calculation			
	14,319	14,035	13,004
<b>06. Total cost of attendance by income level</b> This value is calculated using the following formula: [G01+G02+G05]			
	23,900	23,530	22,499
<b>07. Average amount of grant or scholarship aid awarded to Group 4 students from the following sources: the federal government, state/local government, and the institution</b>			
07a. \$0-30,000	9,043	8,000	7,378
07b. \$30,001-48,000	8,683	7,575	6,475
07c. \$48,001-75,000	6,118	5,173	4,326
07d. \$75,001-110,000	4,271	2,504	3,498
07e. \$110,001 and more	2,156	1,931	2,304
<b>08. Average institutional net price for Group 4 students</b> This value is calculated using the following formula: [G06-G07]			
08a. \$0-30,000	14,857	15,530	15,121
08b. \$30,001-48,000	15,217	15,955	16,024
08c. \$48,001-75,000	17,782	18,357	18,173
08d. \$75,001-110,000	19,629	21,026	19,001
08e. \$110,001 and more	21,744	21,599	20,195

As required by the Higher Education Opportunity Act of 2008, these amounts will be posted on the U.S. Department of Education's College Navigator website.

Do you wish to provide additional context notes?

Yes No 

 You may use the space below to provide context for these data. These context notes may be posted on the College Navigator website and should be written to be understood by students and parents.



Institution: University of Missouri-St Louis (178420)

User ID: 29C0011

**Summary****IPEDS Student Financial Aid (SFA) Survey Summary**

IPEDS collects important information regarding your institution. All data reported in IPEDS survey components become available in the IPEDS Data Center and appear as aggregated data in various Department of Education reports. Additionally, some of the reported data appears specifically for your institution through the College Navigator website and is included in your institution's Data Feedback Report (DFR). The purpose of this summary is to provide you an opportunity to view some of the data that, when accepted through the IPEDS quality control process, will appear on the College Navigator website and/or your DFR. College Navigator is updated approximately three months after the data collection period closes and Data Feedback Reports will be available through the ExPT and sent to your institution's CEO in November 2012.

Please review your data for accuracy. If you have questions about the data displayed below after reviewing the data reported on the survey screens, please contact the IPEDS Help Desk at: 1-877-225-2568 or [ipedshelp@rti.org](mailto:ipedshelp@rti.org).

Total grant aid received by all undergraduate students		\$37,687,213
Number of undergraduate students who received a Pell Grant		3,959
Percentage of FTFT students receiving any financial aid		95%
	Percentage of FTFT students receiving grant aid by type	Average amount of grant aid received by type
Total	89%	\$7,546
Federal Government	42%	\$5,215
Pell	41%	\$4,536
Other Federal	32%	\$976
State/Local Government	48%	\$1,295
Institutional	72%	\$5,507
	Percentage of FTFT students receiving loans by type	Average amount of loans received by type
Total	54%	\$5,791
Federal	54%	\$5,534
Non-federal	3%	\$6,008
Average net price for FTFT students who receive grant aid		\$16,465
Average net price for FTFT students who receive Title IV federal student aid		
\$0 – 30,000		\$14,857
\$30,001 – 48,000		\$15,217
\$48,001 – 75,000		\$17,782
\$75,001 – 110,000		\$19,629
\$110,001 and more		\$21,744

Institution: University of Missouri-St Louis (178420)

User ID: 29C0011

**Edit Report**

Student Financial Aid

Institution: University of Missouri-St Louis (178420)

Source	Description	Severity	Resolved	Options
--------	-------------	----------	----------	---------

**Screen: Part C, Page 2 - Enter Information about Group 2**

Screen Entry	The average amount of this type of aid is outside the expected range when compared with last year's value. Please check the number of students and the total amount of aid awarded to them, and fix or explain the discrepant values. (Error #7147)	Explanation	Yes	Back to survey data
--------------	---	-------------	-----	---------------------

Reason: We offered more institutional scholarship money in 2010-2011. And we are reporting on offered money, not received money.

Screen Entry	The average amount of this type of aid is outside the expected range when compared with last year's value. Please check the number of students and the total amount of aid awarded to them, and fix or explain the discrepant values. (Error #7147)	Explanation	Yes	Back to survey data
--------------	---	-------------	-----	---------------------

Reason: The decrease is due to a lack of availability in private funding of loans due to a down economy.

**Screen: Part D - Enter Information about Group 3**

Perform Edits	The values entered for the number of students and the total amount of aid awarded makes the average amount of aid awarded outside the expected range compared with the prior year's value. Please explain. (Error #7327)	Explanation	Yes	Back to survey data
---------------	--	-------------	-----	---------------------

Reason: We offered higher institutional scholarships and our Pell grants went up. And we are reporting on offered money, not received money.

Related Screens: [Part D - Enter Information about Group 3](#)

**Screen: Part E - Enter Information about Group 4**

Screen Entry	The number entered is outside the expected range when compared with last year's value. Please explain. (Error #7169)	Explanation	Yes	Back to survey data
--------------	--	-------------	-----	---------------------

Reason: The larger than expected increase of on-campus is a direct reflection of a 20% increase in first time degree-seeking students who are in-state.

Screen Entry	The total amount of grant or scholarship aid awarded to Group 4 students from the federal government, state/local government, or the institution across all income levels is outside of the expected range based on the prior year value. Please fix or explain. (Error #7332)	Explanation	Yes	Back to survey data
--------------	--	-------------	-----	---------------------

Reason: This is a reflection of more students qualifying for the Federal Pell Grant Program.

Screen Entry	The total number of Group 4 students who were awarded any Title IV grant aid across all income levels is outside of the expected range based on the prior year value. Please fix or explain. (Error #7334)	Explanation	Yes	Back to survey data
--------------	--	-------------	-----	---------------------

Reason: This is a reflection of more students qualifying for the Federal Pell Grant Program.

Print Form(s)

Get PDF File

Go Back