

Student Financial Aid 2015-16

2014-15 Data

Institution: University of Missouri-Kansas City (178402)

User ID: 29C0011

Overview

IPEDS Student Financial Aid Component Overview
Public Academic Reporters

Welcome to the Student Financial Aid (SFA) component. The purpose of the SFA component is to collect information about financial aid provided to various groups of undergraduate students and military/veteran educational benefits for all students at your institution.

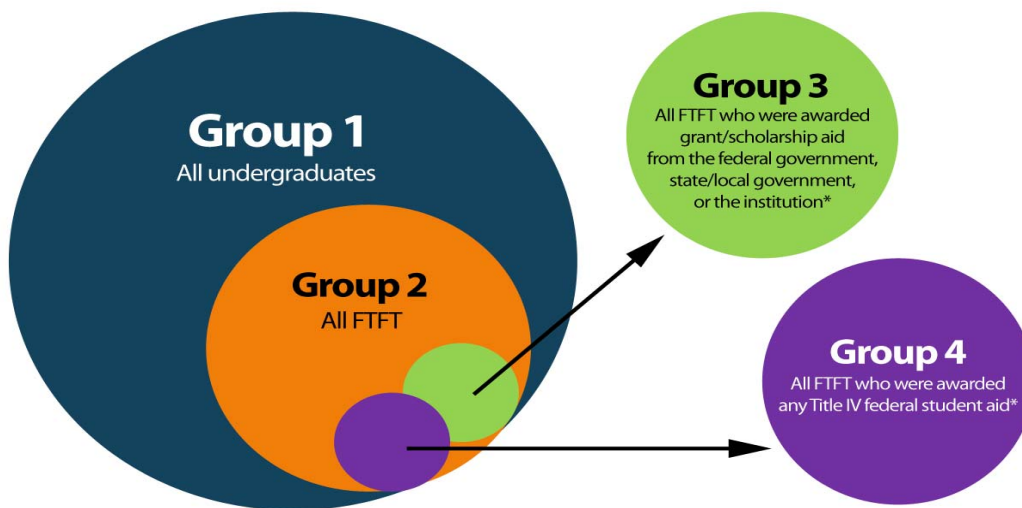
Changes to This Year's SFA Component

There were no changes implemented for the 2015-16 data collection period.

Data Reporting Reminders**Undergraduate Student Groups**

You will be asked to report information for different groups of students.

- **Group 1:** All undergraduate students
- **Group 2:** Of Group 1, full-time, first-time degree/certificate-seeking students
- **Group 3:** Of Group 2, students who paid the in-state/in-district tuition rate and were awarded any grant/scholarship aid from the federal government, state/local government, or the institution
- **Group 4:** Of Group 2, students who paid the in-state/in-district tuition rate and were awarded any Title IV federal student aid



*For public institutions, include only those students paying the in-state or in-district tuition rate. For program reporters, include only those students enrolled in the institution's largest program.

COA Revisions

Revisions to Cost of Attendance used to calculate the net price of attendance can be made in this component.

Consult the instructions and screens to make sure you are reporting the correct aid amounts for the correct groups of students.

College Affordability and Transparency Lists

Net price amounts calculated in SFA will be used to populate the Department's College Affordability and Transparency lists.

Interactive Edits and Error Messages

SFA contains interactive edits that will check for blank fields, invalid values, or values that fall outside expected ranges. Some error messages will require you to confirm or explain the values that you entered. Some error messages are fatal and will require you to contact the IPEDS Help Desk at 1-877-225-2568 for resolution.

Context Boxes

You will find optional text boxes throughout SFA. Context boxes allow you to provide more information about the data you enter. Some of these context boxes may be made available to the public on College Navigator, so make sure that the information you enter can be understood easily by students, parents, and the general public.

Resources

To download the survey materials for this component: [Survey Materials](#)

To access your prior year data submission for this component: [Reported Data](#)


Institution: University of Missouri-Kansas City (178402)

User ID: 29C0011

Section 1: Part A**Part A - Establish Your Groups**

Part A establishes the number of students in various groups. Note that the numbers on this screen will be carried forward to other parts of the Student Financial Aid component.

In the fields below, report the number of students in each of the following groups.

		 Fall 2014	YOUR PRIOR YEAR DATA Fall 2013
01	Group 1 All <u>undergraduate</u> students	<input type="text" value="10,453"/>	10,227
02	Group 2 Of those in Group 1, those who are <u>full-time</u> , <u>first-time</u> degree/certificate-seeking	<input type="text" value="1,057"/>	1,060
02a	Of those in Group 2, those who were awarded any <u>Federal Work Study</u> , <u>loans to students</u> , or grant or scholarship aid from the federal government, state/local government, the institution, or other sources known to the institution	<input type="text" value="960"/>	998
02b	Of those in Group 2, those who were awarded any <u>loans to students</u> or grant or scholarship aid from the federal government, state/local government, or the institution	<input type="text" value="940"/>	973
03	Group 3 Of those in Group 2, those who paid the in-state or in-district tuition rate and were awarded grant or scholarship aid from the federal government, state/local government, or the institution	<input type="text" value="747"/>	815
04	Group 4 Of those in Group 2, those who paid the in-state or in-district tuition rate and were awarded any <u>Title IV federal student aid</u>	<input type="text" value="606"/>	645

Institution: University of Missouri-Kansas City (178402)

User ID: 29C0011

Section 1: Part B

Part B - Enter Information About Group 1

Part B includes information about Group 1. Group 1 students are all undergraduate students enrolled in Fall 2014.


For this part, report:

For These Students	The Following Type(s) of Aid	Awarded in This Period
<ul style="list-style-type: none"> All undergraduate students enrolled in Fall 2014 	<ul style="list-style-type: none"> Grant or scholarship aid from the federal government Grant or scholarship aid from state/local government Grant or scholarship aid from the institution Grant or scholarship aid from other sources known to the institution Loans to students from the federal government 	<ul style="list-style-type: none"> Any time during academic year 2014-15

In the fields below, report the number of Group 1 students and the total amount of aid awarded to these students for each type of aid.

Information from Part A:	Fall 2014
Group 1 All undergraduate students (This number is carried forward from Part A, Line 01.)	10,453

Aid Type	2014-15			
	Number of Group 1 students who were awarded aid	Percentage of Group 1 students who were awarded aid	Total amount of aid awarded to Group 1 students	Average amount of aid awarded to Group 1 students
01 Grant or scholarship aid from the federal government, state/local government, the institution, and other sources known to the institution	5,563	53	38,860,871	6,986
02 Pell grants	3,178	30	13,023,085	4,098
03 Federal student loans	4,580	44	42,201,966	9,214

 You may use the space below to provide context for data you've reported above. These context notes may be posted on the College Navigator website and should be written to be understood by students and parents.

Institution: University of Missouri-Kansas City (178402)

User ID: 29C0011

Section 1: Part C, Page 1

Part C, Page 1 - Enter Information about Group 2

Part C includes information about Group 2. Group 2 students are all full-time, first-time degree/certificate-seeking undergraduate students enrolled in Fall 2014.

In the fields below, report the number of Group 2 students paying in-district, in-state, and out-of-state tuition rates. If your institution does not offer different rates, report all students as paying in-state tuition rates.

Information from Part A:			Fall 2014		
Group 2 Full-time, first-time degree/certificate-seeking undergraduates (This number is carried forward from Part A, Line 02)			1,057		
Group 2 students:			Fall 2014		YOUR PRIOR YEAR DATA
					Fall 2013
			Number of Group 2 students	Percentage of Group 2 students	Percentage of Group 2 students
01	01a	<u>paying in-district tuition rates</u>	<input type="text" value="0"/>	0	0
	01b	<u>paying in-state tuition rates</u>	<input type="text" value="752"/>	71	71
	01c	<u>paying out-of-state tuition rates</u>	<input type="text" value="305"/>	29	29
	01d	Unknown (calculated value) This value is calculated using the following formula: [A02-(C01a+C01b+C01c)]	0	0	0

Institution: University of Missouri-Kansas City (178402)

User ID: 29C0011

Section 1: Part C, Page 2

Part C, Page 2 - Enter Information about Group 2

Part C includes financial aid information about Group 2. Group 2 students are all full-time, first-time degree/certificate-seeking undergraduate students enrolled in Fall 2014.

For this part, report:


For These Students	The Following Type(s) of Aid	Awarded in This Period
<ul style="list-style-type: none"> Full-time, first-time degree/certificate-seeking undergraduate students enrolled in Fall 2014 	<ul style="list-style-type: none"> Grant or scholarship aid from the federal government Grant or scholarship aid from state/local government Grant or scholarship aid from the institution Loans to students from the federal government and from other sources, including private or other loans Do <u>not</u> include grant or scholarship aid from private or other sources Do <u>not</u> include PLUS loans or loans made to anyone other than the student 	<ul style="list-style-type: none"> Any time during academic year 2014-15 For program reporters, this is the aid year period from July 1, 2014 through June 30, 2015.

In the fields below, report the number of Group 2 students and the total amount of aid awarded to these students for each type of aid. Enter unduplicated student counts within a category (e.g., Pell grants). However, a student can appear in more than one aid category.

Information from Part A:	Fall 2014
Group 2 Full-time, first-time degree/certificate-seeking undergraduates (This number is carried forward from Part A, Line 02)	1,057
Group 2a Of those in Group 2, those who were awarded any Federal Work Study, loans to students, or grant or scholarship aid from the federal government, state/local government, the institution, or other sources known to the institution (This number is carried forward from Part A, Line 02a)	960
Group 2b Of those in Group 2, those who were awarded any loans to students or grant or scholarship aid from the federal government, state/local government, or the institution (This number is carried forward from Part A, Line 02b)	940
Group 3 Of those in Group 2, those who were awarded grant or scholarship aid from the federal government, state/local government, or the institution	747

Aid Type	YOUR PRIOR YEAR DATA			
	Fall 2014			
	Number of Group 2 students	Percentage of Group 2 students who	Total amount of aid awarded	Average amount of aid
				Fall 2013
				Average amount of aid

			who were awarded aid	were awarded aid	to Group 2 students	awarded to Group 2 students	awarded to Group 2 students
01	Grants or scholarships from the federal government, state/local government, or the institution		866	82	6,548,888	7,562	6,235
02	<u>Federal grants</u>		418	40	1,887,413	4,515	4,658
	02a	<u>Pell grants</u>	418	40	1,863,413	4,458	4,592
	02b	<u>Other federal grants</u>	17	2	24,000	1,412	1,593
03	<u>State/local government grants or scholarships (grants/scholarships/waivers)</u>		308	29	546,500	1,774	1,288
04	<u>Institutional grants or scholarships (scholarships/fellowships)</u>		774	73	4,114,975	5,317	4,081
05	<u>Loans to students</u>		543	51	3,407,700	6,276	6,778
	05a	Federal loans	538	51	3,104,118	5,770	6,168
	05b	Other loans (including private loans)	26	2	303,582	11,676	11,813

 You may use the space below to provide context for the data you've reported above. These context notes may be posted on the College Navigator website and should be written to be understood by students and parents. For example, institutions may report here other sources of private aid not included in the categories above.

Institution: University of Missouri-Kansas City (178402)

User ID: 29C0011

Section 1: Comparison Chart**Comparison Chart**

Based on the information reported on the previous screens for Group 1 (all undergraduates) and Group 2 (full-time, first-time degree/certificate-seeking undergraduates), this comparison chart seeks to help institutions check their reported data. Assuming that the information on Groups 1 and 2 are correct, then the calculated fields for 'All Other Undergraduates' should be the balance (Group 1 minus Group 2). If the balance does not check with your institution's calculations, please correct your reported numbers for Groups 1 and 2 before moving forward with the completion of the SFA survey component.

Note: Data for the 'All Other Undergraduates' will appear in the IPEDS Data Center for data users, but not in College Navigator.

		Number of students	Pell grants	Federal Student Loans
01	Group 1 (all undergraduates)	10,453		
02	Number of students who were awarded aid		3,178	4,580
03	Percentage who were awarded aid		30	44
04	Total amount of aid awarded		13,023,085	42,201,966
05	Average amount of aid awarded		4,098	9,214
06	Group 2 (Full-time first-time undergraduates)	1,057		
07	Number of students who were awarded aid		418	538
08	Percentage who were awarded aid		40	51
09	Total amount of aid awarded		1,863,413	3,104,118
10	Average amount of aid awarded		4,458	5,770
11	All other undergraduates (Line 01 - Line 06)	9,396		
12	Number of students who were awarded aid (Line 02 - Line 07)		2,760	4,042
13	Percentage who were awarded aid (Line 12 / Line 11)		29	43
14	Total amount of aid awarded (Line 04 - Line 09)		11,159,672	39,097,848
15	Average amount of aid awarded (Line 14 / Line 12)		4,043	9,673



Institution: University of Missouri-Kansas City (178402)

User ID: 29C0011

Section 1: Cost of Attendance**Cost of attendance for full-time, first-time undergraduate students:**

Please enter the amounts requested below. These data will be made available to the public on College Navigator. If your institution participates in any Title IV programs (Pell, Stafford, etc.), you must complete all information. **Estimates of expenses for books and supplies, room and board, and other expenses are those from the Cost of Attendance report used by the financial aid office in determining financial need. Please talk to your financial aid office to get these numbers, to ensure that you are reporting correctly.**

These numbers are carried forward from Institutional Characteristics and should only be changed if an error was made in the reporting.

Charges for full academic year		2012-13	2013-14	2014-15
Published tuition and required fees:				
<u>In-district</u>				
	Tuition	6,374	6,482	6,482
	Required fees	1,252	1,272	1,292
	Tuition + fees total	7,626	7,754	7,774
<u>In-state</u>				
	Tuition	6,374	6,482	6,482
	Required fees	1,252	1,272	1,292
	Tuition + fees total	7,626	7,754	7,774
<u>Out-of-state</u>				
	Tuition	16,402	16,680	16,930
	Required fees	1,252	1,272	1,292
	Tuition + fees total	17,654	17,952	18,222
	 <u>Books and supplies</u>	1,180	1,180	884
On-campus:				
	<u>Room and board</u>	11,428	11,552	9,815
	<u>Other expenses</u>	6,334	6,208	4,215
	Room and board and other expenses	17,762	17,760	14,030
Off-campus (not with family):				
	<u>Room and board</u>	8,272	8,372	9,492
	<u>Other expenses</u>	8,328	8,068	5,202
	Room and board and other expenses	16,600	16,440	14,694
 Off-campus (with family):				
	<u>Other expenses</u>	8,328	8,068	5,202

Institution: University of Missouri-Kansas City (178402)

User ID: 29C0011

Section 1: Part D

Part D - Enter Information about Group 3


Part D includes financial aid information about Group 3. Group 3 students are all full-time, first-time degree/certificate-seeking undergraduate students enrolled in Fall 2014 who paid the in-state or in-district tuition rate and were awarded grant or scholarship aid from the following sources: the federal government, state/local government, or the institution. The information you report in this part will be used in Part F to calculate average institutional net price.

For this part report:

For These Students	The Following Type(s) of Aid	Awarded in This Period
<ul style="list-style-type: none"> Full-time, first-time degree/certificate-seeking undergraduate students enrolled in Fall 2014 who paid the in-state or in-district tuition rate and were awarded grant or scholarship aid from the following sources: the federal government, state/local government, or the institution Do <u>not</u> include students who were awarded only grant or scholarship aid from private or other sources, or students who were awarded only non-grant aid 	<ul style="list-style-type: none"> Grant or scholarship aid from the federal government Grant or scholarship aid from state/local government Grant or scholarship aid from the institution Do <u>not</u> include grant or scholarship aid from private or other sources 	<ul style="list-style-type: none"> Any time during academic year 2014-15

In the fields below, report the number of Group 3 students with each type of living arrangement and the total amount of grant or scholarship aid from the federal government, state/local government, or the institution awarded to these students.

Information from Part A:		YOUR PRIOR YEAR DATA 2012-2013	YOUR PRIOR YEAR DATA 2013-2014	2014-2015
Group 3 Full-time, first-time degree/certificate-seeking undergraduate students who paid the in-state or in-district tuition rate and were awarded grant or scholarship aid from the following sources: the federal government, state/local government, or the institution (This number is carried forward from Part A, Line 03)		850	815	747
01	Report the number of Group 3 students with the following living arrangements:	YOUR PRIOR YEAR DATA 2012-13	YOUR PRIOR YEAR DATA 2013-14	2014-15
	01a <u>On-campus</u>	551	481	473
	01b <u>Off-campus (with family)</u>	144	170	158
	01c <u>Off-campus (not with family)</u>	72	89	79
	01d Unknown (calculated) This value is calculated using the following formula: [A03-(D01a+D01b+D01c)]	83	75	37
02	Report the total amount of grant or scholarship aid from the federal government, state/local government, or the institution awarded to Group 3 students	5,041,112	4,405,400	4,930,542

03	Average grant or scholarship aid from the federal government, state/local government, or the institution awarded to Group 3 students (calculated value). This value is calculated using the following formula: [D02/A03]	5,931	5,405	 6,600
----	---	-------	-------	---

You may use the space below to provide context for the data you've reported above.

Institution: University of Missouri-Kansas City (178402)

User ID: 29C0011

Section 1: Part E

Part E – Enter Information about Group 4

Part E includes financial aid information about Group 4. Group 4 students are all full-time, first-time degree/certificate-seeking undergraduate students enrolled in Fall 2014 who paid the in-state or in-district tuition rate and were awarded any Title IV federal student aid, including federal grants or federal student loans. The information you report in this part will be used in Part G to calculate average institutional net price by income level.

For this part, report:

For These Students	The Following Type(s) of Aid	Awarded in This Period
<ul style="list-style-type: none"> Full-time, first-time degree/certificate-seeking undergraduate students enrolled in Fall 2014 who paid the in-state or in-district tuition rate and were awarded any Title IV federal student aid 	<ul style="list-style-type: none"> Grant or scholarship aid from: <ul style="list-style-type: none"> federal government state/local government institution Do <u>not</u> include: <ul style="list-style-type: none"> grant or scholarship aid from private or other sources loan amounts Federal Work Study amounts 	<ul style="list-style-type: none"> Any time during academic year 2014-15

In the fields below, report the number of Group 4 students with each type of living arrangement and the total amount of grant or scholarship aid from the federal government, state/local government, or the institution awarded to these students by income level.

Information from Part A:

Group 4

Full-time, first-time degree/certificate-seeking undergraduate students who paid the in-state or in-district tuition rate and were awarded any Title IV federal student aid
(This number is carried forward from Part A, Line 04)

2012-13 2013-14 2014-15

706 645 606

01	Report the number of Group 4 students with the following living arrangements:	YOUR PRIOR YEAR DATA	YOUR PRIOR YEAR DATA	
		2012-13	2013-14	2014-15
01a	<u>On-campus</u>	491	417	398
01b	<u>Off-campus (with family)</u>	132	138	127
01c	<u>Off-campus (not with family)</u>	69	90	81
01d	Unknown (calculated) This value is calculated using the formula: [A04-(E01a+E01b+E01c)]	14	0	0

	Number of students who were awarded any Title IV aid (Group 4)	Of those in Column 1, the number who were awarded any grant or scholarship aid from the following sources: the federal government, state/local government, or the institution	Of those in Column 1, the total amount of grant or scholarship aid awarded from the following sources: the federal government, state/local government, or the institution	Average amount of federal, state/local, and institutional grant or scholarship aid awarded to Group 4 students
2012-13				

			Col. 1	Col. 2	Col. 3	Col. 4
02	Income level					
	02a	\$0-30,000	260	259	2,057,999	7,915
	02b	\$30,001-48,000	120	120	895,554	7,463
	02c	\$48,001-75,000	112	109	555,092	4,956
	02d	\$75,001-110,000	100	81	301,654	3,017
	02e	\$110,001 and more	114	93	306,436	2,688
	02f	Total all income levels	706	662	4,116,735	5,831

2013-14

			Col. 1	Col. 2	Col. 3	Col. 4
03	Income level					
	03a	\$0-30,000	228	226	1,812,045	7,948
	03b	\$30,001-48,000	97	97	730,058	7,526
	03c	\$48,001-75,000	101	88	462,499	4,579
	03d	\$75,001-110,000	105	56	332,593	3,168
	03e	\$110,001 and more	114	28	296,659	2,602
	03f	Total all income levels	645	495	3,633,854	5,634

2014-15

			Col. 1	Col. 2	Col. 3	Col. 4
04	? Income level					
	04a	\$0-30,000	202	201	1,863,059	9,223
	04b	\$30,001-48,000	113	112	933,810	8,264
	04c	\$48,001-75,000	101	82	606,427	6,004
	04d	\$75,001-110,000	89	29	279,732	3,143
	04e	\$110,001 and more	101	14	261,259	2,587
	04f	Total all income levels	606	438	3,944,287	6,509

You may use the space below to provide context for the data you've reported above.

Institution: University of Missouri-Kansas City (178402)

User ID: 29C0011

Section 1: Part F

Part F – Net Price Calculation for Group 3

The following net price calculation is based on information that your institution reported in the Institutional Characteristics component and the Student Financial Aid component. For more information about the data your institution reported in the Institutional Characteristics component, please contact your institution's IPEDS Keyholder.


		YOUR PRIOR YEAR DATA	YOUR PRIOR YEAR DATA	2014-15
		2012-13	2013-14	
Components of cost of attendance				
01	Published <u>tuition</u> and <u>required fees</u> (lower of in-district or in-state)	7,626	7,754	7,774
02	<u>Books and supplies</u>	1,180	1,180	884
03	<u>Room and board</u> and <u>other expenses</u> by living arrangement			
	03a <u>On-campus</u>	17,762	17,760	14,030
	03b <u>Off-campus (with family)</u>	8,328	8,068	5,202
	03c <u>Off-campus (not with family)</u>	16,600	16,440	14,694
04	Number of Group 3 students by living arrangement			
	04a <u>On-campus</u>	551	481	473
	04b <u>Off-campus (with family)</u>	144	170	158
	04c <u>Off-campus (not with family)</u>	72	89	79
	04d Unknown	83	75	37
05	Weighted average for room and board and other expenses by living arrangement (excluding unknown values) See instructions for the formula for this calculation	15,882	15,375	12,139
06	Total cost of attendance This value is calculated using the following formula: [F01+F02+F05]	24,688	24,309	20,797
07	Average amount of grant or scholarship aid awarded to Group 3 students from the following sources: the federal government, state/local government, and the institution	5,931	5,405	6,600
08	Average institutional net price for Group 3 students This value is calculated using the following formula: [F06-F07]	18,757	18,904	14,197

As required by the Higher Education Opportunity Act of 2008, these amounts will be posted on the U.S. Department of Education's College Navigator website and used in the U.S. Department of Education's College Affordability and Transparency Lists.

Do you wish to provide additional context notes?

No

Yes

 You may use the space below to **provide context** for these data. These context notes may be posted on the College Navigator website and should be written to be understood by students and parents.

Institution: University of Missouri-Kansas City (178402)

User ID: 29C0011

Section 1: Part G

Part G – Net Price Calculation for Group 4

The following net price calculation is based on information that your institution reported in the Institutional Characteristics component and the Student Financial Aid component. For more information about the data your institution reported in the Institutional Characteristics component, please contact your institution's IPEDS Keyholder.


		YOUR PRIOR YEAR DATA 2012-13	YOUR PRIOR YEAR DATA 2013-14	2014-15
Components of cost of attendance				
01	Published <u>tuition</u> and <u>required fees</u> (lower of in-district or in-state)	7,626	7,754	7,774
02	<u>Books and supplies</u>	1,180	1,180	884
03	<u>Room and board</u> and <u>other expenses</u> by living arrangement			
03a	<u>On-campus</u>	17,762	17,760	14,030
03b	<u>Off-campus (with family)</u>	8,328	8,068	5,202
03c	<u>Off-campus (not with family)</u>	16,600	16,440	14,694
04	Number of Group 4 students by living arrangement			
04a	<u>On-campus</u>	491	417	398
04b	<u>Off-campus (with family)</u>	132	138	127
04c	<u>Off-campus (not with family)</u>	69	90	81
04d	Unknown	14	0	0
05	Weighted average for room and board and other expenses by living arrangement (excluding unknown values) See instructions for the formula for this calculation	15,847	15,502	12,269
06	Total cost of attendance by income level This value is calculated using the following formula: [G01+G02+G05]	24,653	24,436	20,927
07	Average amount of grant or scholarship aid awarded to Group 4 students from the following sources: the federal government, state/local government, and the institution	5,831	5,634	6,509
07a	\$0-30,000	7,915	7,948	9,223
07b	\$30,001-48,000	7,463	7,526	8,264
07c	\$48,001-75,000	4,956	4,579	6,004
07d	\$75,001-110,000	3,017	3,168	3,143
07e	\$110,001 and more	2,688	2,602	2,587
08	Average institutional <u>net price</u> for Group 4 students This value is calculated using the following formula: [G06-G07]			
08a	\$0-30,000	16,738	16,488	11,704
08b	\$30,001-48,000	17,190	16,910	12,663
08c	\$48,001-75,000	19,697	19,857	14,923
08d	\$75,001-110,000	21,636	21,268	17,784
08e	\$110,001 and more	21,965	21,834	18,340

As required by the Higher Education Opportunity Act of 2008, these amounts will be posted on the U.S. Department of Education's College Navigator website.

Do you wish to provide additional context notes?

No

Yes

 You may use the space below to **provide context** for these data. These context notes may be posted on the College Navigator website and should be written to be understood by students and parents.

Institution: University of Missouri-Kansas City (178402)

User ID: 29C0011

Section 2: Military Servicemembers and Veteran's Benefits**Section 2: Military Servicemembers and Veteran's Benefits**

IMPORTANT NOTE: Report for **Post-9/11 GI Bill Benefits: July 1, 2014 - June 30, 2015** and Report for **Department of Defense Tuition Assistance Program: October 1, 2014 - September 30, 2015**

- Report the total number of student recipients and the total dollar amounts for each program.
- Student recipients can also include eligible dependents.
- Consult with your campus certifying official, who may not be in the student financial aid office.
- For Post-9/11 GI Bill Benefits, do not include the matching institutional aid provided through the Yellow Ribbon Program if your school participated.
- Information reported to IPEDS is only what is known to the institution.
- Enter zero (0) if your institution did not have beneficiaries for that student level or program. Please do not leave a cell blank.

Type of benefit/assistance	Number of students receiving benefits/assistance	Total dollar amount of benefits/assistance awarded through the institution	Average dollar amount of benefits/assistance awarded through the institution
<u>Post-9/11 GI Bill Benefits</u>			
Undergraduate students	187	957,190	5,119
Graduate students	44	325,117	7,389
Total	231	1,282,307	5,551
<u>Department of Defense Tuition Assistance Program</u>			
Undergraduate students	14	49,893	3,564
Graduate students	2	2,250	1,125
Total	16	52,143	3,259

Institution: University of Missouri-Kansas City (178402)

User ID: 29C0011

Summary**IPEDS Student Financial Aid (SFA) Survey Summary**

IPEDS collects important information regarding your institution. All data reported in IPEDS survey components become available in the IPEDS Data Center and appear as aggregated data in various Department of Education reports. Additionally, some of the reported data appears specifically for your institution through the College Navigator website and is included in your institution's Data Feedback Report (DFR). The purpose of this summary is to provide you an opportunity to view some of the data that, when accepted through the IPEDS quality control process, will appear on the College Navigator website and/or your DFR. College Navigator is updated approximately three months after the data collection period closes and Data Feedback Reports will be available through the [Data Center](#) and sent to your institution's CEO in November 2016.

Please review your data for accuracy. If you have questions about the data displayed below after reviewing the data reported on the survey screens, please contact the IPEDS Help Desk at: 1-877-225-2568 or ipedshelp@rti.org.

Total grant aid received by all undergraduate students		\$38,860,871
Number of undergraduate students who received a Pell Grant		3,178
Percentage of FTFT students receiving any financial aid		91%
	Percentage of FTFT students receiving grant aid by type	Average amount of grant aid received by type
Total	82%	\$7,562
Federal Government	40%	\$4,515
Pell	40%	\$4,458
Other Federal	2%	\$1,412
State/Local Government	29%	\$1,774
Institutional	73%	\$5,317
	Percentage of FTFT students receiving loans by type	Average amount of loans received by type
Total	51%	\$6,276
Federal	51%	\$5,770
Non-federal	2%	\$11,676
Average net price for FTFT students who receive grant aid		\$14,197
Average net price for FTFT students who receive Title IV federal student aid		
\$0 – 30,000		\$11,704
\$30,001 – 48,000		\$12,663
\$48,001 – 75,000		\$14,923
\$75,001 – 110,000		\$17,784
\$110,001 and more		\$18,340

Military Servicemembers and Veteran's Benefits

	Number of students receiving benefits/assistance	Total dollar amount of benefits/assistance

			awarded through the institution
Post-9/11 GI Bill Benefits			
	Undergraduate students	187	\$957,190
	Graduate students	44	\$325,117
	Total	231	\$1,282,307
Department of Defense Tuition Assistance Program			
	Undergraduate students	14	\$49,893
	Graduate students	2	\$2,250
	Total	16	\$52,143

Institution: University of Missouri-Kansas City (178402)

User ID: 29C0011

Edit Report

Student Financial Aid

University of Missouri-Kansas City (178402)

Source	Description	Severity	Resolved	Options
--------	-------------	----------	----------	---------

Screen: Part C, Page 2 - Enter Information about Group 2

Screen Entry	The average amount of this type of aid awarded to Group 2 students is outside the expected range of between 3,265 and 4,897 when compared with the prior year value. Please check the number of students and the total amount of aid awarded to these students, and correct or explain the discrepant values. (Error #7147)	Explanation	Yes	
Reason:	Institutional scholarships and grants we saw an increase in the number of departmental and athletic awards received by this year's cohort for awards that are on the higher end of the awarded dollar amount that have increased our average institutional award amount.			
Screen Entry	The average amount of this type of aid awarded to Group 2 students is outside the expected range of between 1,031 and 1,545 when compared with the prior year value. Please check the number of students and the total amount of aid awarded to these students, and correct or explain the discrepant values. (Error #7147)	Explanation	Yes	
Reason:	State grants had an increase in the amount of the Bright Flight award that attributed to the state scholarships grants average increase.			
Screen Entry	The average amount of this type of aid awarded to Group 2 students is outside the expected range of between 4,988 and 7,482 when compared with the prior year value. Please check the number of students and the total amount of aid awarded to these students, and correct or explain the discrepant values. (Error #7147)	Explanation	Yes	
Reason:	State grants had an increase in the amount of the Bright Flight award that attributed to the state scholarships grants average increase and in institutional scholarships and grants we saw an increase in the number of departmental and athletic awards received by this year's cohort for awards that are on the higher end of the awarded dollar amount that have increased our average institutional award amount.			

Screen: Part D - Enter Information about Group 3

Screen Entry	The values reported for the number of Group 3 students in 2014-15 and the total amount of aid they were awarded (Part D, line 02) make the average amount of aid awarded to these students outside the expected range of between 4,595 and 6,215 when compared with the prior year value. Please correct your data or explain. (Error #7319)	Explanation	Yes	
Reason:	State grants had an increase in the amount of the Bright Flight award that attributed to the state scholarships grants average increase and in institutional scholarships and grants we saw an increase in the number of departmental and athletic awards received by this year's cohort for awards that are on the higher end of the awarded dollar amount that have increased our average institutional award amount.			
Related Screens:	Part D - Enter Information about Group 3			

Screen: Part E - Enter Information about Group 4

Screen Entry	The number entered is outside the expected range of between 49 and 89 when compared with the prior year value. Please correct your data or explain. (Error #7169)	Explanation	Yes	
Reason:	We have improved our methods of measurement to better classify students.			