

Revised

Student Financial Aid 2012-13

2011-12 Data

Institution: University of Missouri-Kansas City (178402)

User ID: 29C0011

Overview

IPEDS Student Financial Aid Component Overview
Public Academic Reporters

Welcome to the Student Financial Aid (SFA) component of the U.S. Department of Education's Integrated Postsecondary Education Data System (IPEDS). The purpose of the SFA component is to collect information about financial aid provided to various groups of undergraduate students at your institution.

Changes to This Year's SFA Component

- Only one year of data will be collected for existing institutions. New institutions will need to report multiple years of data. Changes to prior years of data must be made in the Prior Year Revision System.
- SFA is now part of the Winter collection. The Winter collection will close for keyholders on February 6, 2013.
- In Part E (data for Group 4), Column 2 has been revised for clarity. It now more clearly matches with the data in Column 3.

Data Reporting Reminders**Groups**

Throughout this component, you will be asked to report information for different groups of students.

- **Group 1:** All undergraduate students
- **Group 2:** Of Group 1, full-time, first-time degree/certificate-seeking students
- **Group 3:** Of Group 2, students who paid the in-state/in-district tuition rate and were awarded any grant/scholarship aid from the federal government, state/local government, or the institution
- **Group 4:** Of Group 2, students who paid the in-state/in-district tuition rate and were awarded any Title IV federal student aid

Consult the instructions and screens to make sure you are reporting the correct aid amounts for the correct groups of students.

College Affordability and Transparency Lists

Net price amounts calculated in SFA will be used to populate the Department's College Affordability and Transparency lists.

Interactive Edits and Error Messages

SFA contains interactive edits that will check for blank fields, invalid values, or values that fall outside expected ranges. Some error messages will require you to confirm or explain the values that you entered. Some error messages are fatal and will require you to contact the IPEDS Help Desk at 1-877-225-2568 for resolution.

Context Boxes

You will find optional text boxes throughout SFA. Context boxes allow you to provide more information about the data you enter. Some of these context boxes may be made available to the public on College Navigator, so make sure that the information you enter can be understood easily by students, parents, and the general public.

Resources

To download the survey materials for this component: [Survey Materials](#)

If you have questions about completing this component, please contact the **IPEDS Help Desk at 1-877-225-2568**.


Institution: University of Missouri-Kansas City (178402)

User ID: 29C0011

Part A**Part A - Establish Your Groups**

Part A establishes the number of students in various groups. Note that the numbers on this screen will be carried forward to other parts of the Student Financial Aid component.

In the fields below, report the number of students in each of the following groups.

		 Fall 2011	YOUR PRIOR YEAR DATA Fall 2010
01.	Group 1 All undergraduate students	<input type="text" value="10,122"/>	9,850
02.	Group 2 Of those in Group 1, those who are full-time, first-time degree/certificate-seeking	<input type="text" value="1,112"/>	1,109
	02a. Of those in Group 2, those who were awarded any Federal Work Study, loans to students, or grant or scholarship aid from the federal government, state/local government, the institution, or other sources known to the institution	<input type="text" value="1,028"/>	1,036
	02b. Of those in Group 2, those who were awarded any loans to students or grant or scholarship aid from the federal government, state/local government, or the institution	<input type="text" value="1,017"/>	1,017
03.	Group 3 Of those in Group 2, those who paid the in-state or in-district tuition rate and were awarded grant or scholarship aid from the federal government, state/local government, or the institution	<input type="text" value="843"/>	764
04.	Group 4 Of those in Group 2, those who paid the in-state or in-district tuition rate and were awarded any Title IV federal student aid	<input type="text" value="710"/>	614

Institution: University of Missouri-Kansas City (178402)

User ID: 29C0011

Part B

Part B - Enter Information About Group 1

Part B includes information about Group 1. Group 1 students are all undergraduate students enrolled in Fall 2011.


For this part, report:

For These Students	The Following Type(s) of Aid	Awarded in This Period
<ul style="list-style-type: none"> All undergraduate students enrolled in Fall 2011 	<ul style="list-style-type: none"> Grant or scholarship aid from the federal government Grant or scholarship aid from state/local government Grant or scholarship aid from the institution Grant or scholarship aid from other sources known to the institution Loans to students from the federal government 	<ul style="list-style-type: none"> Any time during academic year 2011-12

In the fields below, report the number of Group 1 students and the total amount of aid awarded to these students for each type of aid.

Information from Part A:	Fall 2011
Group 1 All undergraduate students (This number is carried forward from Part A, Line 01.)	10,122

Aid Type	2011-12			
	Number of Group 1 students who were awarded aid	Percentage of Group 1 students who were awarded aid	Total amount of aid awarded to Group 1 students	Average amount of aid awarded to Group 1 students
01. Grant or scholarship aid from the federal government, state/local government, the institution, and other sources known to the institution	5,762	57	34,143,352	5,926
02. Pell grants	3,424	34	13,392,057	3,911
03. Federal student loans	5,192	51	51,155,549	9,853

 You may use the space below to provide context for data you've reported above. These context notes may be posted on the College Navigator website and should be written to be understood by students and parents.

Institution: University of Missouri-Kansas City (178402)

User ID: 29C0011

Part C, Page 1

Part C, Page 1 - Enter Information about Group 2

Part C includes information about Group 2. Group 2 students are all full-time, first-time degree/certificate-seeking undergraduate students enrolled in Fall 2011.

In the fields below, report the number of Group 2 students paying in-district, in-state, and out-of-state tuition rates. If your institution does not offer different rates, report all students as paying in-state tuition rates.

Information from Part A:			Fall 2011		
Group 2 Full-time, first-time degree/certificate-seeking undergraduates (This number is carried forward from Part A, Line 02)			1,112		
Group 2 students:					YOUR PRIOR YEAR DATA
			Fall 2011		Fall 2010
			Number of Group 2 students	Percentage of Group 2 students	Percentage of Group 2 students
01.	01a.	<u>paying in-district tuition rates</u>	<input type="text" value="0"/>	0	0
	01b.	<u>paying in-state tuition rates</u>	<input type="text" value="829"/>	75	77
	01c.	<u>paying out-of-state tuition rates</u>	<input type="text" value="283"/>	25	23
	01d.	Unknown (calculated value) This value is calculated using the following formula: [A02-(C01a+C01b+C01c)]	0	0	0

Institution: University of Missouri-Kansas City (178402)

User ID: 29C0011

Part C, Page 2

Part C, Page 2 - Enter Information about Group 2

Part C includes financial aid information about Group 2. Group 2 students are all full-time, first-time degree/certificate-seeking undergraduate students enrolled in Fall 2011.

For this part, report:


For These Students	The Following Type(s) of Aid	Awarded in This Period
<ul style="list-style-type: none"> Full-time, first-time degree/certificate-seeking undergraduate students enrolled in Fall 2011 	<ul style="list-style-type: none"> Grant or scholarship aid from the federal government Grant or scholarship aid from state/local government Grant or scholarship aid from the institution Loans to students from the federal government and from other sources, including private or other loans Do <u>not</u> include grant or scholarship aid from private or other sources Do <u>not</u> include PLUS loans or loans made to anyone other than the student 	<ul style="list-style-type: none"> Any time during academic year 2011-12 For program reporters, this is the aid year period from July 1, 2011 through June 30, 2012.

In the fields below, report the number of Group 2 students and the total amount of aid awarded to these students for each type of aid. Enter unduplicated student counts within a category (e.g., Pell grants). However, a student can appear in more than one aid category.

Information from Part A:	Fall 2011
Group 2 Full-time, first-time degree/certificate-seeking undergraduates (This number is carried forward from Part A, Line 02)	1,112
Group 2a Of those in Group 2, those who were awarded any Federal Work Study, loans to students, or grant or scholarship aid from the federal government, state/local government, the institution, or other sources known to the institution (This number is carried forward from Part A, Line 02a)	1,028
Group 2b Of those in Group 2, those who were awarded any loans to students or grant or scholarship aid from the federal government, state/local government, or the institution (This number is carried forward from Part A, Line 02b)	1,017
Group 3 Of those in Group 2, those who were awarded grant or scholarship aid from the federal government, state/local government, or the institution	843

Aid Type	YOUR PRIOR YEAR DATA			
	Fall 2011			
	Number of Group 2 students	Percentage of Group 2 students who	Total amount of aid awarded	Average amount of aid
				Fall 2010 Average amount of aid

			who were awarded aid	were awarded aid	to Group 2 students	awarded to Group 2 students	awarded to Group 2 students
01.	Grants or scholarships from the federal government, state/local government, or the institution		947	85	6,108,513	6,450	5,562
02.	<u>Federal grants</u>		471	42	2,034,033	4,319	4,979
	02a.	Pell grants	471	42	1,929,033	4,096	4,195
	02b.	Other federal grants	81	7	105,000	1,296	1,088
03.	<u>State/local government grants or scholarships (grants/scholarships/waivers)</u>		483	43	482,910	1,000	984
04.	<u>Institutional grants or scholarships (scholarships/fellowships)</u>		764	69	3,591,570	4,701	3,913
05.	<u>Loans to students</u>		664	60	4,140,688	6,236	6,202
	05a.	Federal loans	659	59	3,802,467	5,770	5,761
	05b.	Other loans (including private loans)	28	3	338,221	12,079	10,859

 You may use the space below to provide context for the data you've reported above. These context notes may be posted on the College Navigator website and should be written to be understood by students and parents. For example, institutions may report here other sources of private aid not included in the categories above.

Institution: University of Missouri-Kansas City (178402)

User ID: 29C0011

Part D

Part D - Enter Information about Group 3

Part D includes financial aid information about Group 3. Group 3 students are all full-time, first-time degree/certificate-seeking undergraduate students enrolled in Fall 2011 who paid the in-state or in-district tuition rate and were awarded grant or scholarship aid from the following sources: the federal government, state/local government, or the institution. The information you report in this part will be used in Part F to calculate average institutional net price.

For this part report:

For These Students	The Following Type(s) of Aid	Awarded in This Period
<ul style="list-style-type: none"> Full-time, first-time degree/certificate-seeking undergraduate students enrolled in Fall 2011 who paid the in-state or in-district tuition rate and were awarded grant or scholarship aid from the following sources: the federal government, state/local government, or the institution Do <u>not</u> include students who were awarded only grant or scholarship aid from private or other sources, or students who were awarded only non-grant aid 	<ul style="list-style-type: none"> Grant or scholarship aid from the federal government Grant or scholarship aid from state/local government Grant or scholarship aid from the institution Do <u>not</u> include grant or scholarship aid from private or other sources 	<ul style="list-style-type: none"> Any time during academic year 2011-12

In the fields below, report the number of Group 3 students with each type of living arrangement and the total amount of grant or scholarship aid from the federal government, state/local government, or the institution awarded to these students.

Information from Part A:		2011-2012	YOUR PRIOR YEAR DATA	YOUR PRIOR YEAR DATA	
			2010-2011	2009-2010	
Group 3 Full-time, first-time degree/certificate-seeking undergraduate students who paid the in-state or in-district tuition rate and were awarded grant or scholarship aid from the following sources: the federal government, state/local government, or the institution (This number is carried forward from Part A, Line 03)		843	764	645	
01.	Report the number of Group 3 students with the following living arrangements:	2011-12	YOUR PRIOR YEAR DATA	YOUR PRIOR YEAR DATA	
			2010-11	2009-10	
	01a.	<u>On-campus</u>	535	464	407
	01b.	<u>Off-campus (with family)</u>	163	131	106
	01c.	<u>Off-campus (not with family)</u>	75	78	65
	01d.	Unknown (calculated) This value is calculated using the following formula: [A03-(D01a+D01b+D01c)]	70	91	67
02.	Report the total amount of grant or scholarship aid from the federal government, state/local government, or the institution awarded to Group 3 students		4,627,404	3,952,517	3,358,088

03.	Average grant or scholarship aid from the federal government, state/local government, or the institution awarded to Group 3 students (calculated value). This value is calculated using the following formula: [D02/A03]	5,489	5,173	5,206
-----	--	-------	-------	-------

You may use the space below to provide context for the data you've reported above.

Institution: University of Missouri-Kansas City (178402)

User ID: 29C0011

Part E

Part E – Enter Information about Group 4

Part E includes financial aid information about Group 4. Group 4 students are all full-time, first-time degree/certificate-seeking undergraduate students enrolled in Fall 2011 who paid the in-state or in-district tuition rate and were awarded any Title IV federal student aid, including federal grants or federal student loans. The information you report in this part will be used in Part G to calculate average institutional net price by income level.

For this part, report:

For These Students	The Following Type(s) of Aid	Awarded in This Period
<ul style="list-style-type: none"> Full-time, first-time degree/certificate-seeking undergraduate students enrolled in Fall 2011 who paid the in-state or in-district tuition rate and were awarded any Title IV federal student aid 	<ul style="list-style-type: none"> Grant or scholarship aid from the federal government Grant or scholarship aid from state/local government Grant or scholarship aid from the institution Do <u>not</u> include grant or scholarship aid from private or other sources Do <u>not</u> include loan amounts Do <u>not</u> include Federal Work Study amounts 	<ul style="list-style-type: none"> Any time during academic year 2011-12


In the fields below, report the number of Group 4 students with each type of living arrangement and the total amount of grant or scholarship aid from the federal government, state/local government, or the institution awarded to these students by income level.

Information from Part A:		2011-12	2010-11	2009-10
Group 4 Full-time, first-time degree/certificate-seeking undergraduate students who paid the in-state or in-district tuition rate and were awarded any Title IV federal student aid (This number is carried forward from Part A, Line 04)		710	614	515
01.	Report the number of Group 4 students with the following living arrangements:	2011-12	YOUR PRIOR YEAR DATA	YOUR PRIOR YEAR DATA
			2010-11	2009-10
	01a. <u>On-campus</u>	488	416	351
	01b. <u>Off-campus (with family)</u>	132	104	106
	01c. <u>Off-campus (not with family)</u>	71	94	58
	01d. Unknown (calculated) This value is calculated using the formula: [A04-(E01a+E01b+E01c)]	19	0	0

2011-12				
	Number of Group 4 students who were awarded any Title IV aid	Number of Group 4 students who were awarded any grant or scholarship aid from the following sources: the federal government, state/local	Total amount of grant or scholarship aid awarded to Group 4 students from the following sources: the federal government, state/local	Average amount of grant or scholarship aid awarded to Group 4 students from the following sources: the federal government, state/local

			Col. 1	government, or the institution Col. 2	government, or the institution Col. 3	government, or the institution Col. 4
02.	Income level					
	02a.	\$0-30,000	242	242	1,824,896	7,541
	02b.	\$30,001-48,000	125	125	861,520	6,892
	02c.	\$48,001-75,000	128	121	606,670	4,740
	02d.	\$75,001-110,000	121	102	374,489	3,095
	02e.	\$110,001 and more	94	71	261,406	2,781
	02f.	Total all income levels	710	661	3,928,981	5,534
2010-11						
			Col. 1	Col. 2	Col. 3	Col. 4
03.	Income level					
	03a.	\$0-30,000	191	189	1,512,178	7,917
	03b.	\$30,001-48,000	111	106	791,075	7,127
	03c.	\$48,001-75,000	123	56	510,512	4,151
	03d.	\$75,001-110,000	104	4	324,428	3,120
	03e.	\$110,001 and more	85	1	225,717	2,655
	03f.	Total all income levels	614	356	3,363,910	5,479
2009-10						
			Col. 1	Col. 2	Col. 3	Col. 4
04.	Income level					
	04a.	\$0-30,000	159	157	1,392,003	8,755
	04b.	\$30,001-48,000	80	76	572,764	7,160
	04c.	\$48,001-75,000	93	38	434,755	4,675
	04d.	\$75,001-110,000	109	5	308,205	2,828
	04e.	\$110,001 and more	74	1	154,860	2,093
	04f.	Total all income levels	515	277	2,862,587	5,558

You may use the space below to provide context for the data you've reported above.



Institution: University of Missouri-Kansas City (178402)

User ID: 29C0011

Part F

Part F – Net Price Calculation for Group 3

The following net price calculation is based on information that your institution reported in the Institutional Characteristics component and the Student Financial Aid component. For more information about the data your institution reported in the Institutional Characteristics component, please contact your institution's IPEDS Keyholder.

		2011-12	YOUR PRIOR YEAR DATA	YOUR PRIOR YEAR DATA
			2010-11	2009-10
Components of cost of attendance				
01.	Published tuition and required fees (lower of in-district or in-state)	9,029	8,602	8,273
02.	Books and supplies	1,376	1,382	1,180
03.	Room and board and other expenses by living arrangement			
03a.	<u>On campus</u>	16,441	15,972	15,490
03b.	<u>Off-campus (with family)</u>	9,450	8,008	8,000
03c.	<u>Off-campus (not with family)</u>	17,820	16,678	16,320
04.	Number of Group 3 students by living arrangement			
04a.	<u>On campus</u>	535	464	407
04b.	<u>Off-campus (with family)</u>	163	131	106
04c.	<u>Off-campus (not with family)</u>	75	78	65
04d.	Unknown	70	91	67
05.	Weighted average for room and board and other expenses by living arrangement (excluding unknown values) See instructions for the formula for this calculation	15,101	14,504	14,210
06.	Total cost of attendance This value is calculated using the following formula: [F01+F02+F05]	25,506	24,488	23,663
07.	Average amount of grant or scholarship aid awarded to Group 3 students from the following sources: the federal government, state/local government, and the institution	5,489	5,173	5,206
08.	Average institutional net price for Group 3 students This value is calculated using the following formula: [F06-F07]	20,017	19,315	18,457

As required by the Higher Education Opportunity Act of 2008, these amounts will be posted on the U.S. Department of Education's College Navigator website and used in the U.S. Department of Education's College Affordability and Transparency Lists.

Do you wish to provide additional context notes?

Yes No

 You may use the space below to provide context for these data. These context notes may be posted on the College Navigator website and should be written to be understood by students and parents.

Institution: University of Missouri-Kansas City (178402)

User ID: 29C0011

Part G**Part G – Net Price Calculation for Group 4**

The following net price calculation is based on information that your institution reported in the Institutional Characteristics component and the Student Financial Aid component. For more information about the data your institution reported in the Institutional Characteristics component, please contact your institution's IPEDS Keyholder.


		2011-12	YOUR PRIOR YEAR DATA	YOUR PRIOR YEAR DATA
			2010-11	2009-10
Components of cost of attendance				
01.	Published tuition and required fees (lower of in-district or in-state)	9,029	8,602	8,273
02.	Books and supplies	1,376	1,382	1,180
03.	Room and board and other expenses by living arrangement			
03a.	<u>On campus</u>	16,441	15,972	15,490
03b.	<u>Off-campus (with family)</u>	9,450	8,008	8,000
03c.	<u>Off-campus (not with family)</u>	17,820	16,678	16,320
04.	Number of Group 4 students by living arrangement			
04a.	<u>On campus</u>	488	416	351
04b.	<u>Off-campus (with family)</u>	132	104	106
04c.	<u>Off-campus (not with family)</u>	71	94	58
04d.	Unknown	19	0	0
05.	Weighted average for room and board and other expenses by living arrangement (excluding unknown values) See instructions for the formula for this calculation	15,247	14,731	14,042
06.	Total cost of attendance by income level This value is calculated using the following formula: [G01+G02+G05]	25,652	24,715	23,495
07.	Average amount of grant or scholarship aid awarded to Group 4 students from the following sources: the federal government, state/local government, and the institution	5,534	5,479	5,558
07a.	\$0-30,000	7,541	7,917	8,755
07b.	\$30,001-48,000	6,892	7,127	7,160
07c.	\$48,001-75,000	4,740	4,151	4,675
07d.	\$75,001-110,000	3,095	3,120	2,828
07e.	\$110,001 and more	2,781	2,655	2,093
08.	Average institutional net price for Group 4 students This value is calculated using the following formula: [G06-G07]			
08a.	\$0-30,000	18,111	16,798	14,740
08b.	\$30,001-48,000	18,760	17,588	16,335
08c.	\$48,001-75,000	20,912	20,564	18,820
08d.	\$75,001-110,000	22,557	21,595	20,667
08e.	\$110,001 and more	22,871	22,060	21,402

As required by the Higher Education Opportunity Act of 2008, these amounts will be posted on the U.S. Department of Education's College Navigator website.

Do you wish to provide additional context notes?

Yes

No

 You may use the space below to provide context for these data. These context notes may be posted on the College Navigator website and should be written to be understood by students and parents.

Institution: University of Missouri-Kansas City (178402)

User ID: 29C0011

Prepared by**This survey component was prepared by:**

<input checked="" type="radio"/>	Keyholder	<input type="radio"/>	SFA Contact	<input type="radio"/>	HR Contact	<input type="radio"/>	Finance Contact	<input type="radio"/>	Other
Name:	<input type="text" value="Randy Sade"/>								
Email:	<input type="text" value="SadeR@umsystem.edu"/>								

How long did it take to prepare this survey component?	<input type="text" value="22"/>	hours	<input type="text" value="30"/>	minutes
--	---------------------------------	-------	---------------------------------	---------

The name of the preparer is being collected so that we can follow up with the appropriate person in the event that there are questions concerning the data. The Keyholder will be copied on all email correspondence to other preparers.

The time it took to prepare this component is being collected so that we can continue to improve our estimate of the reporting burden associated with IPEDS. Please include in your estimate the time it took for you to review instructions, query and search data sources, complete and review the component, and submit the data through the Data Collection System.

Thank you for your assistance.

Institution: University of Missouri-Kansas City (178402)

User ID: 29C0011

Summary**IPEDS Student Financial Aid (SFA) Survey Summary**

IPEDS collects important information regarding your institution. All data reported in IPEDS survey components become available in the IPEDS Data Center and appear as aggregated data in various Department of Education reports. Additionally, some of the reported data appears specifically for your institution through the College Navigator website and is included in your institution's Data Feedback Report (DFR). The purpose of this summary is to provide you an opportunity to view some of the data that, when accepted through the IPEDS quality control process, will appear on the College Navigator website and/or your DFR. College Navigator is updated approximately three months after the data collection period closes and Data Feedback Reports will be available through the ExPT and sent to your institution's CEO in November 2013.

Please review your data for accuracy. If you have questions about the data displayed below after reviewing the data reported on the survey screens, please contact the IPEDS Help Desk at: 1-877-225-2568 or ipedshelp@rti.org.

Total grant aid received by all undergraduate students		\$34,143,352
Number of undergraduate students who received a Pell Grant		3,424
Percentage of FTFT students receiving any financial aid		92%
	Percentage of FTFT students receiving grant aid by type	Average amount of grant aid received by type
Total	85%	\$6,450
Federal Government	42%	\$4,319
Pell	42%	\$4,096
Other Federal	7%	\$1,296
State/Local Government	43%	\$1,000
Institutional	69%	\$4,701
	Percentage of FTFT students receiving loans by type	Average amount of loans received by type
Total	60%	\$6,236
Federal	59%	\$5,770
Non-federal	3%	\$12,079
Average net price for FTFT students who receive grant aid		\$20,017
Average net price for FTFT students who receive Title IV federal student aid		
\$0 – 30,000		\$18,111
\$30,001 – 48,000		\$18,760
\$48,001 – 75,000		\$20,912
\$75,001 – 110,000		\$22,557
\$110,001 and more		\$22,871

Institution: University of Missouri-Kansas City (178402)

User ID: 29C0011

Edit Report

Student Financial Aid

University of Missouri-Kansas City (178402)

Source	Description	Severity	Resolved	Options
--------	-------------	----------	----------	---------

Screen: Part C, Page 2 - Enter Information about Group 2

Screen Entry	The average amount of this type of aid awarded to Group 2 students (4,701) is outside the expected range of between 3,131 and 4,695 when compared with the prior year value. Please check the number of students and the total amount of aid awarded to these students, and fix or explain the discrepant values. (Error #7147)	Explanation	Yes	
Reason:	After reviewing the data we submit on this question, we determined that some institutional scholarships and endowments had been excluded from this field in previous years. The update to this field is an effort to reflect the additional scholarships that were not previously included in this field.			

Screen: Part E - Enter Information about Group 4

Screen Entry	The total number of Group 4 students who were awarded any grant aid across all income levels (661) is outside of the expected range of between 196 and 516 based on the prior year value. Please fix your data or explain the discrepancy. (Error #7334)	Explanation	Yes	
Reason:	The increase is due to a new group of students being classified as in district.			