

[Print Form\(s\)](#)[Get PDF File](#)[Go Back](#)

Student Financial Aid 2011-12

2010-11 Data

Institution: University of Missouri-Kansas City (178402)

User ID: 29C0011

Overview

IPEDS Student Financial Aid Component Overview Public Academic Reporters

Welcome to the Student Financial Aid (SFA) component of the U.S. Department of Education's Integrated Postsecondary Education Data System (IPEDS). The purpose of the SFA component is to collect information about financial aid provided to various groups of undergraduate students at your institution.

Changes to This Year's SFA Component

- SFA is now part of the Winter collection. The Winter collection will close for keyholders on February 8, 2012.
- In Part E, an additional column will collect the number of students in Group 4 who were awarded any Title IV grant aid, by income categories.
- For reporting grant or scholarship aid, institutions should report "aid awarded" rather than "aid received" or "aid awarded and accepted." The amount awarded may be different from the amount that was actually disbursed to students. There is no change to how loans to students should be reported. Institutions should continue to report on loans that were awarded to and accepted by the student.
- Veterans education benefits should no longer be reported in SFA, as they are no longer considered Estimated Financial Assistance for Federal Student Aid purposes.

Data Reporting Reminders

Groups

Throughout this component, you will be asked to report information for different groups of students.

- **Group 1:** All undergraduate students
- **Group 2:** Of Group 1, full-time, first-time degree/certificate-seeking students
- **Group 3:** Of Group 2, students who paid the in-state/in-district tuition rate and were awarded any grant/scholarship aid from the federal government, state/local government, or the institution
- **Group 4:** Of Group 2, students who paid the in-state/in-district tuition rate and were awarded any Title IV federal student aid

Consult the instructions and screens to make sure you are reporting the correct aid amounts for the correct groups of students.

College Affordability and Transparency Lists

Net price amounts calculated in SFA will be used to populate the Department's College Affordability and Transparency lists.

Interactive Edits and Error Messages

SFA contains interactive edits that will check for blank fields, invalid values, or values that fall outside expected ranges. Some error messages will require you to confirm or explain the values that you entered. Some error messages are fatal and will require you to contact the IPEDS Help Desk at 1-877-225-2568 for resolution.

Context Boxes

You will find optional text boxes throughout SFA. Context boxes allow you to provide more information about the data you enter. Some of these context boxes may be made available to the public on College Navigator, so make sure that the information you enter can be understood easily by students, parents, and the general public.

Resources

To download the survey materials for this component: [Survey Materials](#)

To access your prior year data submission for this component: [Reported Data](#)

If you have questions about completing this component, please contact the **IPEDS Help Desk at 1-877-225-2568**.

Institution: University of Missouri-Kansas City (178402)

User ID: 29C0011

Part A**Part A - Establish Your Groups**

Part A establishes the number of students in various groups. Note that the numbers on this screen will be carried forward to other parts of the Student Financial Aid component.

In the fields below, report the number of students in each of the following groups.

	Fall 2010	YOUR PRIOR YEAR DATA Fall 2009
01. Group 1 All undergraduate students	9,850	9,381
02. Group 2 Of those in Group 1, those who are full-time, first-time degree/certificate-seeking	1,109	979
02a. Of those in Group 2, those who were awarded any Federal Work Study, loans to students, or grant or scholarship aid from the federal government, state/local government, the institution, or other sources known to the institution	1,036	917
02b. Of those in Group 2, those who were awarded any loans to students or grant or scholarship aid from the federal government, state/local government, or the institution	1,017	893
03. Group 3 Of those in Group 2, those who paid the in-state or in-district tuition rate and were awarded grant or scholarship aid from the federal government, state/local government, or the institution	764	645
04. Group 4 Of those in Group 2, those who paid the in-state or in-district tuition rate and were awarded any Title IV federal student aid	614	515

Institution: University of Missouri-Kansas City (178402)

User ID: 29C0011

Part B

Part B - Enter Information About Group 1

Part B includes information about Group 1. Group 1 students are all undergraduate students enrolled in Fall 2010.

For this part, report:

For These Students	The Following Type(s) of Aid	Awarded in This Period
<ul style="list-style-type: none"> All undergraduate students enrolled in Fall 2010 	<ul style="list-style-type: none"> Grant or scholarship aid from the federal government Grant or scholarship aid from state/local government Grant or scholarship from the institution Grant or scholarship aid from other sources known to the institution Loans to students from the federal government 	<ul style="list-style-type: none"> Any time during academic year 2010-11

In the fields below, report the number of Group 1 students and the total amount of aid awarded to these students for each type of aid.

Information from Part A:

Fall 2010

Group 1	9,850
All undergraduate students	
(This number is carried forward from Part A, Line 01.)	

Aid Type	2010-11			
	Number of Group 1 students who were awarded aid	Percentage of Group 1 students who were awarded aid	Total amount of aid awarded to Group 1 students	Average amount of aid awarded to Group 1 students
01. Grant or scholarship aid from the federal government, state/local government, the institution, and other sources known to the institution	5,602	57	34,740,371	6,201
02. Pell grants	3,190	32	13,207,807	4,140
03. Federal student loans	5,127	52	51,517,488	10,048

You may use the space below to provide context for data you've reported above. These context notes may be posted on the College Navigator website and should be written to be understood by students and parents.

Institution: University of Missouri-Kansas City (178402)

User ID: 29C0011

Part C, Page 1

Part C, Page 1 - Enter Information about Group 2

Part C includes information about Group 2. Group 2 students are all full-time, first-time degree/certificate-seeking undergraduate students enrolled in Fall 2010.

In the fields below, report the number of Group 2 students paying in-district, in-state, and out-of-state tuition rates. If your institution does not offer different rates, report all students as paying in-state tuition rates.

Information from Part A:

Fall 2010

Group 2

Full-time, first-time degree/certificate-seeking undergraduates

1,109

(This number is carried forward from Part A, Line 02)

YOUR PRIOR YEAR DATA

Group 2 students:

	Fall 2010		Fall 2009
	Number of Group 2 students	Percentage of Group 2 students	Percentage of Group 2 students
01. 01a. <u>paying in-district tuition rates</u>	0	0	0
01b. <u>paying in-state tuition rates</u>	854	77	74
01c. <u>paying out-of-state tuition rates</u>	255	23	26
Unknown (calculated value)			
01d. This value is calculated using the following formula: [A02-(C01a+C01b+C01c)]	0	0	0

Institution: University of Missouri-Kansas City (178402)

User ID: 29C0011

Part C, Page 2

Part C, Page 2 - Enter Information about Group 2

Part C includes financial aid information about Group 2. Group 2 students are all full-time, first-time degree/certificate-seeking undergraduate students enrolled in Fall 2010.

For this part, report:

For These Students	The Following Type(s) of Aid	Awarded in This Period
<ul style="list-style-type: none"> • Full-time, first-time, degree/certificate-seeking undergraduate students enrolled in Fall 2010 	<ul style="list-style-type: none"> • Grant or scholarship aid from the federal government • Grant or scholarship aid from state/local government • Grant or scholarship from the institution • Loans to student from the federal government and from other sources, including private or other loans • Do <u>not</u> include grant or scholarship aid from private or other sources • Do <u>not</u> include PLUS loans or loans made to anyone other than the student 	<ul style="list-style-type: none"> • Any time during academic year 2010-11 • For program reporters, this is the aid year period from July 1, 2010 through June 30, 2011.

In the fields below, report the number of Group 2 students and the total amount of aid awarded to these students for each type of aid. Enter unduplicated student counts within a category (e.g., Pell grants). However, a student can appear in more than one aid category.

Information from Part A:


Fall 2010

<p>Group 2 Full-time, first-time degree/certificate-seeking undergraduates (This number is carried forward from Part A, Line 02)</p>	1,109
<p>Group 2a Of those in Group 2, those who were awarded any Federal Work Study, loans to students, or grant or scholarship aid from the federal government, state/local government, the institution, or other sources known to the institution (This number is carried forward from Part A, Line 02a)</p>	1,036
<p>Group 2b Of those in Group 2, those who were awarded any loans to students or grant or scholarship aid from the federal government, state/local government, or the institution (This number is carried forward from Part A, Line 02b)</p>	1,017
<p>Group 3 Of those in Group 2, those who were awarded grant or scholarship aid from the federal government, state/local government, or the institution</p>	764

**YOUR
PRIOR
YEAR
DATA**

Aid Type	Fall 2010			Fall 2009
	Number of Group 2 students who were awarded aid	Percentage of Group 2 students who were awarded aid	Total amount of aid awarded to Group 2 students	Average amount of aid awarded to Group 2 students
				Average amount of aid awarded to Group 2 students

Grants or scholarships from the					
01.	federal government, state/local government, or the institution	997	90	5,545,107	5,562 6,167
02.	<u>Federal grants</u>	422	38	2,101,181	4,979 4,916
02a.	Pell grants	420	38	1,761,849	4,195 4,277
02b.	Other federal grants	312	28	339,332	1,088 1,035
<u>State/local government grants or scholarships (grants/scholarships/waivers)</u>					
03.		450	41	442,675	984 1,508
<u>Institutional grants or scholarships (scholarships/fellowships)</u>					
04.		767	69	3,001,251	3,913 4,164
05.	<u>Loans to students</u>	663	60	4,111,838	6,202 6,880
05a.	Federal loans	661	60	3,807,775	5,761 5,920
05b.	Other loans (including private loans)	28	3	304,063	10,859 18,387

 You may use the space below to provide context for the data you've reported above. These context notes may be posted on the College Navigator website and should be written to be understood by students and parents. For example, institutions may report here other sources of private aid not included in the categories above.

Institution: University of Missouri-Kansas City (178402)

User ID: 29C0011

Part D

Part D - Enter Information about Group 3

Part D includes financial aid information about Group 3. Group 3 students are all full-time, first-time degree/certificate-seeking undergraduate students enrolled in Fall 2010 who paid the in-state or in-district tuition rate and were awarded grant or scholarship aid from the following sources: the federal government, state/local government, or the institution. The information you report in this part will be used in Part F to calculate average institutional net price.


For this part report:

For These Students	The Following Type(s) of Aid	Awarded in This Period
<ul style="list-style-type: none"> Full-time, first-time, degree/certificate-seeking undergraduate students enrolled in Fall 2010 who paid the in-state or in-district tuition rate and were awarded grant or scholarship aid from the following sources: the federal government, state/local government, or the institution Do <u>not</u> include students who were awarded only grant or scholarship aid from private or other sources, or students who were awarded only non-grant aid 	<ul style="list-style-type: none"> Grant or scholarship aid from the federal government Grant or scholarship aid from state/local government Grant or scholarship from the institution Do <u>not</u> include grant or scholarship aid from private or other sources 	<ul style="list-style-type: none"> Any time during academic year 2010-11

In the fields below, report the number of Group 3 students with each type of living arrangement and the total amount of grant or scholarship aid from the federal government, state/local government, or the institution awarded to these students.

Information from Part A:	2010-2011	YOUR PRIOR YEAR DATA 2009-2010	YOUR PRIOR YEAR DATA 2008-2009
Group 3 Full-time, first-time degree/certificate-seeking undergraduate students who paid the in-state or in-district tuition rate and were awarded grant or scholarship aid from the following sources: the federal government, state/local government, or the institution (This number is carried forward from Part A, Line 03)	764	<input type="text" value="645"/>	<input type="text" value="622"/>
01. Report the number of Group 3 students with the following living arrangements:	2010-11	YOUR PRIOR YEAR DATA 2009-10	YOUR PRIOR YEAR DATA 2008-09
01a. <u>On-campus</u>	<input type="text" value="464"/>	<input type="text" value="407"/>	<input type="text" value="374"/>
01b. <u>Off-campus (with family)</u>	<input type="text" value="131"/>	<input type="text" value="106"/>	<input type="text" value="110"/>
01c. <u>Off-campus (not with family)</u>	<input type="text" value="78"/>	<input type="text" value="65"/>	<input type="text" value="84"/>
01d. Unknown (calculated) This value is calculated using the following formula: [A03-(D01a+D01b+D01c)]	91	67	54
02. Report the total amount of grant or scholarship aid from the federal government, state/local government, or the institution awarded to Group 3 students	<input type="text" value="3,952,517"/>	<input type="text" value="3,358,088"/>	<input type="text" value="3,628,008"/>
03. Average grant or scholarship aid from the federal government, state/local government, or the institution awarded to Group 3 students (calculated value). This value is calculated using the following formula: [D02/A03]	5,173	5,206	5,833

You may use the space below to provide context for the data you've reported above.



Part E

Part E – Enter Information about Group 4

Part E includes financial aid information about Group 4. Group 4 students are all full-time, first-time degree/certificate-seeking undergraduate students enrolled in Fall 2010 who paid the in-state or in-district tuition rate and were awarded any Title IV federal student aid, including federal grants or federal student loans. The information you report in this part will be used in Part G to calculate average institutional net price by income level.

For this part, report:

For These Students	The Following Type(s) of Aid	Awarded in This Period
<ul style="list-style-type: none"> Full-time, first-time, degree/certificate-seeking undergraduate students enrolled in Fall 2010 who paid the in-state or in-district tuition rate and were awarded any Title IV federal student aid 	<ul style="list-style-type: none"> Grant or scholarship aid from the federal government Grant or scholarship aid from state/local government Grant or scholarship from the institution Do <u>not</u> include grant or scholarship aid from private or other sources Do <u>not</u> include loans amounts Do <u>not</u> include Federal Work Study amounts 	<ul style="list-style-type: none"> Any time during academic year 2010-11

In the fields below, report the number of Group 4 students with each type of living arrangement and the total amount of grant or scholarship aid from the federal government, state/local government, or the institution awarded to these students by income level.

Information from Part A:	2010-11	2009-10	2008-09
Group 4 Full-time, first-time degree/certificate-seeking undergraduate students who paid the in-state or in-district tuition rate and were awarded any Title IV federal student aid (This number is carried forward from Part A, Line 04)	614	515	518

01.	Report the number of Group 4 students with the following living arrangements:	2010-11	YOUR PRIOR YEAR DATA	YOUR PRIOR YEAR DATA
			2009-10	2008-09
01a.	<u>On-campus</u>	416	351	346
01b.	<u>Off-campus (with family)</u>	104	106	93
01c.	<u>Off-campus (not with family)</u>	94	58	79
01d.	Unknown (calculated) This value is calculated using the formula: [A04-(E01a+E01b+E01c)]	0	0	0

		2010-11		
	Number of Group 4 students who were awarded any Title IV aid	Number of Group 4 students who were awarded any Title IV grant aid	Total amount of grant or scholarship aid awarded to Group 4 students from the following sources: the federal government, state/local government, or the institution	Average amount of grant or scholarship aid awarded to Group 4 students from the following sources: the federal government, state/local government, or the institution
	Col. 1	Col. 2	Col. 3	Col. 4

02. Income level

02a.	\$0-30,000	191	189	1,512,178	7,917
02b.	\$30,001-48,000	111	106	791,075	7,127
02c.	\$48,001-75,000	123	56	510,512	4,151
02d.	\$75,001-110,000	104	4	324,428	3,120
02e.	\$110,001 and more	85	1	225,717	2,655
02f.	Total all income levels	614	356	3,363,910	5,479

2009-10

		Col. 1	Col. 2	Col. 3	Col. 4
03.	Income level				
03a.	\$0-30,000	159	157	1,392,003	8,755
03b.	\$30,001-48,000	80	76	572,764	7,160
03c.	\$48,001-75,000	93	38	434,755	4,675
03d.	\$75,001-110,000	109	5	308,205	2,828
03e.	\$110,001 and more	74	1	154,860	2,093
03f.	Total all income levels	515	277	2,862,587	5,558

2008-09

		Col. 1	Col. 2	Col. 3	Col. 4
04.	Income level				
04a.	\$0-30,000	134	128	1,268,102	9,463
04b.	\$30,001-48,000	82	65	565,207	6,893
04c.	\$48,001-75,000	97	27	490,254	5,054
04d.	\$75,001-110,000	112	0	355,702	3,176
04e.	\$110,001 and more	93	0	206,196	2,217
04f.	Total all income levels	518	220	2,885,461	5,570

You may use the space below to provide context for the data you've reported above.

Institution: University of Missouri-Kansas City (178402)

User ID: 29C0011

Part F

Part F – Net Price Calculation for Group 3


The following net price calculation is based on information that your institution reported in the Institutional Characteristics component and the Student Financial Aid component. For more information about the data your institution reported in the Institutional Characteristics component, please contact your institution's IPEDS Keyholder.

	2010-11	YOUR PRIOR YEAR DATA 2009-10	YOUR PRIOR YEAR DATA 2008-09
Components of cost of attendance			
01. Published tuition and required fees (lower of in-district or in-state)	8,602	8,273	8,273
02. Books and supplies	1,382	1,180	1,180
03. Room and board and other expenses by living arrangement			
03a. <u>On campus</u>	15,972	15,490	15,490
03b. <u>Off-campus (with family)</u>	8,008	8,000	8,000
03c. <u>Off-campus (not with family)</u>	16,678	16,320	16,320
04. Number of Group 3 students by living arrangement			
04a. <u>On campus</u>	464	407	374
04b. <u>Off-campus (with family)</u>	131	106	110
04c. <u>Off-campus (not with family)</u>	78	65	84
04d. Unknown	91	67	54
05. Weighted average for room and board and other expenses by living arrangement (excluding unknown values) See instructions for the formula for this calculation			
	14,504	14,210	14,162
06. Total cost of attendance This value is calculated using the following formula: [F01+F02+F05]			
	24,488	23,663	23,615
07. Average amount of grant or scholarship aid awarded to Group 3 students from the following sources: the federal government, state/local government, and the institution			
	5,173	5,206	5,833
08. Average institutional net price for Group 3 students This value is calculated using the following formula: [F06-F07]			
	19,315	18,457	17,782

As required by the Higher Education Opportunity Act of 2008, these amounts will be posted on the U.S. Department of Education's College Navigator website and used in the U.S. Department of Education's College Affordability and Transparency Lists.

Do you wish to provide additional context notes?

Yes No

 You may use the space below to provide context for these data. These context notes may be posted on the College Navigator website and should be written to be understood by students and parents.

Institution: University of Missouri-Kansas City (178402)

User ID: 29C0011

Part G**Part G – Net Price Calculation for Group 4**


The following net price calculation is based on information that your institution reported in the Institutional Characteristics component and the Student Financial Aid component. For more information about the data your institution reported in the Institutional Characteristics component, please contact your institution's IPEDS Keyholder.


	2010-11	YOUR PRIOR YEAR DATA 2009-10	YOUR PRIOR YEAR DATA 2008-09
Components of cost of attendance			
01. Published tuition and required fees (lower of in-district or in-state)	8,602	8,273	8,273
02. Books and supplies	1,382	1,180	1,180
03. Room and board and other expenses by living arrangement			
03a. <u>On campus</u>	15,972	15,490	15,490
03b. <u>Off-campus (with family)</u>	8,008	8,000	8,000
03c. <u>Off-campus (not with family)</u>	16,678	16,320	16,320
04. Number of Group 4 students by living arrangement			
04a. <u>On campus</u>	416	351	346
04b. <u>Off-campus (with family)</u>	104	106	93
04c. <u>Off-campus (not with family)</u>	94	58	79
04d. Unknown	0	0	0
05. Weighted average for room and board and other expenses by living arrangement (excluding unknown values) See instructions for the formula for this calculation			
	14,731	14,042	14,272
06. Total cost of attendance by income level This value is calculated using the following formula: [G01+G02+G05]			
	24,715	23,495	23,725
07. Average amount of grant or scholarship aid awarded to Group 4 students from the following sources: the federal government, state/local government, and the institution			
07a. \$0-30,000	7,917	8,755	9,463
07b. \$30,001-48,000	7,127	7,160	6,893
07c. \$48,001-75,000	4,151	4,675	5,054
07d. \$75,001-110,000	3,120	2,828	3,176
07e. \$110,001 and more	2,655	2,093	2,217
08. Average institutional net price for Group 4 students This value is calculated using the following formula: [G06-G07]			
08a. \$0-30,000	16,798	14,740	14,262
08b. \$30,001-48,000	17,588	16,335	16,832
08c. \$48,001-75,000	20,564	18,820	18,671
08d. \$75,001-110,000	21,595	20,667	20,549
08e. \$110,001 and more	22,060	21,402	21,508

As required by the Higher Education Opportunity Act of 2008, these amounts will be posted on the U.S. Department of Education's College Navigator website.

Do you wish to provide additional context notes?

Yes No

 You may use the space below to provide context for these data. These context notes may be posted on the College Navigator website and should be written to be understood by students and parents.



Institution: University of Missouri-Kansas City (178402)

User ID: 29C0011

Summary**IPEDS Student Financial Aid (SFA) Survey Summary**

IPEDS collects important information regarding your institution. All data reported in IPEDS survey components become available in the IPEDS Data Center and appear as aggregated data in various Department of Education reports. Additionally, some of the reported data appears specifically for your institution through the College Navigator website and is included in your institution's Data Feedback Report (DFR). The purpose of this summary is to provide you an opportunity to view some of the data that, when accepted through the IPEDS quality control process, will appear on the College Navigator website and/or your DFR. College Navigator is updated approximately three months after the data collection period closes and Data Feedback Reports will be available through the ExPT and sent to your institution's CEO in November 2012.

Please review your data for accuracy. If you have questions about the data displayed below after reviewing the data reported on the survey screens, please contact the IPEDS Help Desk at: 1-877-225-2568 or ipedshelp@rti.org.

Total grant aid received by all undergraduate students		\$34,740,371
Number of undergraduate students who received a Pell Grant		3,190
Percentage of FTFT students receiving any financial aid		93%
	Percentage of FTFT students receiving grant aid by type	Average amount of grant aid received by type
Total	90%	\$5,562
Federal Government	38%	\$4,979
Pell	38%	\$4,195
Other Federal	28%	\$1,088
State/Local Government	41%	\$984
Institutional	69%	\$3,913
	Percentage of FTFT students receiving loans by type	Average amount of loans received by type
Total	60%	\$6,202
Federal	60%	\$5,761
Non-federal	3%	\$10,859
Average net price for FTFT students who receive grant aid		\$19,315
Average net price for FTFT students who receive Title IV federal student aid		
\$0 – 30,000		\$16,798
\$30,001 – 48,000		\$17,588
\$48,001 – 75,000		\$20,564
\$75,001 – 110,000		\$21,595
\$110,001 and more		\$22,060

Institution: University of Missouri-Kansas City (178402)

User ID: 29C0011

Edit Report

Student Financial Aid

Institution: University of Missouri-Kansas City (178402)

Source	Description	Severity	Resolved	Options
--------	-------------	----------	----------	---------

Screen: Part C, Page 2 - Enter Information about Group 2

Screen Entry	The average amount of this type of aid is outside the expected range when compared with last year's value. Please check the number of students and the total amount of aid awarded to them, and fix or explain the discrepant values. (Error #7147)	Explanation	Yes	Back to survey data
--------------	---	-------------	-----	---------------------

Reason: This is reflection of a reduction in Access Missouri grant funds.

Screen Entry	The average amount of this type of aid is outside the expected range when compared with last year's value. Please check the number of students and the total amount of aid awarded to them, and fix or explain the discrepant values. (Error #7147)	Explanation	Yes	Back to survey data
--------------	---	-------------	-----	---------------------

Reason: The decrease is due to a lack of availability in private funding of loans due to a down economy.

Screen: Part E - Enter Information about Group 4

Screen Entry	The number entered is outside the expected range when compared with last year's value. Please explain. (Error #7169)	Explanation	Yes	Back to survey data
--------------	--	-------------	-----	---------------------

Reason: The larger than expected increase of off-campus is a direct reflection of an increased in first time degree-seeking students over recent years.

Screen Entry	The total number of Group 4 students who were awarded any Title IV grant aid across all income levels is outside of the expected range based on the prior year value. Please fix or explain. (Error #7334)	Explanation	Yes	Back to survey data
--------------	--	-------------	-----	---------------------

Reason: This is a reflection in increase of funding and participation to the Federal Pell Grant program.

Screen Entry	The total number of Group 4 students who were awarded any Title IV grant aid across all income levels is outside of the expected range based on the prior year value. Please fix or explain. (Error #7334)	Explanation	Yes	Back to survey data
--------------	--	-------------	-----	---------------------

Reason: This is a reflection in increase of funding and participation to the Federal Pell Grant program.

[Print Form\(s\)](#)

[Get PDF File](#)

[Go Back](#)