

## Student Financial Aid 2016-17

2015-16 Data

Institution: University of Missouri-Columbia (178396)

User ID: 29C0011

**Overview**

**IPEDS Student Financial Aid Component Overview**  
**Public Academic Reporters**

Welcome to the Student Financial Aid (SFA) component. The purpose of the SFA component is to collect information about financial aid provided to various groups of undergraduate students and military/veteran educational benefits for all students at your institution.

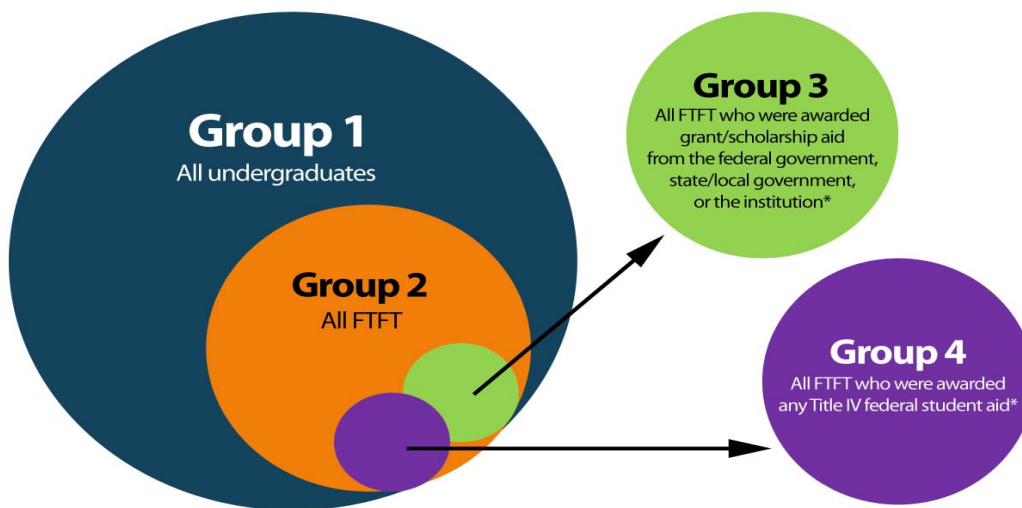
**Changes to This Year's SFA Component**

There were no changes implemented for the 2016-17 data collection period.

**Data Reporting Reminders****Undergraduate Student Groups**

You will be asked to report information for different groups of students.

- **Group 1:** All undergraduate students
- **Group 2:** Of Group 1, full-time, first-time degree/certificate-seeking students
- **Group 3:** Of Group 2, students who paid the in-state/in-district tuition rate and were awarded any grant/scholarship aid from the federal government, state/local government, or the institution
- **Group 4:** Of Group 2, students who paid the in-state/in-district tuition rate and were awarded any Title IV federal student aid



\*For public institutions, include only those students paying the in-state or in-district tuition rate. For program reporters, include only those students enrolled in the institution's largest program.

**COA Revisions**

Revisions to Cost of Attendance used to calculate the net price of attendance can be made in this component.

Consult the instructions and screens to make sure you are reporting the correct aid amounts for the correct groups of students.

**College Affordability and Transparency Lists**

Net price amounts calculated in SFA will be used to populate the Department's College Affordability and Transparency lists.

**Interactive Edits and Error Messages**

SFA contains interactive edits that will check for blank fields, invalid values, or values that fall outside expected ranges. Some error messages will require you to confirm or explain the values that you entered. Some error messages are fatal and will require you to contact the IPEDS Help Desk at 1-877-225-2568 for resolution.

**Context Boxes**

You will find optional text boxes throughout SFA. Context boxes allow you to provide more information about the data you enter. Some of these context boxes may be made available to the public on College Navigator, so make sure that the information you enter can be understood easily by students, parents, and the general public.

**Resources**

To download the survey materials for this component: [Survey Materials](#)

To access your prior year data submission for this component: [Reported Data](#)


Institution: University of Missouri-Columbia (178396)

User ID: 29C0011

**Section 1: Part A****Part A - Establish Your Groups**

Part A establishes the number of students in various groups. Note that the numbers on this screen will be carried forward to other parts of the Student Financial Aid component.

In the fields below, report the number of students in each of the following groups.

		 Fall 2015	<b>YOUR PRIOR YEAR DATA</b> Fall 2014
01	<b>Group 1</b> All <u>undergraduate</u> students	<input type="text" value="27,791"/>	<b>27,642</b>
02	<b>Group 2</b> Of those in Group 1, those who are <u>full-time</u> , <u>first-time</u> degree/certificate-seeking	<input type="text" value="6,035"/>	<b>6,408</b>
02a	Of those in Group 2, those who were awarded any <u>Federal Work Study</u> , <u>loans to students</u> , or grant or scholarship aid from the federal government, state/local government, the institution, or other sources known to the institution	<input type="text" value="4,934"/>	<b>5,305</b>
02b	Of those in Group 2, those who were awarded any <u>loans to students</u> or grant or scholarship aid from the federal government, state/local government, or the institution	<input type="text" value="4,827"/>	<b>5,186</b>
03	<b>Group 3</b> Of those in Group 2, those who paid the in-state or in-district tuition rate and were awarded grant or scholarship aid from the federal government, state/local government, or the institution	<input type="text" value="2,614"/>	<b>2,812</b>
04	<b>Group 4</b> Of those in Group 2, those who paid the in-state or in-district tuition rate and were awarded any <u>Title IV federal student aid</u>	<input type="text" value="1,882"/>	<b>2,169</b>

Institution: University of Missouri-Columbia (178396)

User ID: 29C0011

**Section 1: Part B**

**Part B - Enter Information About Group 1**

Part B includes information about Group 1. Group 1 students are ALL undergraduate students (including first-time students) enrolled in Fall 2015.

For this part, report:

For These Students	The Following Type(s) of Aid	Awarded in This Period
<ul style="list-style-type: none"> <li>All undergraduate students enrolled in Fall 2015</li> </ul>	<ul style="list-style-type: none"> <li>Grant or scholarship aid from the federal government</li> <li>Grant or scholarship aid from state/local government</li> <li>Grant or scholarship aid from the institution</li> <li>Grant or scholarship aid from other sources known to the institution</li> <li>Loans to students from the federal government</li> </ul>	<ul style="list-style-type: none"> <li>Any time during academic year 2015-16</li> </ul>

In the fields below, report the number of Group 1 students and the total amount of aid awarded to these students for each type of aid.

**Information from Part A:**

**Fall 2015**

**Group 1**


All undergraduate students

27,791

(This number is carried forward from Part A, Line 01.)

**2015-16**

Aid Type	Number of Group 1 students who were awarded aid	Percentage of Group 1 students who were awarded aid	Total amount of aid awarded to Group 1 students	Average amount of aid awarded to Group 1 students
01 Grant or scholarship aid from the federal government, state/local government, the institution, and other sources known to the institution (Do NOT include federal student loans)	16,545	60	141,647,136	8,561
02 Pell grants	5,424	20	22,006,983	4,057
03 Federal student loans	12,093	44	77,722,574	6,427

 The notes below provide context for the data you've reported above and may be posted on the College Navigator website. Choose one option that best explains your data or choose "Non-applicable" if you do not wish to provide context notes. If none of the options provided explains your institution's data, then choose "Other" and write your own context notes. Notes should be written to be understood by students and parents. For example, institutions may report here other sources of private aid not included in the categories listed.

Non-applicable

An empty table with a light gray border. The table contains no data. It features a vertical scrollbar on the right side and a horizontal scrollbar at the bottom, both with standard arrow icons.

Institution: University of Missouri-Columbia (178396)

User ID: 29C0011

**Section 1: Part C, Page 1**

**Part C, Page 1 - Enter Information about Group 2**

Part C includes information about Group 2. Group 2 students are all full-time, first-time degree/certificate-seeking undergraduate students enrolled in Fall 2015.

**In the fields below, report the number of Group 2 students paying in-district, in-state, and out-of-state tuition rates. If your institution does not offer different rates, report all students as paying in-state tuition rates.**

Information from Part A:			Fall 2015		
<b>Group 2</b> Full-time, first-time degree/certificate-seeking undergraduates (This number is carried forward from Part A, Line 02)			6,035		
<b>Group 2 students:</b>			Fall 2015		YOUR PRIOR YEAR DATA
					Fall 2014
			<b>Number of Group 2 students</b>	<b>Percentage of Group 2 students</b>	<b>Percentage of Group 2 students</b>
01	01a	<u>paying in-district tuition rates</u>	<input type="text" value="0"/>	0	<b>0</b>
	01b	<u>paying in-state tuition rates</u>	<input type="text" value="3,705"/>	61	<b>62</b>
	01c	<u>paying out-of-state tuition rates</u>	<input type="text" value="2,330"/>	39	<b>38</b>
	01d	Unknown (calculated value) This value is calculated using the following formula: [A02-(C01a+C01b+C01c)]	0	0	<b>0</b>

Institution: University of Missouri-Columbia (178396)

User ID: 29C0011

**Section 1: Part C, Page 2**

**Part C, Page 2 - Enter Information about Group 2**

Part C includes financial aid information about Group 2. Group 2 students are all full-time, first-time degree/certificate-seeking undergraduate students enrolled in Fall 2015.

For this part, report:


For These Students	The Following Type(s) of Aid	Awarded in This Period
<ul style="list-style-type: none"> <li>• Full-time, first-time degree/certificate-seeking undergraduate students enrolled in Fall 2015</li> </ul>	<ul style="list-style-type: none"> <li>• Grant or scholarship aid from the federal government</li> <li>• Grant or scholarship aid from state/local government</li> <li>• Grant or scholarship aid from the institution</li> <li>• Loans to students from the federal government and from other sources, including private or other loans</li> <li>• Do <u>not</u> include grant or scholarship aid from private or other sources</li> <li>• Do <u>not</u> include PLUS loans or loans made to anyone other than the student</li> </ul>	<ul style="list-style-type: none"> <li>• Any time during academic year 2015-16</li> <li>• For program reporters, this is the aid year period from July 1, 2015 through June 30, 2016.</li> </ul>

In the fields below, report the number of Group 2 students and the total amount of aid awarded to these students for each type of aid. Enter unduplicated student counts within a category (e.g., Pell grants). However, a student can appear in more than one aid category.

Information from Part A:	Fall 2015
<b>Group 2</b> Full-time, first-time degree/certificate-seeking undergraduates (This number is carried forward from Part A, Line 02)	6,035
<b>Group 2a</b> Of those in Group 2, those who were awarded any Federal Work Study, loans to students, or grant or scholarship aid from the federal government, state/local government, the institution, or other sources known to the institution (This number is carried forward from Part A, Line 02a)	4,934
<b>Group 2b</b> Of those in Group 2, those who were awarded any loans to students or grant or scholarship aid from the federal government, state/local government, or the institution (This number is carried forward from Part A, Line 02b)	4,827
<b>Group 3</b> Of those in Group 2, those who were awarded grant or scholarship aid from the federal government, state/local government, or the institution	2,614

Aid Type	YOUR PRIOR YEAR DATA			
	Fall 2015			
	Fall 2014	Average amount of aid	Average amount of aid	Average amount of aid
	Number of Group 2 students	Percentage of Group 2 students who	Total amount of aid awarded	Average amount of aid

			who were awarded aid	were awarded aid	to Group 2 students	awarded to Group 2 students	awarded to Group 2 students
01	Grants or scholarships from the federal government, state/local government, or the institution		4,098	68	37,246,778	9,089	8,451
02	<u>Federal grants</u>		1,209	20	5,332,093	4,410	4,302
	02a	<u>Pell grants</u>	1,174	19	4,949,622	4,216	4,106
	02b	<u>Other federal grants</u>	383	6	382,471	999	1,012
03	<u>State/local government grants or scholarships (grants/scholarships/waivers)</u>		1,613	27	3,962,205	2,456	2,090
04	<u>Institutional grants or scholarships (scholarships/fellowships)</u>		3,888	64	27,952,480	7,189	6,626
05	<u>Loans to students</u>		2,824	47	21,386,185	7,573	7,059
	05a	Federal loans	2,757	46	14,689,075	5,328	5,602
	05b	Other loans (including private loans)	416	7	6,697,110	16,099	15,246

 The notes below provide context for the data you've reported above and may be posted on the College Navigator website. Choose one option that best explains your data or choose "Non-applicable" if you do not wish to provide context notes. If none of the options provided explains your institution's data, then choose "Other" and write your own context notes. Notes should be written to be understood by students and parents. For example, institutions may report here other sources of private aid not included in the categories listed.

Non-applicable



Institution: University of Missouri-Columbia (178396)

User ID: 29C0011

**Section 1: Comparison Chart****Comparison Chart**

Based on the information reported on the previous screens for Group 1 (all undergraduates) and Group 2 (full-time, first-time degree/certificate-seeking undergraduates), this comparison chart seeks to help institutions check their reported data. Assuming that the information on Groups 1 and 2 are correct, then the calculated fields for 'All Other Undergraduates' should be the balance (Group 1 minus Group 2). If the balance does not check with your institution's calculations, please correct your reported numbers for Groups 1 and 2 before moving forward with the completion of the SFA survey component.

**Note:** Data for the 'All Other Undergraduates' will appear in the IPEDS Data Center for data users, but not in College Navigator.

		<b>Number of students</b>	<b>Pell grants</b>	<b>Federal Student Loans</b>
01	<b>Group 1 (all undergraduates)</b>	27,791		
02	Number of students who were awarded aid		5,424	12,093
03	Percentage who were awarded aid		20	44
04	Total amount of aid awarded		22,006,983	77,722,574
05	Average amount of aid awarded		4,057	6,427
06	<b>Group 2 (Full-time first-time undergraduates)</b>	6,035		
07	Number of students who were awarded aid		1,174	2,757
08	Percentage who were awarded aid		19	46
09	Total amount of aid awarded		4,949,622	14,689,075
10	Average amount of aid awarded		4,216	5,328
11	<b>All other undergraduates (Line 01 - Line 06)</b>	21,756		
12	Number of students who were awarded aid (Line 02 - Line 07)		4,250	9,336
13	Percentage who were awarded aid (Line 12 / Line 11)		20	43
14	Total amount of aid awarded (Line 04 - Line 09)		17,057,361	63,033,499
15	Average amount of aid awarded (Line 14 / Line 12)		4,013	6,752



Institution: University of Missouri-Columbia (178396)

User ID: 29C0011

**Section 1: Cost of Attendance****Cost of attendance for full-time, first-time undergraduate students:**

Please enter the amounts requested below. These data will be made available to the public on College Navigator. If your institution participates in any Title IV programs (Pell, Stafford, etc.), you must complete all information. **Estimates of expenses for books and supplies, room and board, and other expenses are those from the Cost of Attendance report used by the financial aid office in determining financial need. Please talk to your financial aid office to get these numbers, to ensure that you are reporting correctly.**

These numbers are carried forward from Institutional Characteristics and should only be changed if an error was made in the reporting.

Charges for full academic year		2013-14	2014-15	2015-16
<b>Published tuition and required fees:</b>				
<u>In-district</u>				
	Tuition	8,220	8,220	8,286
	Required fees	1,195	1,213	1,223
	Tuition + fees total	9,415	9,433	9,509
<u>In-state</u>				
	Tuition	8,220	8,220	8,286
	Required fees	1,195	1,213	1,223
	Tuition + fees total	9,415	9,433	9,509
<u>Out-of-state</u>				
	Tuition	22,569	23,247	23,943
	Required fees	1,195	1,213	1,223
	Tuition + fees total	23,764	24,460	25,166
	 <u>Books and supplies</u>	946	1,114	1,124
<b>On-campus:</b>				
	<u>Room and board</u>	9,286	9,386	9,808
	<u>Other expenses</u>	3,296	3,664	3,742
	Room and board and other expenses	12,582	13,050	13,550
<b>Off-campus (not with family):</b>				
	<u>Room and board</u>		9,386	9,808
	<u>Other expenses</u>		3,664	3,742
	Room and board and other expenses	0	13,050	13,550
 <b>Off-campus (with family):</b>				
	<u>Other expenses</u>		3,664	3,742

Institution: University of Missouri-Columbia (178396)

User ID: 29C0011

**Section 1: Part D**

**Part D - Enter Information about Group 3**


Part D includes financial aid information about Group 3. Group 3 students are all full-time, first-time degree/certificate-seeking undergraduate students enrolled in Fall 2015 who paid the in-state or in-district tuition rate and were awarded grant or scholarship aid from the following sources: the federal government, state/local government, or the institution. The information you report in this part will be used in Part F to calculate average institutional net price.


For this part report:

For These Students	The Following Type(s) of Aid	Awarded in This Period
<ul style="list-style-type: none"> <li>Full-time, first-time degree/certificate-seeking undergraduate students enrolled in Fall 2015 who paid the in-state or in-district tuition rate and were awarded grant or scholarship aid from the following sources: the federal government, state/local government, or the institution</li> <li>Do <u>not</u> include students who were awarded only grant or scholarship aid from private or other sources, or students who were awarded only non-grant aid</li> </ul>	<ul style="list-style-type: none"> <li>Grant or scholarship aid from the federal government</li> <li>Grant or scholarship aid from state/local government</li> <li>Grant or scholarship aid from the institution</li> <li>Do <u>not</u> include grant or scholarship aid from private or other sources</li> </ul>	<ul style="list-style-type: none"> <li>Any time during academic year 2015-16</li> </ul>

In the fields below, report the number of Group 3 students with each type of living arrangement and the total amount of grant or scholarship aid from the federal government, state/local government, or the institution awarded to these students.

Information from Part A:		YOUR PRIOR YEAR DATA 2013-2014	YOUR PRIOR YEAR DATA 2014-2015	2015-2016
<b>Group 3</b> Full-time, first-time degree/certificate-seeking undergraduate students who paid the in-state or in-district tuition rate and were awarded grant or scholarship aid from the following sources: the federal government, state/local government, or the institution (This number is carried forward from Part A, Line 03)		2,654	2,812	2,614
01	<b>Report the number of Group 3 students with the following living arrangements:</b>	<b>YOUR PRIOR YEAR DATA 2013-14</b>	<b>YOUR PRIOR YEAR DATA 2014-15</b>	<b>2015-16</b>
	01a <u>On-campus</u>	2,259	2,346	2,176
	01b <u>Off-campus (with family)</u>	0	97	66
	01c <u>Off-campus (not with family)</u>	0	81	88
	01d Unknown (calculated) This value is calculated using the following formula: [A03-(D01a+D01b+D01c)]	395	288	284
02	<b>Report the total amount of grant or scholarship aid from the federal government, state/local government, or the institution awarded to Group 3 students</b>	16,112,623	20,273,254	19,834,744

03	Average grant or scholarship aid from the federal government, state/local government, or the institution awarded to Group 3 students (calculated value). This value is calculated using the following formula: [D02/A03]	6,071	 7,210	7,588
----	---	-------	--	-------

 **The notes below provide context for the data you've reported above and may be posted on the College Navigator website. Choose one option that best explains your data or choose "Non-applicable" if you do not wish to provide context notes. If none of the options provided explains your institution's data, then choose "Other" and write your own context notes. Notes should be written to be understood by students and parents. For example, institutions may report here other sources of private aid not included in the categories listed.**

Non-applicable

Institution: University of Missouri-Columbia (178396)

User ID: 29C0011

**Section 1: Part E**

**Part E – Enter Information about Group 4**

Part E includes financial aid information about Group 4. Group 4 students are all full-time, first-time degree/certificate-seeking undergraduate students enrolled in Fall 2015 who paid the in-state or in-district tuition rate and were awarded any Title IV federal student aid, including federal grants or federal student loans. The information you report in this part will be used in Part G to calculate average institutional net price by income level.

For this part, report:

For These Students	The Following Type(s) of Aid	Awarded in This Period
<ul style="list-style-type: none"> <li>Full-time, first-time degree/certificate-seeking undergraduate students enrolled in Fall 2015 who paid the in-state or in-district tuition rate and were awarded any Title IV federal student aid</li> </ul>	<ul style="list-style-type: none"> <li>Grant or scholarship aid from:                             <ul style="list-style-type: none"> <li>federal government</li> <li>state/local government</li> <li>institution</li> </ul> </li> <li>Do <u>not</u> include:                             <ul style="list-style-type: none"> <li>grant or scholarship aid from private or other sources</li> <li>loan amounts</li> <li>Federal Work Study amounts</li> </ul> </li> </ul>	<ul style="list-style-type: none"> <li>Any time during academic year 2015-16</li> </ul>

In the fields below, report the number of Group 4 students with each type of living arrangement and the total amount of grant or scholarship aid from the federal government, state/local government, or the institution awarded to these students by income level.

Information from Part A:		2013-14	2014-15	2015-16
<b>Group 4</b> Full-time, first-time degree/certificate-seeking undergraduate students who paid the in-state or in-district tuition rate and were awarded any Title IV federal student aid (This number is carried forward from Part A, Line 04)		2,113	2,169	1,882
01	<b>Report the number of Group 4 students with the following living arrangements:</b>	<b>YOUR PRIOR YEAR DATA</b> 2013-14	<b>YOUR PRIOR YEAR DATA</b> 2014-15	<b>2015-16</b>
	01a <u>On-campus</u>	2,113	2,027	1,766
	01b <u>Off-campus (with family)</u>	0	⚠ 69	⚠ 42
	01c <u>Off-campus (not with family)</u>	0	⚠ 72	60
	01d Unknown (calculated) This value is calculated using the formula: [A04-(E01a+E01b+E01c)]	0	1	14
		<b>Of those in Column 1, the number who were awarded any grant or scholarship aid from the following sources: the federal government, state/local government, or the institution</b>	<b>Of those in Column 1, the total amount of grant or scholarship aid awarded from the following sources: the federal government, state/local government, or the institution</b>	<b>ⓘ Average amount of federal, state/local, and institutional grant or scholarship aid awarded to Group 4 students</b>
		<b>2013-14</b>		


			Col. 1	Col. 2	Col. 3	Col. 4
02	<b>Income level</b>					
	02a	\$0-30,000	378	376	3,745,153	9,908
	02b	\$30,001-48,000	296	295	2,689,161	9,085
	02c	\$48,001-75,000	411	396	2,879,810	7,007
	02d	\$75,001-110,000	419	325	1,628,790	3,887
	02e	\$110,001 and more	609	324	1,110,723	1,824
	02f	<b>Total all income levels</b>	2,113	1,716	12,053,637	5,705

**2014-15**

			Col. 1	Col. 2	Col. 3	Col. 4
03	<b>Income level</b>					
	03a	\$0-30,000	378	378	4,310,113	11,402
	03b	\$30,001-48,000	300	299	3,062,280	10,208
	03c	\$48,001-75,000	392	388	3,222,524	8,221
	03d	\$75,001-110,000	402	305	1,638,525	4,076
	03e	\$110,001 and more	697	364	1,640,444	2,354
	03f	<b>Total all income levels</b>	2,169	1,734	13,873,886	6,396

**2015-16**

			Col. 1	Col. 2	Col. 3	Col. 4
04	<b>Income level</b>					
	04a	\$0-30,000	342	342	4,070,406	11,902
	04b	\$30,001-48,000	247	246	2,770,406	11,216
	04c	\$48,001-75,000	328	323	2,873,045	8,759
	04d	\$75,001-110,000	349	263	1,541,687	4,417
	04e	\$110,001 and more	616	340	1,551,376	2,518
	04f	<b>Total all income levels</b>	1,882	1,514	12,806,920	6,805

 The notes below provide context for the data you've reported above and may be posted on the College Navigator website. Choose one option that best explains your data or choose "Non-applicable" if you do not wish to provide context notes. If none of the options provided explains your institution's data, then choose "Other" and write your own context notes. Notes should be written to be understood by students and parents. For example, institutions may report here other sources of private aid not included in the categories listed.

Non-applicable

An empty table with a white background and a thin black border. The table is oriented horizontally and contains no data. It features a vertical scrollbar on the right side and a horizontal scrollbar at the bottom, both with grey tracks and white arrows.

Institution: University of Missouri-Columbia (178396)

User ID: 29C0011


**Section 1: Part F**

**Part F – Net Price Calculation for Group 3**

The following net price calculation is based on information that your institution reported in the Institutional Characteristics component and the Student Financial Aid component. For more information about the data your institution reported in the Institutional Characteristics component, please contact your institution's IPEDS Keyholder.

		YOUR PRIOR YEAR DATA  2013-14	YOUR PRIOR YEAR DATA  2014-15	2015-16
<b>Components of cost of attendance</b>				
01	Published <u>tuition</u> and <u>required fees</u> (lower of in-district or in-state)	9,415	9,433	9,509
02	<u>Books and supplies</u>	946	1,114	1,124
03	<b><u>Room and board</u> and <u>other expenses</u> by living arrangement</b>			
	03a <u>On-campus</u>	12,582	13,050	13,550
	03b <u>Off-campus (with family)</u>		3,664	3,742
	03c <u>Off-campus (not with family)</u>	0	13,050	13,550
04	<b>Number of Group 3 students by living arrangement</b>			
	04a <u>On-campus</u>	2,259	2,346	2,176
	04b <u>Off-campus (with family)</u>	0	97	66
	04c <u>Off-campus (not with family)</u>	0	81	88
	04d Unknown	395	288	284
05	<b>Weighted average for room and board and other expenses by living arrangement (excluding unknown values)</b> See instructions for the formula for this calculation	12,582	12,689	13,272
06	<b>Total cost of attendance</b> This value is calculated using the following formula: [F01+F02+F05]	22,943	23,236	23,905
07	<b>Average amount of grant or scholarship aid awarded to Group 3 students from the following sources: the federal government, state/local government, and the institution</b>	6,071	7,210	7,588
08	<b>Average institutional <u>net price</u> for Group 3 students</b> This value is calculated using the following formula: [F06-F07]	16,872	16,026	16,317

As required by the Higher Education Opportunity Act of 2008, these amounts will be posted on the U.S. Department of Education's College Navigator website and used in the U.S. Department of Education's College Affordability and Transparency Lists.

 The notes below provide context for the data you've reported above and may be posted on the College Navigator website. Choose one option that best explains your data or choose "Non-applicable" if you do not wish to provide context notes. If none of the options provided explains your institution's data, then choose "Other" and write your own context notes. Notes should be written to be understood by students and parents. For example, institutions may report here other sources of private aid not included in the categories listed.

Other

---



Non-applicable
----------------

Institution: University of Missouri-Columbia (178396)


User ID: 29C0011

**Section 1: Part G****Part G – Net Price Calculation for Group 4**

The following net price calculation is based on information that your institution reported in the Institutional Characteristics component and the Student Financial Aid component. For more information about the data your institution reported in the Institutional Characteristics component, please contact your institution's IPEDS Keyholder.

		YOUR PRIOR YEAR DATA 2013-14	YOUR PRIOR YEAR DATA 2014-15	2015-16
<b>Components of cost of attendance</b>				
01	Published <u>tuition</u> and <u>required fees</u> (lower of in-district or in-state)	9,415	9,433	9,509
02	<u>Books and supplies</u>	946	1,114	1,124
03	<b><u>Room and board</u> and <u>other expenses</u> by living arrangement</b>			
	03a <u>On-campus</u>	12,582	13,050	13,550
	03b <u>Off-campus (with family)</u>		3,664	3,742
	03c <u>Off-campus (not with family)</u>	0	13,050	13,550
04	<b>Number of Group 4 students by living arrangement</b>			
	04a <u>On-campus</u>	2,113	2,027	1,766
	04b <u>Off-campus (with family)</u>	0	69	42
	04c <u>Off-campus (not with family)</u>	0	72	60
	04d Unknown	0	1	14
05	<b>Weighted average for room and board and other expenses by living arrangement (excluding unknown values)</b> See instructions for the formula for this calculation	12,582	12,751	13,329
06	<b>Total cost of attendance by income level</b> This value is calculated using the following formula: [G01+G02+G05]	22,943	23,298	23,962
07	<b>Average amount of grant or scholarship aid awarded to Group 4 students from the following sources: the federal government, state/local government, and the institution</b>	5,705	6,396	6,805
	07a <b>\$0-30,000</b>	9,908	11,402	11,902
	07b <b>\$30,001-48,000</b>	9,085	10,208	11,216
	07c <b>\$48,001-75,000</b>	7,007	8,221	8,759
	07d <b>\$75,001-110,000</b>	3,887	4,076	4,417
	07e <b>\$110,001 and more</b>	1,824	2,354	2,518
08	<b>Average institutional <u>net price</u> for Group 4 students</b> This value is calculated using the following formula: [G06-G07]			
	08a <b>\$0-30,000</b>	13,035	11,896	12,060
	08b <b>\$30,001-48,000</b>	13,858	13,090	12,746
	08c <b>\$48,001-75,000</b>	15,936	15,077	15,203
	08d <b>\$75,001-110,000</b>	19,056	19,222	19,545
	08e <b>\$110,001 and more</b>	21,119	20,944	21,444

As required by the Higher Education Opportunity Act of 2008, these amounts will be posted on the U.S. Department of Education's College Navigator website.

 The notes below provide context for the data you've reported above and may be posted on the College Navigator website. Choose one option that best explains your data or choose "Non-applicable" if you do not

wish to provide context notes. If none of the options provided explains your institution's data, then choose "Other" and write your own context notes. Notes should be written to be understood by students and parents. For example, institutions may report here other sources of private aid not included in the categories listed.

Other

Non-applicable

Institution: University of Missouri-Columbia (178396)

User ID: 29C0011

**Section 2: Military Servicemembers and Veteran's Benefits****Section 2: Military Servicemembers and Veteran's Benefits**

IMPORTANT NOTE: Report for **Post-9/11 GI Bill Benefits: July 1, 2015 - June 30, 2016** and Report for **Department of Defense Tuition Assistance Program: October 1, 2015 - September 30, 2016**

- Report the total number of student recipients and the total dollar amounts for each program.
- Student recipients can also include eligible dependents.
- Consult with your campus certifying official, who may not be in the student financial aid office.
- For Post-9/11 GI Bill Benefits, do not include the matching institutional aid provided through the Yellow Ribbon Program if your school participated.
- Information reported to IPEDS is only what is known to the institution.
- Enter zero (0) if your institution did not have beneficiaries for that student level or program. Please do not leave a cell blank.

Type of benefit/assistance	Number of students receiving benefits/assistance	Total dollar amount of benefits/assistance awarded through the institution	Average dollar amount of benefits/assistance awarded through the institution
<u>Post-9/11 GI Bill Benefits</u>			
Undergraduate students	350	2,777,892	7,937
Graduate students	93	989,926	10,644
Total	443	3,767,818	8,505
<u>Department of Defense Tuition Assistance Program</u>			
Undergraduate students	52	140,038	2,693
Graduate students	21	43,000	2,048
Total	73	183,038	2,507

Institution: University of Missouri-Columbia (178396)

User ID: 29C0011

**Prepared by**

**This survey component was prepared by:**

<input checked="" type="radio"/>	Keyholder	<input type="radio"/>	SFA Contact	<input type="radio"/>	HR Contact
<input type="radio"/>	Finance Contact	<input type="radio"/>	Academic Library Contact	<input type="radio"/>	Other
Name:	<input type="text" value="Randy Sade"/>				
Email:	<input type="text" value="SadeR@umsystem.edu"/>				

How long did it take to prepare this survey component?	<input type="text" value="22"/>	hours	<input type="text" value="30"/>	minutes
--	---------------------------------	-------	---------------------------------	---------

The name of the preparer is being collected so that we can follow up with the appropriate person in the event that there are questions concerning the data. The Keyholder will be copied on all email correspondence to other preparers.

The time it took to prepare this component is being collected so that we can continue to improve our estimate of the reporting burden associated with IPEDS. Please include in your estimate the time it took for you to review instructions, query and search data sources, complete and review the component, and submit the data through the Data Collection System.

Thank you for your assistance.

Institution: University of Missouri-Columbia (178396)

User ID: 29C0011

**Summary****IPEDS Student Financial Aid (SFA) Survey Summary**

IPEDS collects important information regarding your institution. All data reported in IPEDS survey components become available in the IPEDS Data Center and appear as aggregated data in various Department of Education reports. Additionally, some of the reported data appears specifically for your institution through the College Navigator website and is included in your institution's Data Feedback Report (DFR). The purpose of this summary is to provide you an opportunity to view some of the data that, when accepted through the IPEDS quality control process, will appear on the College Navigator website and/or your DFR. College Navigator is updated approximately three months after the data collection period closes and Data Feedback Reports will be available through the [Data Center](#) and sent to your institution's CEO in November 2016.

Please review your data for accuracy. If you have questions about the data displayed below after reviewing the data reported on the survey screens, please contact the IPEDS Help Desk at: 1-877-225-2568 or [ipedshelp@rti.org](mailto:ipedshelp@rti.org).

Total grant aid received by all undergraduate students		\$141,647,136
Number of undergraduate students who received a Pell Grant		5,424
Percentage of FTFT students receiving any financial aid		82%
	Percentage of FTFT students receiving grant aid by type	Average amount of grant aid received by type
Total	68%	\$9,089
Federal Government	20%	\$4,410
Pell	19%	\$4,216
Other Federal	6%	\$999
State/Local Government	27%	\$2,456
Institutional	64%	\$7,189
	Percentage of FTFT students receiving loans by type	Average amount of loans received by type
Total	47%	\$7,573
Federal	46%	\$5,328
Non-federal	7%	\$16,099
Average net price for FTFT students who receive grant aid		\$16,317
Average net price for FTFT students who receive Title IV federal student aid		
\$0 – 30,000		\$12,060
\$30,001 – 48,000		\$12,746
\$48,001 – 75,000		\$15,203
\$75,001 – 110,000		\$19,545
\$110,001 and more		\$21,444

**Military Servicemembers and Veteran's Benefits**

	Number of students receiving benefits/assistance	Total dollar amount of benefits/assistance

			awarded through the institution
Post-9/11 GI Bill Benefits			
	Undergraduate students	350	\$2,777,892
	Graduate students	93	\$989,926
	Total	443	\$3,767,818
Department of Defense Tuition Assistance Program			
	Undergraduate students	52	\$140,038
	Graduate students	21	\$43,000
	Total	73	\$183,038

Institution: University of Missouri-Columbia (178396)

User ID: 29C0011

Edit Report

**Student Financial Aid**

**University of Missouri-Columbia (178396)**

Source	Description	Severity	Resolved	Options
--------	-------------	----------	----------	---------

**Screen: Part D - Enter Information about Group 3**

Perform Edits	The values reported for the number of Group 3 students in 2014-15 and the total amount of aid they were awarded (Part D, line 02) make the average amount of aid awarded to these students outside the expected range of between 5,161 and 6,981 when compared with the prior year value. Please correct your data or explain. (Error #7327)	Explanation	Yes	
Reason:	Besides increases in State grant/scholarship programs and in Veteran's benefits, the Columbia campus has a new scholarship program, the Chancellors Award with a total award amount of \$2,447,250 for FY15.			
Related Screens:	Part D - Enter Information about Group 3			
Screen Entry	The number entered is outside the expected range of between 68 and 126 when compared with the prior year value. Please correct your data or explain. (Error #7169)	Explanation	Yes	
Reason:	This is a reflection of the drop in overall freshman enrollment.			
Screen Entry	You reported zero for this value last year. Please confirm that the data reported for this year are correct. (Error #7177)	Confirmation	Yes	
Screen Entry	You reported zero for this value last year. Please confirm that the data reported for this year are correct. (Error #7177)	Confirmation	Yes	

**Screen: Part E - Enter Information about Group 4**

Screen Entry	The number entered is outside the expected range of between 49 and 89 when compared with the prior year value. Please correct your data or explain. (Error #7169)	Explanation	Yes	
Reason:	This is a reflection of the drop in overall freshman enrollment.			
Screen Entry	You reported zero for this value last year. Please confirm that the data reported for this year are correct. (Error #7177)	Confirmation	Yes	
Screen Entry	You reported zero for this value last year. Please confirm that the data reported for this year are correct. (Error #7177)	Confirmation	Yes	