

Student Financial Aid 2015-16

2014-15 Data

Institution: University of Missouri-Columbia (178396)

User ID: 29C0011

Overview

IPEDS Student Financial Aid Component Overview
Public Academic Reporters

Welcome to the Student Financial Aid (SFA) component. The purpose of the SFA component is to collect information about financial aid provided to various groups of undergraduate students and military/veteran educational benefits for all students at your institution.

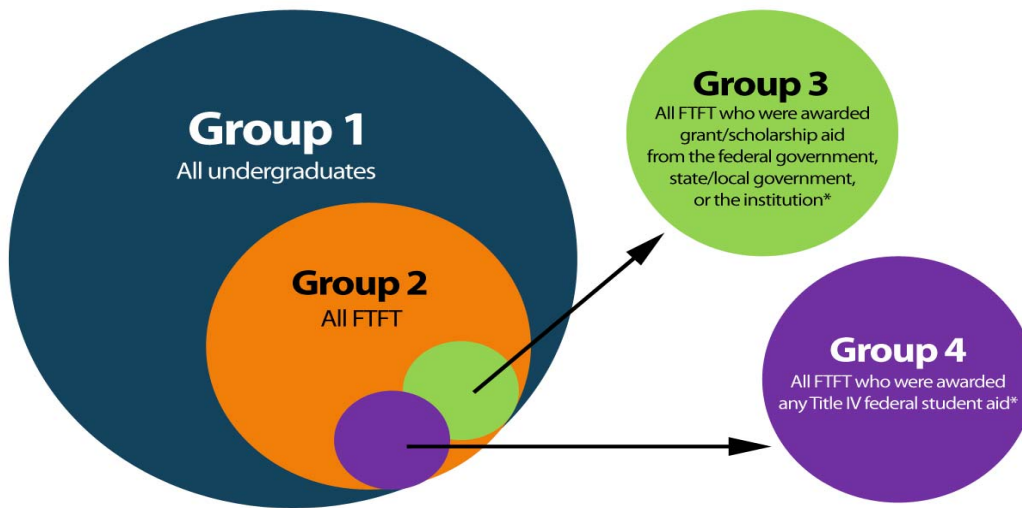
Changes to This Year's SFA Component

There were no changes implemented for the 2015-16 data collection period.

Data Reporting Reminders**Undergraduate Student Groups**

You will be asked to report information for different groups of students.

- **Group 1:** All undergraduate students
- **Group 2:** Of Group 1, full-time, first-time degree/certificate-seeking students
- **Group 3:** Of Group 2, students who paid the in-state/in-district tuition rate and were awarded any grant/scholarship aid from the federal government, state/local government, or the institution
- **Group 4:** Of Group 2, students who paid the in-state/in-district tuition rate and were awarded any Title IV federal student aid



*For public institutions, include only those students paying the in-state or in-district tuition rate. For program reporters, include only those students enrolled in the institution's largest program.

COA Revisions

Revisions to Cost of Attendance used to calculate the net price of attendance can be made in this component.

Consult the instructions and screens to make sure you are reporting the correct aid amounts for the correct groups of students.

College Affordability and Transparency Lists

Net price amounts calculated in SFA will be used to populate the Department's College Affordability and Transparency lists.

Interactive Edits and Error Messages

SFA contains interactive edits that will check for blank fields, invalid values, or values that fall outside expected ranges. Some error messages will require you to confirm or explain the values that you entered. Some error messages are fatal and will require you to contact the IPEDS Help Desk at 1-877-225-2568 for resolution.

Context Boxes

You will find optional text boxes throughout SFA. Context boxes allow you to provide more information about the data you enter. Some of these context boxes may be made available to the public on College Navigator, so make sure that the information you enter can be understood easily by students, parents, and the general public.

Resources

To download the survey materials for this component: [Survey Materials](#)

To access your prior year data submission for this component: [Reported Data](#)


Institution: University of Missouri-Columbia (178396)

User ID: 29C0011

Section 1: Part A**Part A - Establish Your Groups**

Part A establishes the number of students in various groups. Note that the numbers on this screen will be carried forward to other parts of the Student Financial Aid component.

In the fields below, report the number of students in each of the following groups.

		 Fall 2014	YOUR PRIOR YEAR DATA Fall 2013
01	Group 1 All <u>undergraduate</u> students	27,642	26,928
02	Group 2 Of those in Group 1, those who are <u>full-time</u> , <u>first-time</u> degree/certificate-seeking	6,408	6,060
02a	Of those in Group 2, those who were awarded any <u>Federal Work Study</u> , <u>loans to students</u> , or grant or scholarship aid from the federal government, state/local government, the institution, or other sources known to the institution	5,305	4,937
02b	Of those in Group 2, those who were awarded any <u>loans to students</u> or grant or scholarship aid from the federal government, state/local government, or the institution	5,186	4,805
03	Group 3 Of those in Group 2, those who paid the in-state or in-district tuition rate and were awarded grant or scholarship aid from the federal government, state/local government, or the institution	2,812	2,654
04	Group 4 Of those in Group 2, those who paid the in-state or in-district tuition rate and were awarded any <u>Title IV federal student aid</u>	2,169	2,113

Institution: University of Missouri-Columbia (178396)

User ID: 29C0011

Section 1: Part B

Part B - Enter Information About Group 1

Part B includes information about Group 1. Group 1 students are all undergraduate students enrolled in Fall 2014.


For this part, report:

For These Students	The Following Type(s) of Aid	Awarded in This Period
<ul style="list-style-type: none"> All undergraduate students enrolled in Fall 2014 	<ul style="list-style-type: none"> Grant or scholarship aid from the federal government Grant or scholarship aid from state/local government Grant or scholarship aid from the institution Grant or scholarship aid from other sources known to the institution Loans to students from the federal government 	<ul style="list-style-type: none"> Any time during academic year 2014-15

In the fields below, report the number of Group 1 students and the total amount of aid awarded to these students for each type of aid.

Information from Part A:	Fall 2014
Group 1 All undergraduate students (This number is carried forward from Part A, Line 01.)	27,642

Aid Type	2014-15			
	Number of Group 1 students who were awarded aid	Percentage of Group 1 students who were awarded aid	Total amount of aid awarded to Group 1 students	Average amount of aid awarded to Group 1 students
01 Grant or scholarship aid from the federal government, state/local government, the institution, and other sources known to the institution	16,654	60	133,653,983	8,025
02 Pell grants	5,758	21	22,963,191	3,988
03 Federal student loans	12,620	46	82,045,348	6,501

 You may use the space below to provide context for data you've reported above. These context notes may be posted on the College Navigator website and should be written to be understood by students and parents.

Institution: University of Missouri-Columbia (178396)

User ID: 29C0011

Section 1: Part C, Page 1

Part C, Page 1 - Enter Information about Group 2

Part C includes information about Group 2. Group 2 students are all full-time, first-time degree/certificate-seeking undergraduate students enrolled in Fall 2014.

In the fields below, report the number of Group 2 students paying in-district, in-state, and out-of-state tuition rates. If your institution does not offer different rates, report all students as paying in-state tuition rates.

Information from Part A:			Fall 2014		
Group 2 Full-time, first-time degree/certificate-seeking undergraduates (This number is carried forward from Part A, Line 02)			6,408		
Group 2 students:			Fall 2014		YOUR PRIOR YEAR DATA
					Fall 2013
			Number of Group 2 students	Percentage of Group 2 students	Percentage of Group 2 students
01	01a	<u>paying in-district tuition rates</u>	0	0	0
	01b	<u>paying in-state tuition rates</u>	3,952	62	62
	01c	<u>paying out-of-state tuition rates</u>	2,456	38	38
	01d	Unknown (calculated value) This value is calculated using the following formula: [A02-(C01a+C01b+C01c)]	0	0	0

Institution: University of Missouri-Columbia (178396)

User ID: 29C0011

Section 1: Part C, Page 2

Part C, Page 2 - Enter Information about Group 2

Part C includes financial aid information about Group 2. Group 2 students are all full-time, first-time degree/certificate-seeking undergraduate students enrolled in Fall 2014.

For this part, report:


For These Students	The Following Type(s) of Aid	Awarded in This Period
<ul style="list-style-type: none"> Full-time, first-time degree/certificate-seeking undergraduate students enrolled in Fall 2014 	<ul style="list-style-type: none"> Grant or scholarship aid from the federal government Grant or scholarship aid from state/local government Grant or scholarship aid from the institution Loans to students from the federal government and from other sources, including private or other loans Do <u>not</u> include grant or scholarship aid from private or other sources Do <u>not</u> include PLUS loans or loans made to anyone other than the student 	<ul style="list-style-type: none"> Any time during academic year 2014-15 For program reporters, this is the aid year period from July 1, 2014 through June 30, 2015.

In the fields below, report the number of Group 2 students and the total amount of aid awarded to these students for each type of aid. Enter unduplicated student counts within a category (e.g., Pell grants). However, a student can appear in more than one aid category.

Information from Part A:	Fall 2014
Group 2 Full-time, first-time degree/certificate-seeking undergraduates (This number is carried forward from Part A, Line 02)	6,408
Group 2a Of those in Group 2, those who were awarded any Federal Work Study, loans to students, or grant or scholarship aid from the federal government, state/local government, the institution, or other sources known to the institution (This number is carried forward from Part A, Line 02a)	5,305
Group 2b Of those in Group 2, those who were awarded any loans to students or grant or scholarship aid from the federal government, state/local government, or the institution (This number is carried forward from Part A, Line 02b)	5,186
Group 3 Of those in Group 2, those who were awarded grant or scholarship aid from the federal government, state/local government, or the institution	2,812

Aid Type					YOUR PRIOR YEAR DATA
	Fall 2014				Fall 2013
Number of Group 2 students	Percentage of Group 2 students who	Total amount of aid awarded	Average amount of aid	Average amount of aid	

			who were awarded aid	were awarded aid	to Group 2 students	awarded to Group 2 students	awarded to Group 2 students
01	Grants or scholarships from the federal government, state/local government, or the institution		4,408	69	37,253,372	8,451	7,500
02	<u>Federal grants</u>		1,357	21	5,838,134	4,302	4,342
	02a	<u>Pell grants</u>	1,327	21	5,448,323	4,106	3,994
	02b	<u>Other federal grants</u>	385	6	389,811	1,012	1,510
03	<u>State/local government grants or scholarships (grants/scholarships/waivers)</u>		1,745	27	3,647,207	2,090	1,461
04	<u>Institutional grants or scholarships (scholarships/fellowships)</u>		4,191	65	27,768,031	6,626	5,743
05	<u>Loans to students</u>		3,152	49	22,251,243	7,059	7,309
	05a	Federal loans	3,090	48	17,311,423	5,602	5,753
	05b	Other loans (including private loans)	324	5	4,939,820	15,246	14,886

 You may use the space below to provide context for the data you've reported above. These context notes may be posted on the College Navigator website and should be written to be understood by students and parents. For example, institutions may report here other sources of private aid not included in the categories above.

Institution: University of Missouri-Columbia (178396)

User ID: 29C0011

Section 1: Comparison Chart**Comparison Chart**

Based on the information reported on the previous screens for Group 1 (all undergraduates) and Group 2 (full-time, first-time degree/certificate-seeking undergraduates), this comparison chart seeks to help institutions check their reported data. Assuming that the information on Groups 1 and 2 are correct, then the calculated fields for 'All Other Undergraduates' should be the balance (Group 1 minus Group 2). If the balance does not check with your institution's calculations, please correct your reported numbers for Groups 1 and 2 before moving forward with the completion of the SFA survey component.

Note: Data for the 'All Other Undergraduates' will appear in the IPEDS Data Center for data users, but not in College Navigator.

		Number of students	Pell grants	Federal Student Loans
01	Group 1 (all undergraduates)	27,642		
02	Number of students who were awarded aid		5,758	12,620
03	Percentage who were awarded aid		21	46
04	Total amount of aid awarded		22,963,191	82,045,348
05	Average amount of aid awarded		3,988	6,501
06	Group 2 (Full-time first-time undergraduates)	6,408		
07	Number of students who were awarded aid		1,327	3,090
08	Percentage who were awarded aid		21	48
09	Total amount of aid awarded		5,448,323	17,311,423
10	Average amount of aid awarded		4,106	5,602
11	All other undergraduates (Line 01 - Line 06)	21,234		
12	Number of students who were awarded aid (Line 02 - Line 07)		4,431	9,530
13	Percentage who were awarded aid (Line 12 / Line 11)		21	45
14	Total amount of aid awarded (Line 04 - Line 09)		17,514,868	64,733,925
15	Average amount of aid awarded (Line 14 / Line 12)		3,953	6,793

Institution: University of Missouri-Columbia (178396)

User ID: 29C0011

Section 1: Cost of Attendance

Cost of attendance for full-time, first-time undergraduate students:

Please enter the amounts requested below. These data will be made available to the public on College Navigator. If your institution participates in any Title IV programs (Pell, Stafford, etc.), you must complete all information. *Estimates of expenses for books and supplies, room and board, and other expenses are those from the **Cost of Attendance report** used by the financial aid office in determining financial need. Please talk to your financial aid office to get these numbers, to ensure that you are reporting correctly.*

These numbers are carried forward from Institutional Characteristics and should only be changed if an error was made in the reporting.

Charges for full academic year	2012-13	2013-14	2014-15
--------------------------------	---------	---------	---------

Published tuition and required fees:

<u>In-district</u>			
Tuition	8,082	8,220	8,220
Required fees	1,175	1,195	1,213
Tuition + fees total	9,257	9,415	9,433
<u>In-state</u>			
Tuition	8,082	8,220	8,220
Required fees	1,175	1,195	1,213
Tuition + fees total	9,257	9,415	9,433
<u>Out-of-state</u>			
Tuition	22,191	22,569	23,247
Required fees	1,175	1,195	1,213
Tuition + fees total	23,366	23,764	24,460
<u>Books and supplies</u>	930	946	1,114

On-campus:

<u>Room and board</u>	8,944	9,286	9,386
<u>Other expenses</u>	3,256	3,296	3,664
Room and board and other expenses	12,200	12,582	13,050

Off-campus (not with family):

<u>Room and board</u>	<input type="text"/>	<input type="text"/>	9,386
<u>Other expenses</u>	<input type="text"/>	<input type="text"/>	3,664
Room and board and other expenses	0	0	13,050

Off-campus (with family):

<u>Other expenses</u>	<input type="text"/>	<input type="text"/>	3,664
-----------------------	----------------------	----------------------	-------

Institution: University of Missouri-Columbia (178396)

User ID: 29C0011

Section 1: Part D

Part D - Enter Information about Group 3


Part D includes financial aid information about Group 3. Group 3 students are all full-time, first-time degree/certificate-seeking undergraduate students enrolled in Fall 2014 who paid the in-state or in-district tuition rate and were awarded grant or scholarship aid from the following sources: the federal government, state/local government, or the institution. The information you report in this part will be used in Part F to calculate average institutional net price.

For this part report:

For These Students	The Following Type(s) of Aid	Awarded in This Period
<ul style="list-style-type: none"> Full-time, first-time degree/certificate-seeking undergraduate students enrolled in Fall 2014 who paid the in-state or in-district tuition rate and were awarded grant or scholarship aid from the following sources: the federal government, state/local government, or the institution Do <u>not</u> include students who were awarded only grant or scholarship aid from private or other sources, or students who were awarded only non-grant aid 	<ul style="list-style-type: none"> Grant or scholarship aid from the federal government Grant or scholarship aid from state/local government Grant or scholarship aid from the institution Do <u>not</u> include grant or scholarship aid from private or other sources 	<ul style="list-style-type: none"> Any time during academic year 2014-15

In the fields below, report the number of Group 3 students with each type of living arrangement and the total amount of grant or scholarship aid from the federal government, state/local government, or the institution awarded to these students.

Information from Part A:			YOUR PRIOR YEAR DATA 2012-2013	YOUR PRIOR YEAR DATA 2013-2014	2014-2015
Group 3 Full-time, first-time degree/certificate-seeking undergraduate students who paid the in-state or in-district tuition rate and were awarded grant or scholarship aid from the following sources: the federal government, state/local government, or the institution (This number is carried forward from Part A, Line 03)			3,095	2,654	2,812
01	Report the number of Group 3 students with the following living arrangements:		YOUR PRIOR YEAR DATA 2012-13	YOUR PRIOR YEAR DATA 2013-14	2014-15
	01a	<u>On-campus</u>	3,095	2,259	2,346
	01b	<u>Off-campus (with family)</u>	0	0	97
	01c	<u>Off-campus (not with family)</u>	0	0	81
	01d	Unknown (calculated) This value is calculated using the following formula: [A03-(D01a+D01b+D01c)]	0	395	288
02	Report the total amount of grant or scholarship aid from the federal government, state/local government, or the institution awarded to Group 3 students		17,031,771	16,112,623	20,273,254

03	Average grant or scholarship aid from the federal government, state/local government, or the institution awarded to Group 3 students (calculated value). This value is calculated using the following formula: [D02/A03]	5,503	6,071	 7,210
----	---	-------	-------	---

You may use the space below to provide context for the data you've reported above.

Institution: University of Missouri-Columbia (178396)

User ID: 29C0011

Section 1: Part E

Part E – Enter Information about Group 4

Part E includes financial aid information about Group 4. Group 4 students are all full-time, first-time degree/certificate-seeking undergraduate students enrolled in Fall 2014 who paid the in-state or in-district tuition rate and were awarded any Title IV federal student aid, including federal grants or federal student loans. The information you report in this part will be used in Part G to calculate average institutional net price by income level.

For this part, report:

For These Students	The Following Type(s) of Aid	Awarded in This Period
<ul style="list-style-type: none"> Full-time, first-time degree/certificate-seeking undergraduate students enrolled in Fall 2014 who paid the in-state or in-district tuition rate and were awarded any Title IV federal student aid 	<ul style="list-style-type: none"> Grant or scholarship aid from: <ul style="list-style-type: none"> federal government state/local government institution Do <u>not</u> include: <ul style="list-style-type: none"> grant or scholarship aid from private or other sources loan amounts Federal Work Study amounts 	<ul style="list-style-type: none"> Any time during academic year 2014-15

In the fields below, report the number of Group 4 students with each type of living arrangement and the total amount of grant or scholarship aid from the federal government, state/local government, or the institution awarded to these students by income level.

Information from Part A:

2012-13

2013-14

2014-15

Group 4

Full-time, first-time degree/certificate-seeking undergraduate students who paid the in-state or in-district tuition rate and were awarded any Title IV federal student aid
(This number is carried forward from Part A, Line 04)

2,339

2,113

2,169

01	Report the number of Group 4 students with the following living arrangements:	YOUR PRIOR YEAR DATA	YOUR PRIOR YEAR DATA	
		2012-13	2013-14	2014-15
	01a <u>On-campus</u>	2,339	2,113	2,027
	01b <u>Off-campus (with family)</u>	0	0	69
	01c <u>Off-campus (not with family)</u>	0	0	72
	01d Unknown (calculated) This value is calculated using the formula: [A04-(E01a+E01b+E01c)]	0	0	1
	Number of students who were awarded any Title IV aid (Group 4)	Of those in Column 1, the number who were awarded any grant or scholarship aid from the following sources: the federal government, state/local government, or the institution	Of those in Column 1, the total amount of grant or scholarship aid awarded from the following sources: the federal government, state/local government, or the institution	Average amount of federal, state/local, and institutional grant or scholarship aid awarded to Group 4 students
		2012-13		

			Col. 1	Col. 2	Col. 3	Col. 4
02	Income level					
	02a	\$0-30,000	444	442	4,287,415	9,656
	02b	\$30,001-48,000	332	332	2,854,444	8,598
	02c	\$48,001-75,000	435	419	2,772,187	6,373
	02d	\$75,001-110,000	488	398	1,595,264	3,269
	02e	\$110,001 and more	640	390	1,230,611	1,923
	02f	Total all income levels	2,339	1,981	12,739,921	5,447
			2013-14			
			Col. 1	Col. 2	Col. 3	Col. 4
03	Income level					
	03a	\$0-30,000	378	376	3,745,153	9,908
	03b	\$30,001-48,000	296	295	2,689,161	9,085
	03c	\$48,001-75,000	411	396	2,879,810	7,007
	03d	\$75,001-110,000	419	325	1,628,790	3,887
	03e	\$110,001 and more	609	324	1,110,723	1,824
	03f	Total all income levels	2,113	1,716	12,053,637	5,705
			2014-15			
			Col. 1	Col. 2	Col. 3	Col. 4
04	Income level					
	04a	\$0-30,000	378	378	4,310,113	11,402
	04b	\$30,001-48,000	300	299	3,062,280	10,208
	04c	\$48,001-75,000	392	388	3,222,524	8,221
	04d	\$75,001-110,000	402	305	1,638,525	4,076
	04e	\$110,001 and more	697	364	1,640,444	2,354
	04f	Total all income levels	2,169	1,734	13,873,886	6,396

You may use the space below to provide context for the data you've reported above.

Institution: University of Missouri-Columbia (178396)

User ID: 29C0011

Section 1: Part F

Part F – Net Price Calculation for Group 3

The following net price calculation is based on information that your institution reported in the Institutional Characteristics component and the Student Financial Aid component. For more information about the data your institution reported in the Institutional Characteristics component, please contact your institution's IPEDS Keyholder.


		YOUR PRIOR YEAR DATA	YOUR PRIOR YEAR DATA	2014-15
		2012-13	2013-14	
Components of cost of attendance				
01	Published <u>tuition</u> and <u>required fees</u> (lower of in-district or in-state)	9,257	9,415	9,433
02	<u>Books and supplies</u>	930	946	1,114
03	<u>Room and board</u> and <u>other expenses</u> by living arrangement			
	03a <u>On-campus</u>	12,200	12,582	13,050
	03b <u>Off-campus (with family)</u>			3,664
	03c <u>Off-campus (not with family)</u>	0	0	13,050
04	Number of Group 3 students by living arrangement			
	04a <u>On-campus</u>	3,095	2,259	2,346
	04b <u>Off-campus (with family)</u>	0	0	97
	04c <u>Off-campus (not with family)</u>	0	0	81
	04d Unknown	0	395	288
05	Weighted average for room and board and other expenses by living arrangement (excluding unknown values) See instructions for the formula for this calculation	12,200	12,582	12,689
06	Total cost of attendance This value is calculated using the following formula: [F01+F02+F05]	22,387	22,943	23,236
07	Average amount of grant or scholarship aid awarded to Group 3 students from the following sources: the federal government, state/local government, and the institution	5,503	6,071	7,210
08	Average institutional net price for Group 3 students This value is calculated using the following formula: [F06-F07]	16,884	16,872	16,026

As required by the Higher Education Opportunity Act of 2008, these amounts will be posted on the U.S. Department of Education's College Navigator website and used in the U.S. Department of Education's College Affordability and Transparency Lists.

Do you wish to provide additional context notes?

No

Yes

 You may use the space below to **provide context** for these data. These context notes may be posted on the College Navigator website and should be written to be understood by students and parents.

Institution: University of Missouri-Columbia (178396)

User ID: 29C0011

Section 1: Part G

Part G – Net Price Calculation for Group 4

The following net price calculation is based on information that your institution reported in the Institutional Characteristics component and the Student Financial Aid component. For more information about the data your institution reported in the Institutional Characteristics component, please contact your institution's IPEDS Keyholder.

		YOUR PRIOR YEAR DATA 2012-13	YOUR PRIOR YEAR DATA 2013-14	2014-15
Components of cost of attendance				
01	Published <u>tuition</u> and <u>required fees</u> (lower of in-district or in-state)	9,257	9,415	9,433
02	<u>Books and supplies</u>	930	946	1,114
03	<u>Room and board</u> and <u>other expenses</u> by living arrangement			
03a	<u>On-campus</u>	12,200	12,582	13,050
03b	<u>Off-campus (with family)</u>			3,664
03c	<u>Off-campus (not with family)</u>	0	0	13,050
04	Number of Group 4 students by living arrangement			
04a	<u>On-campus</u>	2,339	2,113	2,027
04b	<u>Off-campus (with family)</u>	0	0	69
04c	<u>Off-campus (not with family)</u>	0	0	72
04d	Unknown	0	0	1
05	Weighted average for room and board and other expenses by living arrangement (excluding unknown values) See instructions for the formula for this calculation	12,200	12,582	12,751
06	Total cost of attendance by income level This value is calculated using the following formula: [G01+G02+G05]	22,387	22,943	23,298
07	Average amount of grant or scholarship aid awarded to Group 4 students from the following sources: the federal government, state/local government, and the institution	5,447	5,705	6,396
07a	\$0-30,000	9,656	9,908	11,402
07b	\$30,001-48,000	8,598	9,085	10,208
07c	\$48,001-75,000	6,373	7,007	8,221
07d	\$75,001-110,000	3,269	3,887	4,076
07e	\$110,001 and more	1,923	1,824	2,354
08	Average institutional <u>net price</u> for Group 4 students This value is calculated using the following formula: [G06-G07]			
08a	\$0-30,000	12,731	13,035	11,896
08b	\$30,001-48,000	13,789	13,858	13,090
08c	\$48,001-75,000	16,014	15,936	15,077
08d	\$75,001-110,000	19,118	19,056	19,222
08e	\$110,001 and more	20,464	21,119	20,944

As required by the Higher Education Opportunity Act of 2008, these amounts will be posted on the U.S. Department of Education's College Navigator website.

Do you wish to provide additional context notes?

No

Yes

 You may use the space below to **provide context** for these data. These context notes may be posted on the College Navigator website and should be written to be understood by students and parents.

Institution: University of Missouri-Columbia (178396)

User ID: 29C0011

Section 2: Military Servicemembers and Veteran's Benefits**Section 2: Military Servicemembers and Veteran's Benefits**

IMPORTANT NOTE: Report for **Post-9/11 GI Bill Benefits: July 1, 2014 - June 30, 2015** and Report for **Department of Defense Tuition Assistance Program: October 1, 2014 - September 30, 2015**

- Report the total number of student recipients and the total dollar amounts for each program.
- Student recipients can also include eligible dependents.
- Consult with your campus certifying official, who may not be in the student financial aid office.
- For Post-9/11 GI Bill Benefits, do not include the matching institutional aid provided through the Yellow Ribbon Program if your school participated.
- Information reported to IPEDS is only what is known to the institution.
- Enter zero (0) if your institution did not have beneficiaries for that student level or program. Please do not leave a cell blank.

Type of benefit/assistance	Number of students receiving benefits/assistance	Total dollar amount of benefits/assistance awarded through the institution	Average dollar amount of benefits/assistance awarded through the institution
<u>Post-9/11 GI Bill Benefits</u>			
Undergraduate students	329	3,077,212	9,353
Graduate students	77	776,035	10,078
Total	406	3,853,247	9,491
<u>Department of Defense Tuition Assistance Program</u>			
Undergraduate students	61	181,529	2,976
Graduate students	15	33,625	2,242
Total	76	215,154	2,831

Institution: University of Missouri-Columbia (178396)

User ID: 29C0011

Summary**IPEDS Student Financial Aid (SFA) Survey Summary**

IPEDS collects important information regarding your institution. All data reported in IPEDS survey components become available in the IPEDS Data Center and appear as aggregated data in various Department of Education reports. Additionally, some of the reported data appears specifically for your institution through the College Navigator website and is included in your institution's Data Feedback Report (DFR). The purpose of this summary is to provide you an opportunity to view some of the data that, when accepted through the IPEDS quality control process, will appear on the College Navigator website and/or your DFR. College Navigator is updated approximately three months after the data collection period closes and Data Feedback Reports will be available through the [Data Center](#) and sent to your institution's CEO in November 2016.

Please review your data for accuracy. If you have questions about the data displayed below after reviewing the data reported on the survey screens, please contact the IPEDS Help Desk at: 1-877-225-2568 or ipedshelp@rti.org.

Total grant aid received by all undergraduate students		\$133,653,983
Number of undergraduate students who received a Pell Grant		5,758
Percentage of FTFT students receiving any financial aid		83%
	Percentage of FTFT students receiving grant aid by type	Average amount of grant aid received by type
Total	69%	\$8,451
Federal Government	21%	\$4,302
Pell	21%	\$4,106
Other Federal	6%	\$1,012
State/Local Government	27%	\$2,090
Institutional	65%	\$6,626
	Percentage of FTFT students receiving loans by type	Average amount of loans received by type
Total	49%	\$7,059
Federal	48%	\$5,602
Non-federal	5%	\$15,246
Average net price for FTFT students who receive grant aid		\$16,026
Average net price for FTFT students who receive Title IV federal student aid		
\$0 – 30,000		\$11,896
\$30,001 – 48,000		\$13,090
\$48,001 – 75,000		\$15,077
\$75,001 – 110,000		\$19,222
\$110,001 and more		\$20,944

Military Servicemembers and Veteran's Benefits

	Number of students receiving benefits/assistance	Total dollar amount of benefits/assistance

			awarded through the institution
Post-9/11 GI Bill Benefits			
	Undergraduate students	329	\$3,077,212
	Graduate students	77	\$776,035
	Total	406	\$3,853,247
Department of Defense Tuition Assistance Program			
	Undergraduate students	61	\$181,529
	Graduate students	15	\$33,625
	Total	76	\$215,154

Institution: University of Missouri-Columbia (178396)

User ID: 29C0011

Edit Report

Student Financial Aid

University of Missouri-Columbia (178396)

Source	Description	Severity	Resolved	Options
--------	-------------	----------	----------	---------

Screen: Part C, Page 2 - Enter Information about Group 2

Screen Entry	The average amount of this type of aid awarded to Group 2 students is outside the expected range of between 1,208 and 1,812 when compared with the prior year value. Please check the number of students and the total amount of aid awarded to these students, and correct or explain the discrepant values. (Error #7147)	Explanation	Yes	
Reason:	A large federal grant in math in life science ended.			
Screen Entry	The average amount of this type of aid awarded to Group 2 students is outside the expected range of between 1,169 and 1,753 when compared with the prior year value. Please check the number of students and the total amount of aid awarded to these students, and correct or explain the discrepant values. (Error #7147)	Explanation	Yes	
Reason:	The increase is due to increase funding of two State grant/scholarship programs. Total amount of Bright Flight scholarships increased 39% and Access Missouri grants increased 60% from FY14.			

Screen: Cost of Attendance

Screen Entry	This field should not be left blank. Please correct your data or explain. (Error #7237)	Explanation	Yes	
Reason:	This matches 2013-14 IPEDS Institutional Characteristics.			
Screen Entry	This field should not be left blank. Please correct your data or explain. (Error #7237)	Explanation	Yes	
Reason:	This matches 2013-14 IPEDS Institutional Characteristics.			
Screen Entry	This field should not be left blank. Please correct your data or explain. (Error #7237)	Explanation	Yes	
Reason:	This matches 2013-14 IPEDS Institutional Characteristics.			

Screen: Part D - Enter Information about Group 3

Perform Edits	The values reported for the number of Group 3 students in 2014-15 and the total amount of aid they were awarded (Part D, line 02) make the average amount of aid awarded to these students outside the expected range of between 5,161 and 6,981 when compared with the prior year value. Please correct your data or explain. (Error #7319)	Explanation	Yes	
Reason:	Besides increases in State grant/scholarship programs and in Veteran's benefits, the Columbia campus has a new scholarship program, the Chancellors Award with a total award amount of \$2,447,250 for FY15.			
Related Screens:	Part D - Enter Information about Group 3			
Screen Entry	You reported zero for this value last year. Please confirm that the data reported for this year are correct. (Error #7177)	Confirmation	Yes	
Screen Entry	You reported zero for this value last year. Please confirm that the data reported for this year are correct. (Error #7177)	Confirmation	Yes	

Screen: Part E - Enter Information about Group 4

Screen Entry	You reported zero for this value last year. Please confirm that the data reported for this year are correct. (Error #7177)	Confirmation	Yes	
Screen Entry	You reported zero for this value last year. Please confirm that the data reported for this year are correct. (Error #7177)	Confirmation	Yes	