

## Student Financial Aid 2014-15

2013-14 Data

Institution: University of Missouri-Columbia (178396)

User ID: 29C0011

**Overview**

**IPEDS Student Financial Aid Component Overview**  
**Public Academic Reporters**

Welcome to the Student Financial Aid (SFA) component. The purpose of the SFA component is to collect information about financial aid provided to various groups of undergraduate students and military/veteran educational benefits for all students at your institution.

**Changes to This Year's SFA Component**

- New questions on military/veteran/eligible dependent students receiving benefits have been added. Total number and amount will be asked for both undergraduate and graduate students. Please work with your institutional representative who certifies such benefits. They may not be associated with the student financial aid office.

**Data Reporting Reminders****Undergraduate Student Groups**

You will be asked to report information for different groups of students.

- **Group 1:** All undergraduate students
- **Group 2:** Of Group 1, full-time, first-time degree/certificate-seeking students
- **Group 3:** Of Group 2, students who paid the in-state/in-district tuition rate and were awarded any grant/scholarship aid from the federal government, state/local government, or the institution
- **Group 4:** Of Group 2, students who paid the in-state/in-district tuition rate and were awarded any Title IV federal student aid

**COA Revisions**

Revisions to Cost of Attendance used to calculate the net price of attendance can be made in this component.

Consult the instructions and screens to make sure you are reporting the correct aid amounts for the correct groups of students.

**College Affordability and Transparency Lists**

Net price amounts calculated in SFA will be used to populate the Department's College Affordability and Transparency lists.

**Interactive Edits and Error Messages**

SFA contains interactive edits that will check for blank fields, invalid values, or values that fall outside expected ranges. Some error messages will require you to confirm or explain the values that you entered. Some error messages are fatal and will require you to contact the IPEDS Help Desk at 1-877-225-2568 for resolution.

**Context Boxes**

You will find optional text boxes throughout SFA. Context boxes allow you to provide more information about the data you enter. Some of these context boxes may be made available to the public on College Navigator, so make sure that the information you enter can be understood easily by students, parents, and the general public.

**Resources**

To download the survey materials for this component: [Survey Materials](#)

To access your prior year data submission for this component: [Reported Data](#)


Institution: University of Missouri-Columbia (178396)

User ID: 29C0011

**Section 1: Part A****Part A - Establish Your Groups**

Part A establishes the number of students in various groups. Note that the numbers on this screen will be carried forward to other parts of the Student Financial Aid component.

In the fields below, report the number of students in each of the following groups.

		 Fall 2013	<b>YOUR PRIOR YEAR DATA</b> Fall 2012
01	<b>Group 1</b> All <u>undergraduate</u> students	26,928	<b>26,960</b>
02	<b>Group 2</b> Of those in Group 1, those who are <u>full-time</u> , <u>first-time</u> degree/certificate-seeking	6,060	<b>6,378</b>
02a	Of those in Group 2, those who were awarded any <u>Federal Work Study</u> , <u>loans to students</u> , or grant or scholarship aid from the federal government, state/local government, the institution, or other sources known to the institution	4,937	<b>5,343</b>
02b	Of those in Group 2, those who were awarded any <u>loans to students</u> or grant or scholarship aid from the federal government, state/local government, or the institution	4,805	<b>5,234</b>
03	<b>Group 3</b> Of those in Group 2, those who paid the in-state or in-district tuition rate and were awarded grant or scholarship aid from the federal government, state/local government, or the institution	2,654	<b>3,095</b>
04	<b>Group 4</b> Of those in Group 2, those who paid the in-state or in-district tuition rate and were awarded any <u>Title IV federal student aid</u>	2,113	<b>2,339</b>

Institution: University of Missouri-Columbia (178396)

User ID: 29C0011

**Section 1: Part B**

**Part B - Enter Information About Group 1**

Part B includes information about Group 1. Group 1 students are all undergraduate students enrolled in Fall 2013.


For this part, report:

For These Students	The Following Type(s) of Aid	Awarded in This Period
<ul style="list-style-type: none"> <li>All undergraduate students enrolled in Fall 2013</li> </ul>	<ul style="list-style-type: none"> <li>Grant or scholarship aid from the federal government</li> <li>Grant or scholarship aid from state/local government</li> <li>Grant or scholarship aid from the institution</li> <li>Grant or scholarship aid from other sources known to the institution</li> <li>Loans to students from the federal government</li> </ul>	<ul style="list-style-type: none"> <li>Any time during academic year 2013-14</li> </ul>

In the fields below, report the number of Group 1 students and the total amount of aid awarded to these students for each type of aid.

Information from Part A:	Fall 2013
<b>Group 1</b> All undergraduate students (This number is carried forward from Part A, Line 01.)	26,928

Aid Type	2013-14			
	Number of Group 1 students who were awarded aid	Percentage of Group 1 students who were awarded aid	Total amount of aid awarded to Group 1 students	Average amount of aid awarded to Group 1 students
01 Grant or scholarship aid from the federal government, state/local government, the institution, and other sources known to the institution	16,225	60	117,785,621	7,260
02 Pell grants	5,756	21	22,653,456	3,936
03 Federal student loans	12,750	47	84,769,499	6,649

 You may use the space below to provide context for data you've reported above. These context notes may be posted on the College Navigator website and should be written to be understood by students and parents.

^
v
<
>

Institution: University of Missouri-Columbia (178396)

User ID: 29C0011

**Section 1: Part C, Page 1**

**Part C, Page 1 - Enter Information about Group 2**

Part C includes information about Group 2. Group 2 students are all full-time, first-time degree/certificate-seeking undergraduate students enrolled in Fall 2013.

**In the fields below, report the number of Group 2 students paying in-district, in-state, and out-of-state tuition rates. If your institution does not offer different rates, report all students as paying in-state tuition rates.**

Information from Part A:			Fall 2013		
<b>Group 2</b> Full-time, first-time degree/certificate-seeking undergraduates (This number is carried forward from Part A, Line 02)			6,060		
<b>Group 2 students:</b>			Fall 2013		YOUR PRIOR YEAR DATA
					Fall 2012
			Number of Group 2 students	Percentage of Group 2 students	Percentage of Group 2 students
01	01a	<u>paying in-district tuition rates</u>	0	0	0
	01b	<u>paying in-state tuition rates</u>	3,786	62	64
	01c	<u>paying out-of-state tuition rates</u>	2,274	38	36
	01d	Unknown (calculated value) This value is calculated using the following formula: [A02-(C01a+C01b+C01c)]	0	0	0

Institution: University of Missouri-Columbia (178396)

User ID: 29C0011

**Section 1: Part C, Page 2**

**Part C, Page 2 - Enter Information about Group 2**

Part C includes financial aid information about Group 2. Group 2 students are all full-time, first-time degree/certificate-seeking undergraduate students enrolled in Fall 2013.

For this part, report:


For These Students	The Following Type(s) of Aid	Awarded in This Period
<ul style="list-style-type: none"> <li>Full-time, first-time degree/certificate-seeking undergraduate students enrolled in Fall 2013</li> </ul>	<ul style="list-style-type: none"> <li>Grant or scholarship aid from the federal government</li> <li>Grant or scholarship aid from state/local government</li> <li>Grant or scholarship aid from the institution</li> <li>Loans to students from the federal government and from other sources, including private or other loans</li> <li>Do <u>not</u> include grant or scholarship aid from private or other sources</li> <li>Do <u>not</u> include PLUS loans or loans made to anyone other than the student</li> </ul>	<ul style="list-style-type: none"> <li>Any time during academic year 2013-14</li> <li>For program reporters, this is the aid year period from July 1, 2013 through June 30, 2014.</li> </ul>

In the fields below, report the number of Group 2 students and the total amount of aid awarded to these students for each type of aid. Enter unduplicated student counts within a category (e.g., Pell grants). However, a student can appear in more than one aid category.

Information from Part A:	Fall 2013
<b>Group 2</b> Full-time, first-time degree/certificate-seeking undergraduates (This number is carried forward from Part A, Line 02)	6,060
<b>Group 2a</b> Of those in Group 2, those who were awarded any Federal Work Study, loans to students, or grant or scholarship aid from the federal government, state/local government, the institution, or other sources known to the institution (This number is carried forward from Part A, Line 02a)	4,937
<b>Group 2b</b> Of those in Group 2, those who were awarded any loans to students or grant or scholarship aid from the federal government, state/local government, or the institution (This number is carried forward from Part A, Line 02b)	4,805
<b>Group 3</b> Of those in Group 2, those who were awarded grant or scholarship aid from the federal government, state/local government, or the institution	2,654

Aid Type	YOUR PRIOR YEAR DATA			
	Fall 2013			
	Number of Group 2 students	Percentage of Group 2 students who	Total amount of aid awarded	Average amount of aid
				Fall 2012 Average amount of aid

			who were awarded aid	were awarded aid	to Group 2 students	awarded to Group 2 students	awarded to Group 2 students
01	Grants or scholarships from the federal government, state/local government, or the institution		4,019	66	30,143,737	7,500	6,956
02	<u>Federal grants</u>		1,384	23	6,009,124	4,342	4,280
	02a	<u>Pell grants</u>	1,340	22	5,352,064	3,994	4,065
	02b	<u>Other federal grants</u>	435	7	657,060	1,510	715
03	<u>State/local government grants or scholarships (grants/scholarships/waivers)</u>		1,660	27	2,425,717	1,461	1,431
04	<u>Institutional grants or scholarships (scholarships/fellowships)</u>		3,780	62	21,708,896	5,743	5,437
05	<u>Loans to students</u>		3,119	51	22,797,234	7,309	6,817
	05a	Federal loans	3,062	51	17,616,965	5,753	5,921
	05b	Other loans (including private loans)	348	6	5,180,269	14,886	12,803

 You may use the space below to provide context for the data you've reported above. These context notes may be posted on the College Navigator website and should be written to be understood by students and parents. For example, institutions may report here other sources of private aid not included in the categories above.

Institution: University of Missouri-Columbia (178396)

User ID: 29C0011

**Section 1: Comparison Chart****Comparison Chart**

Based on the information reported on the previous screens for Group 1 (all undergraduates) and Group 2 (full-time, first-time degree/certificate-seeking undergraduates), this comparison chart seeks to help institutions check their reported data. Assuming that the information on Groups 1 and 2 are correct, then the calculated fields for 'All Other Undergraduates' should be the balance (Group 1 minus Group 2). If the balance does not check with your institution's calculations, please correct your reported numbers for Groups 1 and 2 before moving forward with the completion of the SFA survey component.

**Note:** Data for the 'All Other Undergraduates' will appear in the IPEDS Data Center for data users, but not in College Navigator.

		<b>Number of students</b>	<b>Pell grants</b>	<b>Federal Student Loans</b>
01	<b>Group 1 (all undergraduates)</b>	26,928		
02	Number of students who were awarded aid		5,756	12,750
03	Percentage who were awarded aid		21	47
04	Total amount of aid awarded		22,653,456	84,769,499
05	Average amount of aid awarded		3,936	6,649
06	<b>Group 2 (Full-time first-time undergraduates)</b>	6,060		
07	Number of students who were awarded aid		1,340	3,062
08	Percentage who were awarded aid		22	51
09	Total amount of aid awarded		5,352,064	17,616,965
10	Average amount of aid awarded		3,994	5,753
11	<b>All other undergraduates (Line 01 - Line 06)</b>	20,868		
12	Number of students who were awarded aid (Line 02 - Line 07)		4,416	9,688
13	Percentage who were awarded aid (Line 12 / Line 11)		21	46
14	Total amount of aid awarded (Line 04 - Line 09)		17,301,392	67,152,534
15	Average amount of aid awarded (Line 14 / Line 12)		3,918	6,932

Institution: University of Missouri-Columbia (178396)

User ID: 29C0011

**Section 1: Cost of Attendance**

**Cost of attendance for full-time, first-time undergraduate students:**

Please enter the amounts requested below. These data will be made available to the public on College Navigator. If your institution participates in any Title IV programs (Pell, Stafford, etc.), you must complete all information. *Estimates of expenses for books and supplies, room and board, and other expenses are those from the **Cost of Attendance report** used by the financial aid office in determining financial need. Please talk to your financial aid office to get these numbers, to ensure that you are reporting correctly.*

These numbers are carried forward from Institutional Characteristics and should only be changed if an error was made in the reporting.

Charges for full academic year	2011-12	2012-13	2013-14
--------------------------------	---------	---------	---------

**Published tuition and required fees:**

<u>In-district</u>			
Tuition	7,848	8,082	8,220
Required fees	1,141	1,175	1,195
Tuition + fees total	8,989	9,257	9,415
<u>In-state</u>			
Tuition	7,848	8,082	8,220
Required fees	1,141	1,175	1,195
Tuition + fees total	8,989	9,257	9,415
<u>Out-of-state</u>			
Tuition	20,643	22,191	22,569
Required fees	1,141	1,175	1,195
Tuition + fees total	21,784	23,366	23,764
<u>Books and supplies</u>	1,086	930	946

**On-campus:**

<u>Room and board</u>	8,643	8,944	9,286
<u>Other expenses</u>	3,156	3,256	3,296
Room and board and other expenses	11,799	12,200	12,582

**Off-campus (not with family):**

<u>Room and board</u>			
<u>Other expenses</u>			
Room and board and other expenses	0	0	0

**Off-campus (with family):**

<u>Other expenses</u>			
-----------------------	--	--	--



Institution: University of Missouri-Columbia (178396)

User ID: 29C0011

**Section 1: Part D**

**Part D - Enter Information about Group 3**

Part D includes financial aid information about Group 3. Group 3 students are all full-time, first-time degree/certificate-seeking undergraduate students enrolled in Fall 2013 who paid the in-state or in-district tuition rate and were awarded grant or scholarship aid from the following sources: the federal government, state/local government, or the institution. The information you report in this part will be used in Part F to calculate average institutional net price.

For this part report:

For These Students	The Following Type(s) of Aid	Awarded in This Period
<ul style="list-style-type: none"> <li>Full-time, first-time degree/certificate-seeking undergraduate students enrolled in Fall 2013 who paid the in-state or in-district tuition rate and were awarded grant or scholarship aid from the following sources: the federal government, state/local government, or the institution</li> <li>Do <u>not</u> include students who were awarded only grant or scholarship aid from private or other sources, or students who were awarded only non-grant aid</li> </ul>	<ul style="list-style-type: none"> <li>Grant or scholarship aid from the federal government</li> <li>Grant or scholarship aid from state/local government</li> <li>Grant or scholarship aid from the institution</li> <li>Do <u>not</u> include grant or scholarship aid from private or other sources</li> </ul>	<ul style="list-style-type: none"> <li>Any time during academic year 2013-14</li> </ul>

In the fields below, report the number of Group 3 students with each type of living arrangement and the total amount of grant or scholarship aid from the federal government, state/local government, or the institution awarded to these students.

Information from Part A:		YOUR PRIOR YEAR DATA 2011-2012	YOUR PRIOR YEAR DATA 2012-2013	2013-2014
<b>Group 3</b> Full-time, first-time degree/certificate-seeking undergraduate students who paid the in-state or in-district tuition rate and were awarded grant or scholarship aid from the following sources: the federal government, state/local government, or the institution (This number is carried forward from Part A, Line 03)		3,111	3,095	2,654
01	<b>Report the number of Group 3 students with the following living arrangements:</b>	<b>YOUR PRIOR YEAR DATA 2011-12</b>	<b>YOUR PRIOR YEAR DATA 2012-13</b>	<b>2013-14</b>
	01a <u>On-campus</u>	3,111	3,095	2,259
	01b <u>Off-campus (with family)</u>	0	0	0
	01c <u>Off-campus (not with family)</u>	0	0	0
	01d Unknown (calculated) This value is calculated using the following formula: [A03-(D01a+D01b+D01c)]	0	0	395
02	<b>Report the total amount of grant or scholarship aid from the federal government, state/local government, or the institution awarded to Group 3 students</b>	16,702,718	17,031,771	16,112,623

03	Average grant or scholarship aid from the federal government, state/local government, or the institution awarded to Group 3 students (calculated value). This value is calculated using the following formula: [D02/A03]	5,369	5,503	6,071
----	---	-------	-------	-------

You may use the space below to provide context for the data you've reported above.

Institution: University of Missouri-Columbia (178396)

User ID: 29C0011

**Section 1: Part E**

**Part E – Enter Information about Group 4**

Part E includes financial aid information about Group 4. Group 4 students are all full-time, first-time degree/certificate-seeking undergraduate students enrolled in Fall 2013 who paid the in-state or in-district tuition rate and were awarded any Title IV federal student aid, including federal grants or federal student loans. The information you report in this part will be used in Part G to calculate average institutional net price by income level.

For this part, report:

For These Students	The Following Type(s) of Aid	Awarded in This Period
<ul style="list-style-type: none"> <li>Full-time, first-time degree/certificate-seeking undergraduate students enrolled in Fall 2013 who paid the in-state or in-district tuition rate and were awarded any Title IV federal student aid</li> </ul>	<ul style="list-style-type: none"> <li>Grant or scholarship aid from:                             <ul style="list-style-type: none"> <li>federal government</li> <li>state/local government</li> <li>institution</li> </ul> </li> <li>Do <u>not</u> include:                             <ul style="list-style-type: none"> <li>grant or scholarship aid from private or other sources</li> <li>loan amounts</li> <li>Federal Work Study amounts</li> </ul> </li> </ul>	<ul style="list-style-type: none"> <li>Any time during academic year 2013-14</li> </ul>

In the fields below, report the number of Group 4 students with each type of living arrangement and the total amount of grant or scholarship aid from the federal government, state/local government, or the institution awarded to these students by income level.

**Information from Part A:**

2011-12                      2012-13                      2013-14

**Group 4**

Full-time, first-time degree/certificate-seeking undergraduate students who paid the in-state or in-district tuition rate and were awarded any Title IV federal student aid  
(This number is carried forward from Part A, Line 04)

2,480                      2,339                      2,113

01	Report the number of Group 4 students with the following living arrangements:	YOUR PRIOR YEAR DATA	YOUR PRIOR YEAR DATA	
		2011-12	2012-13	2013-14
	01a <u>On-campus</u>	2,480	2,339	2,113
	01b <u>Off-campus (with family)</u>	0	0	0
	01c <u>Off-campus (not with family)</u>	0	0	0
	01d      Unknown (calculated) This value is calculated using the formula: [A04-(E01a+E01b+E01c)]	0	0	0
	<b>Number of students who were awarded any Title IV aid (Group 4)</b>	<b>Of those in Column 1, the number who were awarded any grant or scholarship aid from the following sources: the federal government, state/local government, or the institution</b>	<b>Of those in Column 1, the total amount of grant or scholarship aid awarded from the following sources: the federal government, state/local government, or the institution</b>	<b>Average amount of grant or scholarship aid awarded to Group 4 students from the following sources: the federal government, state/local government, or the institution</b>
		2011-12		

			Col. 1	Col. 2	Col. 3	Col. 4
02	<b>Income level</b>					
	02a	\$0-30,000	470	469	4,526,987	9,632
	02b	\$30,001-48,000	333	331	2,822,314	8,475
	02c	\$48,001-75,000	457	439	2,616,544	5,725
	02d	\$75,001-110,000	550	447	1,781,209	3,239
	02e	\$110,001 and more	670	421	1,197,205	1,787
	02f	<b>Total all income levels</b>	2,480	2,107	12,944,259	5,219
<b>2012-13</b>						
			Col. 1	Col. 2	Col. 3	Col. 4
03	<b>Income level</b>					
	03a	\$0-30,000	444	442	4,287,415	9,656
	03b	\$30,001-48,000	332	332	2,854,444	8,598
	03c	\$48,001-75,000	435	419	2,772,187	6,373
	03d	\$75,001-110,000	488	398	1,595,264	3,269
	03e	\$110,001 and more	640	390	1,230,611	1,923
	03f	<b>Total all income levels</b>	2,339	1,981	12,739,921	5,447
<b>2013-14</b>						
			Col. 1	Col. 2	Col. 3	Col. 4
04	<b>? Income level</b>					
	04a	\$0-30,000	378	376	3,745,153	9,908
	04b	\$30,001-48,000	296	295	2,689,161	9,085
	04c	\$48,001-75,000	411	396	2,879,810	7,007
	04d	\$75,001-110,000	419	325	1,628,790	3,887
	04e	\$110,001 and more	609	324	1,110,723	1,824
	04f	<b>Total all income levels</b>	2,113	1,716	12,053,637	5,705

You may use the space below to provide context for the data you've reported above.

Institution: University of Missouri-Columbia (178396)

User ID: 29C0011

**Section 1: Part F**

**Part F – Net Price Calculation for Group 3**


The following net price calculation is based on information that your institution reported in the Institutional Characteristics component and the Student Financial Aid component. For more information about the data your institution reported in the Institutional Characteristics component, please contact your institution's IPEDS Keyholder.

		YOUR PRIOR YEAR DATA	YOUR PRIOR YEAR DATA	2013-14
		2011-12	2012-13	
<b>Components of cost of attendance</b>				
01	Published <u>tuition</u> and <u>required fees</u> (lower of in-district or in-state)	8,989	9,257	9,415
02	<u>Books and supplies</u>	1,086	930	946
03	<b><u>Room and board</u> and <u>other expenses</u> by living arrangement</b>			
	03a <u>On-campus</u>	11,799	12,200	12,582
	03b <u>Off-campus (with family)</u>			
	03c <u>Off-campus (not with family)</u>	0	0	0
04	<b>Number of Group 3 students by living arrangement</b>			
	04a <u>On-campus</u>	3,111	3,095	2,259
	04b <u>Off-campus (with family)</u>	0	0	0
	04c <u>Off-campus (not with family)</u>	0	0	0
	04d Unknown	0	0	395
05	<b>Weighted average for room and board and other expenses by living arrangement (excluding unknown values)</b> See instructions for the formula for this calculation	11,799	12,200	12,582
06	<b>Total cost of attendance</b> This value is calculated using the following formula: [F01+F02+F05]	21,874	22,387	22,943
07	<b>Average amount of grant or scholarship aid awarded to Group 3 students from the following sources: the federal government, state/local government, and the institution</b>	5,369	5,503	6,071
08	<b>Average institutional <u>net price</u> for Group 3 students</b> This value is calculated using the following formula: [F06-F07]	16,505	16,884	16,872

As required by the Higher Education Opportunity Act of 2008, these amounts will be posted on the U.S. Department of Education's College Navigator website and used in the U.S. Department of Education's College Affordability and Transparency Lists.

Do you wish to provide additional context notes?

Yes  No

 You may use the space below to **provide context** for these data. These context notes may be posted on the College Navigator website and should be written to be understood by students and parents.

Institution: University of Missouri-Columbia (178396)

User ID: 29C0011

**Section 1: Part G**

**Part G – Net Price Calculation for Group 4**


The following net price calculation is based on information that your institution reported in the Institutional Characteristics component and the Student Financial Aid component. For more information about the data your institution reported in the Institutional Characteristics component, please contact your institution's IPEDS Keyholder.

		YOUR PRIOR YEAR DATA 2011-12	YOUR PRIOR YEAR DATA 2012-13	2013-14
<b>Components of cost of attendance</b>				
01	Published <u>tuition</u> and <u>required fees</u> (lower of in-district or in-state)	8,989	9,257	9,415
02	<u>Books and supplies</u>	1,086	930	946
03	<b><u>Room and board</u> and <u>other expenses</u> by living arrangement</b>			
03a	<u>On-campus</u>	11,799	12,200	12,582
03b	<u>Off-campus (with family)</u>			
03c	<u>Off-campus (not with family)</u>	0	0	0
04	<b>Number of Group 4 students by living arrangement</b>			
04a	<u>On-campus</u>	2,480	2,339	2,113
04b	<u>Off-campus (with family)</u>	0	0	0
04c	<u>Off-campus (not with family)</u>	0	0	0
04d	Unknown	0	0	0
05	<b>Weighted average for room and board and other expenses by living arrangement (excluding unknown values)</b> See instructions for the formula for this calculation	11,799	12,200	12,582
06	<b>Total cost of attendance by income level</b> This value is calculated using the following formula: [G01+G02+G05]	21,874	22,387	22,943
07	<b>Average amount of grant or scholarship aid awarded to Group 4 students from the following sources: the federal government, state/local government, and the institution</b>	5,219	5,447	5,705
07a	<b>\$0-30,000</b>	9,632	9,656	9,908
07b	<b>\$30,001-48,000</b>	8,475	8,598	9,085
07c	<b>\$48,001-75,000</b>	5,725	6,373	7,007
07d	<b>\$75,001-110,000</b>	3,239	3,269	3,887
07e	<b>\$110,001 and more</b>	1,787	1,923	1,824
08	<b>Average institutional <u>net price</u> for Group 4 students</b> This value is calculated using the following formula: [G06-G07]			
08a	<b>\$0-30,000</b>	12,242	12,731	13,035
08b	<b>\$30,001-48,000</b>	13,399	13,789	13,858
08c	<b>\$48,001-75,000</b>	16,149	16,014	15,936
08d	<b>\$75,001-110,000</b>	18,635	19,118	19,056
08e	<b>\$110,001 and more</b>	20,087	20,464	21,119

As required by the Higher Education Opportunity Act of 2008, these amounts will be posted on the U.S. Department of Education's College Navigator website.

**Do you wish to provide additional context notes?**

Yes  No

 You may use the space below to **provide context** for these data. These context notes may be posted on the College Navigator website and should be written to be understood by students and parents.

Institution: University of Missouri-Columbia (178396)

User ID: 29C0011

**Section 2: Military Servicemembers and Veteran's Benefits****Section 2: Military Servicemembers and Veteran's Benefits**IMPORTANT NOTE: Report for **July 1, 2013-June 30, 2014**

- Report the total number of student recipients and the total dollar amounts for each program.
- Student recipients can also include eligible spouse or dependents.
- Consult with your campus certifying official, who may not be in the student financial aid office.
- For Post-9/11 GI Bill Benefits, do not include the matching institutional aid provided through the Yellow Ribbon Program if your school participated.
- Information reported to IPEDS is only what is known to the institution. Do not report benefits that were not awarded/certified through the institution.
- Enter zero (0) if your institution did not have beneficiaries for that student level or program. Please do not leave a cell blank.

Type of benefit/assistance	Number of students receiving benefits/assistance	Total dollar amount of benefits/assistance awarded through the institution
<u>Post-9/11 GI Bill Benefits</u>		
Undergraduate students	324	2,995,225
Graduate students	74	706,689
Total	398	3,701,914
<u>Department of Defense Tuition Assistance Program</u>		
Undergraduate students	112	338,818
Graduate students	0	0
Total	112	338,818



Institution: University of Missouri-Columbia (178396)

User ID: 29C0011

**Prepared by**

**This survey component was prepared by:**

<input checked="" type="radio"/>	Keyholder	<input type="radio"/>	SFA Contact	<input type="radio"/>	HR Contact
<input type="radio"/>	Finance Contact	<input type="radio"/>	Academic Library Contact	<input type="radio"/>	Other
Name:	<input type="text" value="Randy Sade"/>				
Email:	<input type="text" value="SadeR@umsystem.edu"/>				

How long did it take to prepare this survey component?	<input type="text" value="22"/>	hours	<input type="text" value="30"/>	minutes
--	---------------------------------	-------	---------------------------------	---------

The name of the preparer is being collected so that we can follow up with the appropriate person in the event that there are questions concerning the data. The Keyholder will be copied on all email correspondence to other preparers.

The time it took to prepare this component is being collected so that we can continue to improve our estimate of the reporting burden associated with IPEDS. Please include in your estimate the time it took for you to review instructions, query and search data sources, complete and review the component, and submit the data through the Data Collection System.

Thank you for your assistance.

Institution: University of Missouri-Columbia (178396)

User ID: 29C0011

**Summary****IPEDS Student Financial Aid (SFA) Survey Summary**

IPEDS collects important information regarding your institution. All data reported in IPEDS survey components become available in the IPEDS Data Center and appear as aggregated data in various Department of Education reports. Additionally, some of the reported data appears specifically for your institution through the College Navigator website and is included in your institution's Data Feedback Report (DFR). The purpose of this summary is to provide you an opportunity to view some of the data that, when accepted through the IPEDS quality control process, will appear on the College Navigator website and/or your DFR. College Navigator is updated approximately three months after the data collection period closes and Data Feedback Reports will be available through the [Data Center](#) and sent to your institution's CEO in November 2015.

Please review your data for accuracy. If you have questions about the data displayed below after reviewing the data reported on the survey screens, please contact the IPEDS Help Desk at: 1-877-225-2568 or [ipedshelp@rti.org](mailto:ipedshelp@rti.org).

Total grant aid received by all undergraduate students		\$117,785,621
Number of undergraduate students who received a Pell Grant		5,756
Percentage of FTFT students receiving any financial aid		81%
	Percentage of FTFT students receiving grant aid by type	Average amount of grant aid received by type
Total	66%	\$7,500
Federal Government	23%	\$4,342
Pell	22%	\$3,994
Other Federal	7%	\$1,510
State/Local Government	27%	\$1,461
Institutional	62%	\$5,743
	Percentage of FTFT students receiving loans by type	Average amount of loans received by type
Total	51%	\$7,309
Federal	51%	\$5,753
Non-federal	6%	\$14,886
Average net price for FTFT students who receive grant aid		\$16,872
Average net price for FTFT students who receive Title IV federal student aid		
\$0 – 30,000		\$13,035
\$30,001 – 48,000		\$13,858
\$48,001 – 75,000		\$15,936
\$75,001 – 110,000		\$19,056
\$110,001 and more		\$21,119

**Military Servicemembers and Veteran's Benefits**

	Number of students receiving benefits/assistance	Total dollar amount of benefits/assistance

			awarded through the institution
Post-9/11 GI Bill Benefits			
	Undergraduate students	324	\$2,995,225
	Graduate students	74	\$706,689
	Total	398	\$3,701,914
Department of Defense Tuition Assistance Program			
	Undergraduate students	112	\$338,818
	Graduate students	0	\$0
	Total	112	\$338,818

Institution: University of Missouri-Columbia (178396)

User ID: 29C0011

Edit Report

**Student Financial Aid**

University of Missouri-Columbia (178396)

Source	Description	Severity	Resolved	Options
--------	-------------	----------	----------	---------

**Screen: Part C, Page 2 - Enter Information about Group 2**

Screen Entry	The average amount of this type of aid awarded to Group 2 students is outside the expected range of between 572 and 858 when compared with the prior year value. Please check the number of students and the total amount of aid awarded to these students, and correct or explain the discrepant values. (Error #7147)	Explanation	Yes	
Reason:	Increase in other federal aid caused an increase in the amount of aid awarded.			