

Student Financial Aid 2013-14

2012-13 Data

Institution: University of Missouri-Columbia (178396)

User ID: 29C0011

Overview

IPEDS Student Financial Aid Component Overview
Public Academic Reporters

Welcome to the Student Financial Aid (SFA) component of the U.S. Department of Education's Integrated Postsecondary Education Data System (IPEDS). The purpose of the SFA component is to collect information about financial aid provided to various groups of undergraduate students at your institution.

Changes to This Year's SFA Component

- Revisions to Cost of Attendance used to calculate the Net Price of Attendance can now be made in this component.

Data Reporting Reminders**Groups**

Throughout this component, you will be asked to report information for different groups of students.

- **Group 1:** All undergraduate students
- **Group 2:** Of Group 1, full-time, first-time degree/certificate-seeking students
- **Group 3:** Of Group 2, students who paid the in-state/in-district tuition rate and were awarded any grant/scholarship aid from the federal government, state/local government, or the institution
- **Group 4:** Of Group 2, students who paid the in-state/in-district tuition rate and were awarded any Title IV federal student aid

Consult the instructions and screens to make sure you are reporting the correct aid amounts for the correct groups of students.

College Affordability and Transparency Lists

Net price amounts calculated in SFA will be used to populate the Department's College Affordability and Transparency lists.

Interactive Edits and Error Messages

SFA contains interactive edits that will check for blank fields, invalid values, or values that fall outside expected ranges. Some error messages will require you to confirm or explain the values that you entered. Some error messages are fatal and will require you to contact the IPEDS Help Desk at 1-877-225-2568 for resolution.

Context Boxes

You will find optional text boxes throughout SFA. Context boxes allow you to provide more information about the data you enter. Some of these context boxes may be made available to the public on College Navigator, so make sure that the information you enter can be understood easily by students, parents, and the general public.

Resources

To download the survey materials for this component: [Survey Materials](#)

To access your prior year data submission for this component: [Reported Data](#)

If you have questions about completing this component, please contact the **IPEDS Help Desk at 1-877-225-2568**.


Institution: University of Missouri-Columbia (178396)

User ID: 29C0011

Part A**Part A - Establish Your Groups**

Part A establishes the number of students in various groups. Note that the numbers on this screen will be carried forward to other parts of the Student Financial Aid component.

In the fields below, report the number of students in each of the following groups.

		 Fall 2012	YOUR PRIOR YEAR DATA Fall 2011
01.	Group 1 All <u>undergraduate</u> students	<input type="text" value="26,960"/>	25,992
02.	Group 2 Of those in Group 1, those who are <u>full-time, first-time</u> degree/certificate-seeking	<input type="text" value="6,378"/>	6,051
	02a. Of those in Group 2, those who were awarded any <u>Federal Work Study, loans to students</u> , or grant or scholarship aid from the federal government, state/local government, the institution, or other sources known to the institution	<input type="text" value="5,343"/>	5,075
	02b. Of those in Group 2, those who were awarded any <u>loans to students</u> or grant or scholarship aid from the federal government, state/local government, or the institution	<input type="text" value="5,234"/>	4,973
03.	Group 3 Of those in Group 2, those who paid the in-state or in-district tuition rate and were awarded grant or scholarship aid from the federal government, state/local government, or the institution	<input type="text" value="3,095"/>	3,111
04.	Group 4 Of those in Group 2, those who paid the in-state or in-district tuition rate and were awarded any <u>Title IV federal student aid</u>	<input type="text" value="2,339"/>	2,480

Institution: University of Missouri-Columbia (178396)

User ID: 29C0011

Part B

Part B - Enter Information About Group 1

Part B includes information about Group 1. Group 1 students are all undergraduate students enrolled in Fall 2012.


For this part, report:

For These Students	The Following Type(s) of Aid	Awarded in This Period
<ul style="list-style-type: none"> All undergraduate students enrolled in Fall 2012 	<ul style="list-style-type: none"> Grant or scholarship aid from the federal government Grant or scholarship aid from state/local government Grant or scholarship aid from the institution Grant or scholarship aid from other sources known to the institution Loans to students from the federal government 	<ul style="list-style-type: none"> Any time during academic year 2012-13

In the fields below, report the number of Group 1 students and the total amount of aid awarded to these students for each type of aid.

Information from Part A:	Fall 2012
Group 1 All undergraduate students (This number is carried forward from Part A, Line 01.)	26,960

Aid Type	2012-13			
	Number of Group 1 students who were awarded aid	Percentage of Group 1 students who were awarded aid	Total amount of aid awarded to Group 1 students	Average amount of aid awarded to Group 1 students
01. Grant or scholarship aid from the federal government, state/local government, the institution, and other sources known to the institution	16,575	61	115,490,909	6,968
02. Pell grants	5,823	22	22,727,056	3,903
03. Federal student loans	13,113	49	87,798,382	6,696

 You may use the space below to provide context for data you've reported above. These context notes may be posted on the College Navigator website and should be written to be understood by students and parents.

Institution: University of Missouri-Columbia (178396)

User ID: 29C0011

Part C, Page 1

Part C, Page 1 - Enter Information about Group 2

Part C includes information about Group 2. Group 2 students are all full-time, first-time degree/certificate-seeking undergraduate students enrolled in Fall 2012.

In the fields below, report the number of Group 2 students paying in-district, in-state, and out-of-state tuition rates. If your institution does not offer different rates, report all students as paying in-state tuition rates.

Information from Part A:			Fall 2012		
Group 2 Full-time, first-time degree/certificate-seeking undergraduates (This number is carried forward from Part A, Line 02)			6,378		
Group 2 students:			Fall 2012		YOUR PRIOR YEAR DATA
			Number of Group 2 students	Percentage of Group 2 students	Fall 2011 Percentage of Group 2 students
01.	01a.	<u>paying in-district tuition rates</u>	<input type="text" value="0"/>	0	0
	01b.	<u>paying in-state tuition rates</u>	<input type="text" value="4,103"/>	64	69
	01c.	<u>paying out-of-state tuition rates</u>	<input type="text" value="2,275"/>	36	31
	01d.	Unknown (calculated value) This value is calculated using the following formula: [A02-(C01a+C01b+C01c)]	0	0	0

Institution: University of Missouri-Columbia (178396)

User ID: 29C0011

Part C, Page 2

Part C, Page 2 - Enter Information about Group 2

Part C includes financial aid information about Group 2. Group 2 students are all full-time, first-time degree/certificate-seeking undergraduate students enrolled in Fall 2012.

For this part, report:


For These Students	The Following Type(s) of Aid	Awarded in This Period
<ul style="list-style-type: none"> Full-time, first-time degree/certificate-seeking undergraduate students enrolled in Fall 2012 	<ul style="list-style-type: none"> Grant or scholarship aid from the federal government Grant or scholarship aid from state/local government Grant or scholarship aid from the institution Loans to students from the federal government and from other sources, including private or other loans Do <u>not</u> include grant or scholarship aid from private or other sources Do <u>not</u> include PLUS loans or loans made to anyone other than the student 	<ul style="list-style-type: none"> Any time during academic year 2012-13 For program reporters, this is the aid year period from July 1, 2012 through June 30, 2013.

In the fields below, report the number of Group 2 students and the total amount of aid awarded to these students for each type of aid. Enter unduplicated student counts within a category (e.g., Pell grants). However, a student can appear in more than one aid category.

Information from Part A:	Fall 2012
Group 2 Full-time, first-time degree/certificate-seeking undergraduates (This number is carried forward from Part A, Line 02)	6,378
Group 2a Of those in Group 2, those who were awarded any Federal Work Study, loans to students, or grant or scholarship aid from the federal government, state/local government, the institution, or other sources known to the institution (This number is carried forward from Part A, Line 02a)	5,343
Group 2b Of those in Group 2, those who were awarded any loans to students or grant or scholarship aid from the federal government, state/local government, or the institution (This number is carried forward from Part A, Line 02b)	5,234
Group 3 Of those in Group 2, those who were awarded grant or scholarship aid from the federal government, state/local government, or the institution	3,095

Aid Type	YOUR PRIOR YEAR DATA			
	Fall 2012			
	Number of Group 2 students	Percentage of Group 2 students who	Total amount of aid awarded	Average amount of aid
				Fall 2011
				Average amount of aid

		who were awarded aid	were awarded aid	to Group 2 students	awarded to Group 2 students	awarded to Group 2 students	
01.	Grants or scholarships from the federal government, state/local government, or the institution		4,612	72	32,080,534	6,956	6,506
02.	<u>Federal grants</u>		1,443	23	6,176,458	4,280	4,247
	02a.	<u>Pell grants</u>	1,443	23	5,866,245	4,065	3,954
	02b.	<u>Other federal grants</u>	434	7	310,213	715	945
03.	<u>State/local government grants or scholarships (grants/scholarships/waivers)</u>		1,877	29	2,686,474	1,431	1,265
04.	<u>Institutional grants or scholarships (scholarships/fellowships)</u>		4,270	67	23,217,602	5,437	4,942
05.	<u>Loans to students</u>		3,322	52	22,647,710	6,817	6,386
	05a.	Federal loans	3,293	52	19,498,182	5,921	5,727
	05b.	Other loans (including private loans)	246	4	3,149,528	12,803	12,313

 You may use the space below to provide context for the data you've reported above. These context notes may be posted on the College Navigator website and should be written to be understood by students and parents. For example, institutions may report here other sources of private aid not included in the categories above.

Institution: University of Missouri-Columbia (178396)

User ID: 29C0011

Cost of Attendance**Cost of attendance for full-time, first-time undergraduate students:**

Please enter the amounts requested below. These data will be made available to the public on College Navigator. If your institution participates in any Title IV programs (Pell, Stafford, etc.), you must complete all information. *Estimates of expenses for books and supplies, room and board, and other expenses are those from the **Cost of Attendance report** used by the financial aid office in determining financial need. Please talk to your financial aid office to get these numbers, to ensure that you are reporting correctly.*

These numbers are carried forward from Institutional Characteristics and should only be changed if an error was made in the reporting.

Charges for full academic year		2010-11	2011-12	2012-13
Published <u>tuition</u> and <u>required fees</u>:				
<u>In-district</u>				
	Tuition	7,368	7,848	8,082
	Required fees	1,133	1,141	1,175
	Tuition + fees total	8,501	8,989	9,257
<u>In-state</u>				
	Tuition	7,368	7,848	8,082
	Required fees	1,133	1,141	1,175
	Tuition + fees total	8,501	8,989	9,257
<u>Out-of-state</u>				
	Tuition	19,383	20,643	22,191
	Required fees	1,133	1,141	1,175
	Tuition + fees total	20,516	21,784	23,366
	<u>Books and supplies</u>	1,070	1,086	930
On-campus:				
	<u>Room and board</u>	8,607	8,643	8,944
	<u>Other expenses</u>	3,110	3,156	3,256
	Room and board and other expenses	11,717	11,799	12,200

Institution: University of Missouri-Columbia (178396)

User ID: 29C0011

Part D

Part D - Enter Information about Group 3

Part D includes financial aid information about Group 3. Group 3 students are all full-time, first-time degree/certificate-seeking undergraduate students enrolled in Fall 2012 who paid the in-state or in-district tuition rate and were awarded grant or scholarship aid from the following sources: the federal government, state/local government, or the institution. The information you report in this part will be used in Part F to calculate average institutional net price.

For this part report:

For These Students	The Following Type(s) of Aid	Awarded in This Period
<ul style="list-style-type: none"> Full-time, first-time degree/certificate-seeking undergraduate students enrolled in Fall 2012 who paid the in-state or in-district tuition rate and were awarded grant or scholarship aid from the following sources: the federal government, state/local government, or the institution Do <u>not</u> include students who were awarded only grant or scholarship aid from private or other sources, or students who were awarded only non-grant aid 	<ul style="list-style-type: none"> Grant or scholarship aid from the federal government Grant or scholarship aid from state/local government Grant or scholarship aid from the institution Do <u>not</u> include grant or scholarship aid from private or other sources 	<ul style="list-style-type: none"> Any time during academic year 2012-13

In the fields below, report the number of Group 3 students with each type of living arrangement and the total amount of grant or scholarship aid from the federal government, state/local government, or the institution awarded to these students.

Information from Part A:		YOUR PRIOR YEAR DATA 2010-2011	YOUR PRIOR YEAR DATA 2011-2012	2012-2013
Group 3 Full-time, first-time degree/certificate-seeking undergraduate students who paid the in-state or in-district tuition rate and were awarded grant or scholarship aid from the following sources: the federal government, state/local government, or the institution (This number is carried forward from Part A, Line 03)		3,024	3,111	3,095
01.	Report the number of Group 3 students with the following living arrangements:	YOUR PRIOR YEAR DATA 2010-11	YOUR PRIOR YEAR DATA 2011-12	2012-13
	01a. <u>On-campus</u>	3,024	3,111	3,095
02.	Report the total amount of grant or scholarship aid from the federal government, state/local government, or the institution awarded to Group 3 students	16,719,001	16,702,718	17,031,771
03.	Average grant or scholarship aid from the federal government, state/local government, or the institution awarded to Group 3 students (calculated value). This value is calculated using the following formula: [D02/A03]	5,529	5,369	5,503

You may use the space below to provide context for the data you've reported above.



Institution: University of Missouri-Columbia (178396)

User ID: 29C0011

Part E

Part E – Enter Information about Group 4

Part E includes financial aid information about Group 4. Group 4 students are all full-time, first-time degree/certificate-seeking undergraduate students enrolled in Fall 2012 who paid the in-state or in-district tuition rate and were awarded any Title IV federal student aid, including federal grants or federal student loans. The information you report in this part will be used in Part G to calculate average institutional net price by income level.

For this part, report:

For These Students	The Following Type(s) of Aid	Awarded in This Period
<ul style="list-style-type: none"> Full-time, first-time degree/certificate-seeking undergraduate students enrolled in Fall 2012 who paid the in-state or in-district tuition rate and were awarded any Title IV federal student aid 	<ul style="list-style-type: none"> Grant or scholarship aid from the federal government Grant or scholarship aid from state/local government Grant or scholarship aid from the institution Do <u>not</u> include grant or scholarship aid from private or other sources Do <u>not</u> include loan amounts Do <u>not</u> include Federal Work Study amounts 	<ul style="list-style-type: none"> Any time during academic year 2012-13

In the fields below, report the number of Group 4 students with each type of living arrangement and the total amount of grant or scholarship aid from the federal government, state/local government, or the institution awarded to these students by income level.

Information from Part A:			2010-11	2011-12	2012-13
Group 4 Full-time, first-time degree/certificate-seeking undergraduate students who paid the in-state or in-district tuition rate and were awarded any Title IV federal student aid (This number is carried forward from Part A, Line 04)			2,581	2,480	2,339
01.	Report the number of Group 4 students with the following living arrangements:		YOUR PRIOR YEAR DATA	YOUR PRIOR YEAR DATA	
			2010-11	2011-12	2012-13
	01a.	<u>On-campus</u>	2,581	2,480	2,339
		Number of Group 4 students who were awarded any Title IV aid	Number of Group 4 students who were awarded any grant or scholarship aid from the following sources: the federal government, state/local government, or the institution	Total amount of grant or scholarship aid awarded to Group 4 students from the following sources: the federal government, state/local government, or the institution	Average amount of grant or scholarship aid awarded to Group 4 students from the following sources: the federal government, state/local government, or the institution
			2010-11		
			Col. 1	Col. 2	Col. 3
02.	Income level				
	02a.	\$0-30,000	434	432	4,090,176
	02b.	\$30,001-48,000	378	377	3,144,085

	02c.	\$48,001-75,000	<input type="text" value="501"/>	<input type="text" value="479"/>	<input type="text" value="2,763,720"/>	5,516
	02d.	\$75,001-110,000	<input type="text" value="547"/>	<input type="text" value="405"/>	<input type="text" value="1,561,553"/>	2,855
	02e.	\$110,001 and more	<input type="text" value="721"/>	<input type="text" value="386"/>	<input type="text" value="1,111,291"/>	1,541
	02f.	Total all income levels	2,581	2,079	12,670,825	4,909

2011-12

			Col. 1	Col. 2	Col. 3	Col. 4
--	--	--	---------------	---------------	---------------	---------------

03. Income level

	03a.	\$0-30,000	<input type="text" value="470"/>	<input type="text" value="469"/>	<input type="text" value="4,526,987"/>	9,632
	03b.	\$30,001-48,000	<input type="text" value="333"/>	<input type="text" value="331"/>	<input type="text" value="2,822,314"/>	8,475
	03c.	\$48,001-75,000	<input type="text" value="457"/>	<input type="text" value="439"/>	<input type="text" value="2,616,544"/>	5,725
	03d.	\$75,001-110,000	<input type="text" value="550"/>	<input type="text" value="447"/>	<input type="text" value="1,781,209"/>	3,239
	03e.	\$110,001 and more	<input type="text" value="670"/>	<input type="text" value="421"/>	<input type="text" value="1,197,205"/>	1,787
	03f.	Total all income levels	2,480	2,107	12,944,259	5,219

2012-13

			Col. 1	Col. 2	Col. 3	Col. 4
--	--	--	---------------	---------------	---------------	---------------

04. Income level

	04a.	\$0-30,000	<input type="text" value="444"/>	<input type="text" value="442"/>	<input type="text" value="4,287,415"/>	9,656
	04b.	\$30,001-48,000	<input type="text" value="332"/>	<input type="text" value="332"/>	<input type="text" value="2,854,444"/>	8,598
	04c.	\$48,001-75,000	<input type="text" value="435"/>	<input type="text" value="419"/>	<input type="text" value="2,772,187"/>	6,373
	04d.	\$75,001-110,000	<input type="text" value="488"/>	<input type="text" value="398"/>	<input type="text" value="1,595,264"/>	3,269
	04e.	\$110,001 and more	<input type="text" value="640"/>	<input type="text" value="390"/>	<input type="text" value="1,230,611"/>	1,923
	04f.	Total all income levels	2,339	1,981	12,739,921	5,447

You may use the space below to provide context for the data you've reported above.

Institution: University of Missouri-Columbia (178396)

User ID: 29C0011

Part F

Part F – Net Price Calculation for Group 3

The following net price calculation is based on information that your institution reported in the Institutional Characteristics component and the Student Financial Aid component. For more information about the data your institution reported in the Institutional Characteristics component, please contact your institution's IPEDS Keyholder.

		YOUR PRIOR YEAR DATA	YOUR PRIOR YEAR DATA	2012-13
		2010-11	2011-12	
Components of cost of attendance				
01.	Published <u>tuition</u> and <u>required fees</u> (lower of in-district or in-state)	8,501	8,989	9,257
02.	<u>Books and supplies</u>	1,070	1,086	930
03.	<u>Room and board</u> and <u>other expenses</u> by living arrangement			
	03a. <u>On-campus</u>	11,717	11,799	12,200
04.	Number of Group 3 students by living arrangement			
	04a. <u>On-campus</u>	3,024	3,111	3,095
05.	Weighted average for room and board and other expenses by living arrangement (excluding unknown values) See instructions for the formula for this calculation	11,717	11,799	12,200
06.	Total cost of attendance This value is calculated using the following formula: [F01+F02+F05]	21,288	21,874	22,387
07.	Average amount of grant or scholarship aid awarded to Group 3 students from the following sources: the federal government, state/local government, and the institution	5,529	5,369	5,503
08.	Average institutional <u>net price</u> for Group 3 students This value is calculated using the following formula: [F06-F07]	15,759	16,505	16,884

As required by the Higher Education Opportunity Act of 2008, these amounts will be posted on the U.S. Department of Education's College Navigator website and used in the U.S. Department of Education's College Affordability and Transparency Lists.

Do you wish to provide additional context notes?

Yes

No

 You may use the space below to provide context for these data. These context notes may be posted on the College Navigator website and should be written to be understood by students and parents.

Institution: University of Missouri-Columbia (178396)

User ID: 29C0011

Part G**Part G – Net Price Calculation for Group 4**

The following net price calculation is based on information that your institution reported in the Institutional Characteristics component and the Student Financial Aid component. For more information about the data your institution reported in the Institutional Characteristics component, please contact your institution's IPEDS Keyholder.

		YOUR PRIOR YEAR DATA	YOUR PRIOR YEAR DATA	2012-13
		2010-11	2011-12	
Components of cost of attendance				
01.	Published <u>tuition</u> and <u>required fees</u> (lower of in-district or in-state)	8,501	8,989	9,257
02.	<u>Books and supplies</u>	1,070	1,086	930
03.	<u>Room and board</u> and <u>other expenses</u> by living arrangement			
03a.	<u>On-campus</u>	11,717	11,799	12,200
04.	Number of Group 4 students by living arrangement			
04a.	<u>On-campus</u>	2,581	2,480	2,339
05.	Weighted average for room and board and other expenses by living arrangement (excluding unknown values) See instructions for the formula for this calculation	11,717	11,799	12,200
06.	Total cost of attendance by income level This value is calculated using the following formula: [G01+G02+G05]	21,288	21,874	22,387
07.	Average amount of grant or scholarship aid awarded to Group 4 students from the following sources: the federal government, state/local government, and the institution	4,909	5,219	5,447
07a.	\$0-30,000	9,424	9,632	9,656
07b.	\$30,001-48,000	8,318	8,475	8,598
07c.	\$48,001-75,000	5,516	5,725	6,373
07d.	\$75,001-110,000	2,855	3,239	3,269
07e.	\$110,001 and more	1,541	1,787	1,923
08.	Average institutional <u>net price</u> for Group 4 students This value is calculated using the following formula: [G06-G07]			
08a.	\$0-30,000	11,864	12,242	12,731
08b.	\$30,001-48,000	12,970	13,399	13,789
08c.	\$48,001-75,000	15,772	16,149	16,014
08d.	\$75,001-110,000	18,433	18,635	19,118
08e.	\$110,001 and more	19,747	20,087	20,464

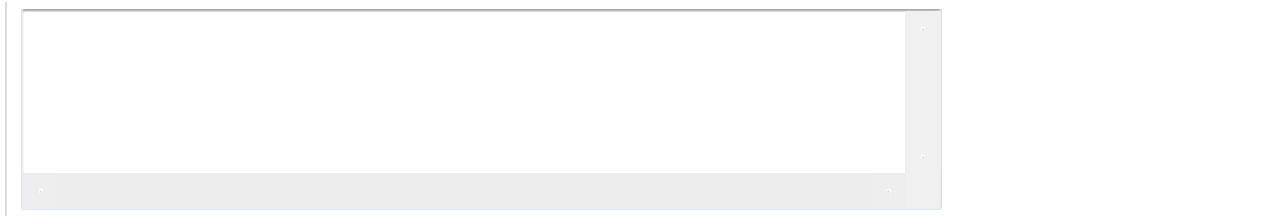
As required by the Higher Education Opportunity Act of 2008, these amounts will be posted on the U.S. Department of Education's College Navigator website.

Do you wish to provide additional context notes?

Yes

No

 You may use the space below to provide context for these data. These context notes may be posted on the College Navigator website and should be written to be understood by students and parents.



Institution: University of Missouri-Columbia (178396)

User ID: 29C0011

Summary**IPEDS Student Financial Aid (SFA) Survey Summary**

IPEDS collects important information regarding your institution. All data reported in IPEDS survey components become available in the IPEDS Data Center and appear as aggregated data in various Department of Education reports. Additionally, some of the reported data appears specifically for your institution through the College Navigator website and is included in your institution's Data Feedback Report (DFR). The purpose of this summary is to provide you an opportunity to view some of the data that, when accepted through the IPEDS quality control process, will appear on the College Navigator website and/or your DFR. College Navigator is updated approximately three months after the data collection period closes and Data Feedback Reports will be available through the [Data Center](#) and sent to your institution's CEO in November 2014.

Please review your data for accuracy. If you have questions about the data displayed below after reviewing the data reported on the survey screens, please contact the IPEDS Help Desk at: 1-877-225-2568 or ipedshelp@rti.org.

Total grant aid received by all undergraduate students		\$115,490,909
Number of undergraduate students who received a Pell Grant		5,823
Percentage of FTFT students receiving any financial aid		84%
	Percentage of FTFT students receiving grant aid by type	Average amount of grant aid received by type
Total	72%	\$6,956
Federal Government	23%	\$4,280
Pell	23%	\$4,065
Other Federal	7%	\$715
State/Local Government	29%	\$1,431
Institutional	67%	\$5,437
	Percentage of FTFT students receiving loans by type	Average amount of loans received by type
Total	52%	\$6,817
Federal	52%	\$5,921
Non-federal	4%	\$12,803
Average net price for FTFT students who receive grant aid		\$16,884
Average net price for FTFT students who receive Title IV federal student aid		
\$0 – 30,000		\$12,731
\$30,001 – 48,000		\$13,789
\$48,001 – 75,000		\$16,014
\$75,001 – 110,000		\$19,118
\$110,001 and more		\$20,464

Institution: University of Missouri-Columbia (178396)

User ID: 29C0011

Edit Report

Student Financial Aid

University of Missouri-Columbia (178396)

Source	Description	Severity	Resolved	Options
--------	-------------	----------	----------	---------

Screen: Part C, Page 2 - Enter Information about Group 2

Screen Entry	The average amount of this type of aid awarded to Group 2 students is outside the expected range of between 756 and 1,134 when compared with the prior year value. Please check the number of students and the total amount of aid awarded to these students, and correct or explain the discrepant values. (Error #7147)	Explanation	Yes	
Reason:	Cuts to federal aid caused a reduction in the amount of aid awarded.			