

Student Financial Aid 2015-16

2014-15 Data

Institution: Missouri University of Science and Technology (178411)

User ID: 29C0011

Overview

IPEDS Student Financial Aid Component Overview
Public Academic Reporters

Welcome to the Student Financial Aid (SFA) component. The purpose of the SFA component is to collect information about financial aid provided to various groups of undergraduate students and military/veteran educational benefits for all students at your institution.

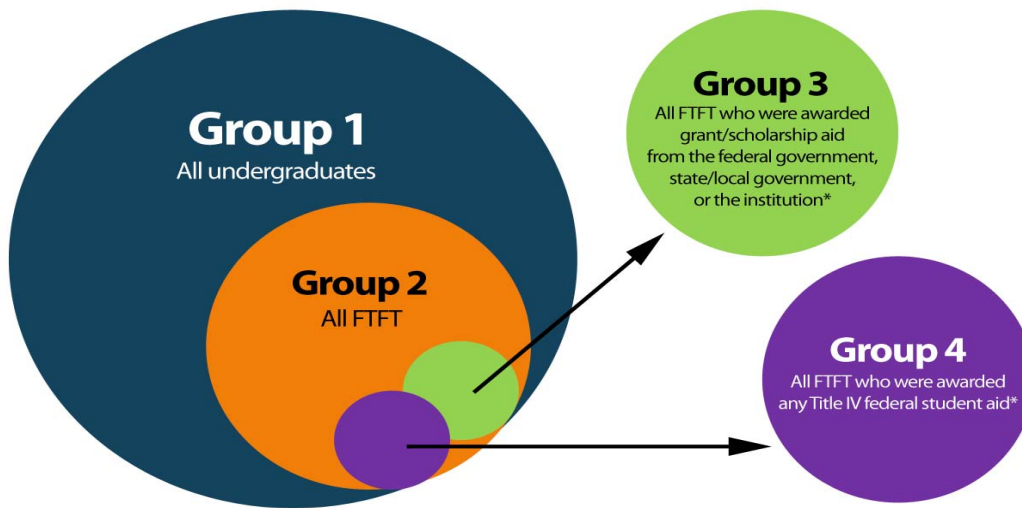
Changes to This Year's SFA Component

There were no changes implemented for the 2015-16 data collection period.

Data Reporting Reminders**Undergraduate Student Groups**

You will be asked to report information for different groups of students.

- **Group 1:** All undergraduate students
- **Group 2:** Of Group 1, full-time, first-time degree/certificate-seeking students
- **Group 3:** Of Group 2, students who paid the in-state/in-district tuition rate and were awarded any grant/scholarship aid from the federal government, state/local government, or the institution
- **Group 4:** Of Group 2, students who paid the in-state/in-district tuition rate and were awarded any Title IV federal student aid



*For public institutions, include only those students paying the in-state or in-district tuition rate. For program reporters, include only those students enrolled in the institution's largest program.

COA Revisions

Revisions to Cost of Attendance used to calculate the net price of attendance can be made in this component.

Consult the instructions and screens to make sure you are reporting the correct aid amounts for the correct groups of students.

College Affordability and Transparency Lists

Net price amounts calculated in SFA will be used to populate the Department's College Affordability and Transparency lists.

Interactive Edits and Error Messages

SFA contains interactive edits that will check for blank fields, invalid values, or values that fall outside expected ranges. Some error messages will require you to confirm or explain the values that you entered. Some error messages are fatal and will require you to contact the IPEDS Help Desk at 1-877-225-2568 for resolution.

Context Boxes

You will find optional text boxes throughout SFA. Context boxes allow you to provide more information about the data you enter. Some of these context boxes may be made available to the public on College Navigator, so make sure that the information you enter can be understood easily by students, parents, and the general public.
--

Resources

To download the survey materials for this component: Survey Materials

To access your prior year data submission for this component: Reported Data


Institution: Missouri University of Science and Technology (178411)

User ID: 29C0011

Section 1: Part A**Part A - Establish Your Groups**

Part A establishes the number of students in various groups. Note that the numbers on this screen will be carried forward to other parts of the Student Financial Aid component.

In the fields below, report the number of students in each of the following groups.

		 Fall 2014	YOUR PRIOR YEAR DATA Fall 2013
01	Group 1 All <u>undergraduate</u> students	<input type="text" value="6,520"/>	6,145
02	Group 2 Of those in Group 1, those who are <u>full-time</u> , <u>first-time</u> degree/certificate-seeking	<input type="text" value="1,273"/>	1,244
02a	Of those in Group 2, those who were awarded any <u>Federal Work Study</u> , <u>loans to students</u> , or grant or scholarship aid from the federal government, state/local government, the institution, or other sources known to the institution	<input type="text" value="1,223"/>	1,184
02b	Of those in Group 2, those who were awarded any <u>loans to students</u> or grant or scholarship aid from the federal government, state/local government, or the institution	<input type="text" value="1,213"/>	1,169
03	Group 3 Of those in Group 2, those who paid the in-state or in-district tuition rate and were awarded grant or scholarship aid from the federal government, state/local government, or the institution	<input type="text" value="949"/>	885
04	Group 4 Of those in Group 2, those who paid the in-state or in-district tuition rate and were awarded any <u>Title IV federal student aid</u>	<input type="text" value="629"/>	615

Institution: Missouri University of Science and Technology (178411)

User ID: 29C0011

Section 1: Part B

Part B - Enter Information About Group 1

Part B includes information about Group 1. Group 1 students are all undergraduate students enrolled in Fall 2014.


For this part, report:

For These Students	The Following Type(s) of Aid	Awarded in This Period
<ul style="list-style-type: none"> All undergraduate students enrolled in Fall 2014 	<ul style="list-style-type: none"> Grant or scholarship aid from the federal government Grant or scholarship aid from state/local government Grant or scholarship aid from the institution Grant or scholarship aid from other sources known to the institution Loans to students from the federal government 	<ul style="list-style-type: none"> Any time during academic year 2014-15

In the fields below, report the number of Group 1 students and the total amount of aid awarded to these students for each type of aid.

Information from Part A:	Fall 2014
Group 1 All undergraduate students (This number is carried forward from Part A, Line 01.)	6,520

Aid Type	2014-15			
	Number of Group 1 students who were awarded aid	Percentage of Group 1 students who were awarded aid	Total amount of aid awarded to Group 1 students	Average amount of aid awarded to Group 1 students
01 Grant or scholarship aid from the federal government, state/local government, the institution, and other sources known to the institution	5,021	77	38,855,303	7,739
02 Pell grants	1,592	24	6,448,257	4,050
03 Federal student loans	3,238	50	21,407,911	6,611

 You may use the space below to provide context for data you've reported above. These context notes may be posted on the College Navigator website and should be written to be understood by students and parents.

Institution: Missouri University of Science and Technology (178411)

User ID: 29C0011

Section 1: Part C, Page 1

Part C, Page 1 - Enter Information about Group 2

Part C includes information about Group 2. Group 2 students are all full-time, first-time degree/certificate-seeking undergraduate students enrolled in Fall 2014.

In the fields below, report the number of Group 2 students paying in-district, in-state, and out-of-state tuition rates. If your institution does not offer different rates, report all students as paying in-state tuition rates.

Information from Part A:			Fall 2014		
Group 2 Full-time, first-time degree/certificate-seeking undergraduates (This number is carried forward from Part A, Line 02)			1,273		
Group 2 students:			Fall 2014		YOUR PRIOR YEAR DATA
					Fall 2013
			Number of Group 2 students	Percentage of Group 2 students	Percentage of Group 2 students
01	01a	<u>paying in-district tuition rates</u>	<input type="text" value="0"/>	0	0
	01b	<u>paying in-state tuition rates</u>	<input type="text" value="1,041"/>	82	80
	01c	<u>paying out-of-state tuition rates</u>	<input type="text" value="232"/>	18	20
	01d	Unknown (calculated value) This value is calculated using the following formula: [A02-(C01a+C01b+C01c)]	0	0	0

Institution: Missouri University of Science and Technology (178411)

User ID: 29C0011

Section 1: Part C, Page 2

Part C, Page 2 - Enter Information about Group 2

Part C includes financial aid information about Group 2. Group 2 students are all full-time, first-time degree/certificate-seeking undergraduate students enrolled in Fall 2014.

For this part, report:


For These Students	The Following Type(s) of Aid	Awarded in This Period
<ul style="list-style-type: none"> Full-time, first-time degree/certificate-seeking undergraduate students enrolled in Fall 2014 	<ul style="list-style-type: none"> Grant or scholarship aid from the federal government Grant or scholarship aid from state/local government Grant or scholarship aid from the institution Loans to students from the federal government and from other sources, including private or other loans Do <u>not</u> include grant or scholarship aid from private or other sources Do <u>not</u> include PLUS loans or loans made to anyone other than the student 	<ul style="list-style-type: none"> Any time during academic year 2014-15 For program reporters, this is the aid year period from July 1, 2014 through June 30, 2015.

In the fields below, report the number of Group 2 students and the total amount of aid awarded to these students for each type of aid. Enter unduplicated student counts within a category (e.g., Pell grants). However, a student can appear in more than one aid category.

Information from Part A:	Fall 2014
Group 2 Full-time, first-time degree/certificate-seeking undergraduates (This number is carried forward from Part A, Line 02)	1,273
Group 2a Of those in Group 2, those who were awarded any Federal Work Study, loans to students, or grant or scholarship aid from the federal government, state/local government, the institution, or other sources known to the institution (This number is carried forward from Part A, Line 02a)	1,223
Group 2b Of those in Group 2, those who were awarded any loans to students or grant or scholarship aid from the federal government, state/local government, or the institution (This number is carried forward from Part A, Line 02b)	1,213
Group 3 Of those in Group 2, those who were awarded grant or scholarship aid from the federal government, state/local government, or the institution	949

Aid Type	YOUR PRIOR YEAR DATA			
	Fall 2014			
	Fall 2013	Fall 2013	Fall 2013	Fall 2013
	Number of Group 2 students	Percentage of Group 2 students who	Total amount of aid awarded	Average amount of aid
				Average amount of aid

			who were awarded aid	were awarded aid	to Group 2 students	awarded to Group 2 students	awarded to Group 2 students
01	Grants or scholarships from the federal government, state/local government, or the institution		1,157	91	10,187,247	8,805	8,531
02	<u>Federal grants</u>		291	23	1,239,080	4,258	4,382
	02a	<u>Pell grants</u>	291	23	1,191,503	4,095	4,240
	02b	<u>Other federal grants</u>	99	8	47,577	481	402
03	<u>State/local government grants or scholarships (grants/scholarships/waivers)</u>		655	51	1,602,282	2,446	1,885
04	<u>Institutional grants or scholarships (scholarships/fellowships)</u>		1,074	84	7,345,885	6,840	6,901
05	<u>Loans to students</u>		690	54	4,742,062	6,873	6,884
	05a	Federal loans	678	53	3,817,773	5,631	5,645
	05b	Other loans (including private loans)	116	9	924,289	7,968	7,931

 You may use the space below to provide context for the data you've reported above. These context notes may be posted on the College Navigator website and should be written to be understood by students and parents. For example, institutions may report here other sources of private aid not included in the categories above.

Institution: Missouri University of Science and Technology (178411)

User ID: 29C0011

Section 1: Comparison Chart**Comparison Chart**

Based on the information reported on the previous screens for Group 1 (all undergraduates) and Group 2 (full-time, first-time degree/certificate-seeking undergraduates), this comparison chart seeks to help institutions check their reported data. Assuming that the information on Groups 1 and 2 are correct, then the calculated fields for 'All Other Undergraduates' should be the balance (Group 1 minus Group 2). If the balance does not check with your institution's calculations, please correct your reported numbers for Groups 1 and 2 before moving forward with the completion of the SFA survey component.

Note: Data for the 'All Other Undergraduates' will appear in the IPEDS Data Center for data users, but not in College Navigator.

		Number of students	Pell grants	Federal Student Loans
01	Group 1 (all undergraduates)	6,520		
02	Number of students who were awarded aid		1,592	3,238
03	Percentage who were awarded aid		24	50
04	Total amount of aid awarded		6,448,257	21,407,911
05	Average amount of aid awarded		4,050	6,611
06	Group 2 (Full-time first-time undergraduates)	1,273		
07	Number of students who were awarded aid		291	678
08	Percentage who were awarded aid		23	53
09	Total amount of aid awarded		1,191,503	3,817,773
10	Average amount of aid awarded		4,095	5,631
11	All other undergraduates (Line 01 - Line 06)	5,247		
12	Number of students who were awarded aid (Line 02 - Line 07)		1,301	2,560
13	Percentage who were awarded aid (Line 12 / Line 11)		25	49
14	Total amount of aid awarded (Line 04 - Line 09)		5,256,754	17,590,138
15	Average amount of aid awarded (Line 14 / Line 12)		4,041	6,871


Institution: Missouri University of Science and Technology (178411)

User ID: 29C0011

Section 1: Cost of Attendance**Cost of attendance for full-time, first-time undergraduate students:**

Please enter the amounts requested below. These data will be made available to the public on College Navigator. If your institution participates in any Title IV programs (Pell, Stafford, etc.), you must complete all information. **Estimates of expenses for books and supplies, room and board, and other expenses are those from the Cost of Attendance report used by the financial aid office in determining financial need. Please talk to your financial aid office to get these numbers, to ensure that you are reporting correctly.**

These numbers are carried forward from Institutional Characteristics and should only be changed if an error was made in the reporting.

Charges for full academic year		2012-13	2013-14	2014-15
Published <u>tuition</u> and <u>required fees</u>:				
<u>In-district</u>				
	Tuition	8,082	8,220	7,672
	Required fees	1,268	1,290	1,289
	Tuition + fees total	9,350	9,510	8,961
<u>In-state</u>				
	Tuition	8,082	8,220	7,672
	Required fees	1,268	1,290	1,289
	Tuition + fees total	9,350	9,510	8,961
<u>Out-of-state</u>				
	Tuition	22,398	23,385	22,482
	Required fees	1,268	1,290	1,289
	Tuition + fees total	23,666	24,675	23,771
	 <u>Books and supplies</u>	952	882	896
<u>On-campus:</u>				
	<u>Room and board</u>	8,744	8,904	9,396
	<u>Other expenses</u>	3,056	2,502	2,540
	Room and board and other expenses	11,800	11,406	11,936

Institution: Missouri University of Science and Technology (178411)

User ID: 29C0011

Section 1: Part D

Part D - Enter Information about Group 3

Part D includes financial aid information about Group 3. Group 3 students are all full-time, first-time degree/certificate-seeking undergraduate students enrolled in Fall 2014 who paid the in-state or in-district tuition rate and were awarded grant or scholarship aid from the following sources: the federal government, state/local government, or the institution. The information you report in this part will be used in Part F to calculate average institutional net price.

For this part report:

For These Students	The Following Type(s) of Aid	Awarded in This Period
<ul style="list-style-type: none"> Full-time, first-time degree/certificate-seeking undergraduate students enrolled in Fall 2014 who paid the in-state or in-district tuition rate and were awarded grant or scholarship aid from the following sources: the federal government, state/local government, or the institution Do <u>not</u> include students who were awarded only grant or scholarship aid from private or other sources, or students who were awarded only non-grant aid 	<ul style="list-style-type: none"> Grant or scholarship aid from the federal government Grant or scholarship aid from state/local government Grant or scholarship aid from the institution Do <u>not</u> include grant or scholarship aid from private or other sources 	<ul style="list-style-type: none"> Any time during academic year 2014-15

In the fields below, report the number of Group 3 students with each type of living arrangement and the total amount of grant or scholarship aid from the federal government, state/local government, or the institution awarded to these students.

Information from Part A:		YOUR PRIOR YEAR DATA 2012-2013	YOUR PRIOR YEAR DATA 2013-2014	2014-2015
Group 3				
Full-time, first-time degree/certificate-seeking undergraduate students who paid the in-state or in-district tuition rate and were awarded grant or scholarship aid from the following sources: the federal government, state/local government, or the institution (This number is carried forward from Part A, Line 03)				
01	Report the number of Group 3 students with the following living arrangements:	YOUR PRIOR YEAR DATA 2012-13	YOUR PRIOR YEAR DATA 2013-14	2014-15
	01a <u>On-campus</u>	805	885	949
02	Report the total amount of grant or scholarship aid from the federal government, state/local government, or the institution awarded to Group 3 students	5,563,183	6,567,928	7,480,665
03	Average grant or scholarship aid from the federal government, state/local government, or the institution awarded to Group 3 students (calculated value). This value is calculated using the following formula: [D02/A03]	6,911	7,421	7,883

You may use the space below to provide context for the data you've reported above.

An empty table with a white background and a thin black border. The table is oriented horizontally and contains no data. It features a vertical scrollbar on the right side and a horizontal scrollbar at the bottom, both with standard arrow icons.

Institution: Missouri University of Science and Technology (178411)

User ID: 29C0011

Section 1: Part E

Part E – Enter Information about Group 4

Part E includes financial aid information about Group 4. Group 4 students are all full-time, first-time degree/certificate-seeking undergraduate students enrolled in Fall 2014 who paid the in-state or in-district tuition rate and were awarded any Title IV federal student aid, including federal grants or federal student loans. The information you report in this part will be used in Part G to calculate average institutional net price by income level.

For this part, report:

For These Students	The Following Type(s) of Aid	Awarded in This Period
<ul style="list-style-type: none"> Full-time, first-time degree/certificate-seeking undergraduate students enrolled in Fall 2014 who paid the in-state or in-district tuition rate and were awarded any Title IV federal student aid 	<ul style="list-style-type: none"> Grant or scholarship aid from: <ul style="list-style-type: none"> federal government state/local government institution Do <u>not</u> include: <ul style="list-style-type: none"> grant or scholarship aid from private or other sources loan amounts Federal Work Study amounts 	<ul style="list-style-type: none"> Any time during academic year 2014-15

In the fields below, report the number of Group 4 students with each type of living arrangement and the total amount of grant or scholarship aid from the federal government, state/local government, or the institution awarded to these students by income level.

Information from Part A:			2012-13	2013-14	2014-15
Group 4 Full-time, first-time degree/certificate-seeking undergraduate students who paid the in-state or in-district tuition rate and were awarded any Title IV federal student aid (This number is carried forward from Part A, Line 04)			553	615	629
01	Report the number of Group 4 students with the following living arrangements:		YOUR PRIOR YEAR DATA	YOUR PRIOR YEAR DATA	
			2012-13	2013-14	2014-15
	01a	<u>On-campus</u>	553	615	629
		Number of students who were awarded any Title IV aid (Group 4)	Of those in Column 1, the number who were awarded any grant or scholarship aid from the following sources: the federal government, state/local government, or the institution	Of those in Column 1, the total amount of grant or scholarship aid awarded from the following sources: the federal government, state/local government, or the institution	Average amount of federal, state/local, and institutional grant or scholarship aid awarded to Group 4 students
			2012-13		
			Col. 1	Col. 2	Col. 3
02	Income level				
	02a	\$0-30,000	121	121	1,327,945
	02b	\$30,001-48,000	70	70	651,893

	02c	\$48,001-75,000	125	120	816,611	6,533
	02d	\$75,001-110,000	133	127	638,899	4,804
	02e	\$110,001 and more	104	92	407,645	3,920
	02f	Total all income levels	553	530	3,842,993	6,949
2013-14						
			Col. 1	Col. 2	Col. 3	Col. 4
03	Income level					
	03a	\$0-30,000	124	124	1,359,763	10,966
	03b	\$30,001-48,000	85	85	832,739	9,797
	03c	\$48,001-75,000	117	116	820,794	7,015
	03d	\$75,001-110,000	141	118	601,977	⚠ 4,269
	03e	\$110,001 and more	148	111	642,882	4,344
	03f	Total all income levels	615	554	4,258,155	6,924
2014-15						
			Col. 1	Col. 2	Col. 3	Col. 4
04	Income level					
	04a	\$0-30,000	106	106	1,172,906	11,065
	04b	\$30,001-48,000	95	95	994,197	10,465
	04c	\$48,001-75,000	118	115	936,481	7,936
	04d	\$75,001-110,000	144	125	853,432	5,927
	04e	\$110,001 and more	166	144	884,669	5,329
	04f	Total all income levels	629	585	4,841,685	7,697

You may use the space below to provide context for the data you've reported above.

Institution: Missouri University of Science and Technology (178411)

User ID: 29C0011

Section 1: Part F

Part F – Net Price Calculation for Group 3

The following net price calculation is based on information that your institution reported in the Institutional Characteristics component and the Student Financial Aid component. For more information about the data your institution reported in the Institutional Characteristics component, please contact your institution's IPEDS Keyholder.


		YOUR PRIOR YEAR DATA	YOUR PRIOR YEAR DATA	2014-15
		2012-13	2013-14	
Components of cost of attendance				
01	Published <u>tuition</u> and <u>required fees</u> (lower of in-district or in-state)	9,350	9,510	8,961
02	<u>Books and supplies</u>	952	882	896
03	<u>Room and board</u> and <u>other expenses</u> by living arrangement			
	03a <u>On-campus</u>	11,800	11,406	11,936
04	Number of Group 3 students by living arrangement			
	04a <u>On-campus</u>	805	885	949
05	Weighted average for room and board and other expenses by living arrangement (excluding unknown values) See instructions for the formula for this calculation	11,800	11,406	11,936
06	Total cost of attendance This value is calculated using the following formula: [F01+F02+F05]	22,102	21,798	21,793
07	Average amount of grant or scholarship aid awarded to Group 3 students from the following sources: the federal government, state/local government, and the institution	6,911	7,421	7,883
08	Average institutional net price for Group 3 students This value is calculated using the following formula: [F06-F07]	15,191	14,377	13,910

As required by the Higher Education Opportunity Act of 2008, these amounts will be posted on the U.S. Department of Education's College Navigator website and used in the U.S. Department of Education's College Affordability and Transparency Lists.

Do you wish to provide additional context notes?

No

Yes

 You may use the space below to **provide context** for these data. These context notes may be posted on the College Navigator website and should be written to be understood by students and parents.

Institution: Missouri University of Science and Technology (178411)

User ID: 29C0011

Section 1: Part G

Part G – Net Price Calculation for Group 4

The following net price calculation is based on information that your institution reported in the Institutional Characteristics component and the Student Financial Aid component. For more information about the data your institution reported in the Institutional Characteristics component, please contact your institution's IPEDS Keyholder.


		YOUR PRIOR YEAR DATA 2012-13	YOUR PRIOR YEAR DATA 2013-14	2014-15
Components of cost of attendance				
01	Published <u>tuition</u> and <u>required fees</u> (lower of in-district or in-state)	9,350	9,510	8,961
02	<u>Books and supplies</u>	952	882	896
03	<u>Room and board</u> and <u>other expenses</u> by living arrangement			
	03a <u>On-campus</u>	11,800	11,406	11,936
04	Number of Group 4 students by living arrangement			
	04a <u>On-campus</u>	553	615	629
05	Weighted average for room and board and other expenses by living arrangement (excluding unknown values) See instructions for the formula for this calculation	11,800	11,406	11,936
06	Total cost of attendance by income level This value is calculated using the following formula: [G01+G02+G05]	22,102	21,798	21,793
07	Average amount of grant or scholarship aid awarded to Group 4 students from the following sources: the federal government, state/local government, and the institution	6,949	6,924	7,697
	07a \$0-30,000	10,975	10,966	11,065
	07b \$30,001-48,000	9,313	9,797	10,465
	07c \$48,001-75,000	6,533	7,015	7,936
	07d \$75,001-110,000	4,804	4,269	5,927
	07e \$110,001 and more	3,920	4,344	5,329
08	Average institutional <u>net price</u> for Group 4 students This value is calculated using the following formula: [G06-G07]			
	08a \$0-30,000	11,127	10,832	10,728
	08b \$30,001-48,000	12,789	12,001	11,328
	08c \$48,001-75,000	15,569	14,783	13,857
	08d \$75,001-110,000	17,298	17,529	15,866
	08e \$110,001 and more	18,182	17,454	16,464

As required by the Higher Education Opportunity Act of 2008, these amounts will be posted on the U.S. Department of Education's College Navigator website.

Do you wish to provide additional context notes?

No

Yes

 You may use the space below to **provide context** for these data. These context notes may be posted on the College Navigator website and should be written to be understood by students and parents.

An empty table with a white background and a thin black border. The table is oriented horizontally and contains no data. It features a vertical scrollbar on the right side and a horizontal scrollbar at the bottom, both with standard arrow icons.

Institution: Missouri University of Science and Technology (178411)

User ID: 29C0011

Section 2: Military Servicemembers and Veteran's Benefits**Section 2: Military Servicemembers and Veteran's Benefits**

IMPORTANT NOTE: Report for **Post-9/11 GI Bill Benefits: July 1, 2014 - June 30, 2015** and Report for **Department of Defense Tuition Assistance Program: October 1, 2014 - September 30, 2015**

- Report the total number of student recipients and the total dollar amounts for each program.
- Student recipients can also include eligible dependents.
- Consult with your campus certifying official, who may not be in the student financial aid office.
- For Post-9/11 GI Bill Benefits, do not include the matching institutional aid provided through the Yellow Ribbon Program if your school participated.
- Information reported to IPEDS is only what is known to the institution.
- Enter zero (0) if your institution did not have beneficiaries for that student level or program. Please do not leave a cell blank.

Type of benefit/assistance	Number of students receiving benefits/assistance	Total dollar amount of benefits/assistance awarded through the institution	Average dollar amount of benefits/assistance awarded through the institution
<u>Post-9/11 GI Bill Benefits</u>			
Undergraduate students	96	837,247	8,721
Graduate students	47	265,619	5,651
Total	143	1,102,866	7,712
<u>Department of Defense Tuition Assistance Program</u>			
Undergraduate students	36	112,993	3,139
Graduate students	257	867,372	3,375
Total	293	980,365	3,346

Institution: Missouri University of Science and Technology (178411)

User ID: 29C0011

Summary**IPEDS Student Financial Aid (SFA) Survey Summary**

IPEDS collects important information regarding your institution. All data reported in IPEDS survey components become available in the IPEDS Data Center and appear as aggregated data in various Department of Education reports. Additionally, some of the reported data appears specifically for your institution through the College Navigator website and is included in your institution's Data Feedback Report (DFR). The purpose of this summary is to provide you an opportunity to view some of the data that, when accepted through the IPEDS quality control process, will appear on the College Navigator website and/or your DFR. College Navigator is updated approximately three months after the data collection period closes and Data Feedback Reports will be available through the [Data Center](#) and sent to your institution's CEO in November 2016.

Please review your data for accuracy. If you have questions about the data displayed below after reviewing the data reported on the survey screens, please contact the IPEDS Help Desk at: 1-877-225-2568 or ipedshelp@rti.org.

Total grant aid received by all undergraduate students		\$38,855,303
Number of undergraduate students who received a Pell Grant		1,592
Percentage of FTFT students receiving any financial aid		96%
	Percentage of FTFT students receiving grant aid by type	Average amount of grant aid received by type
Total	91%	\$8,805
Federal Government	23%	\$4,258
Pell	23%	\$4,095
Other Federal	8%	\$481
State/Local Government	51%	\$2,446
Institutional	84%	\$6,840
	Percentage of FTFT students receiving loans by type	Average amount of loans received by type
Total	54%	\$6,873
Federal	53%	\$5,631
Non-federal	9%	\$7,968
Average net price for FTFT students who receive grant aid		\$13,910
Average net price for FTFT students who receive Title IV federal student aid		
\$0 – 30,000		\$10,728
\$30,001 – 48,000		\$11,328
\$48,001 – 75,000		\$13,857
\$75,001 – 110,000		\$15,866
\$110,001 and more		\$16,464

Military Servicemembers and Veteran's Benefits

	Number of students receiving benefits/assistance	Total dollar amount of benefits/assistance

			awarded through the institution
Post-9/11 GI Bill Benefits			
	Undergraduate students	96	\$837,247
	Graduate students	47	\$265,619
	Total	143	\$1,102,866
Department of Defense Tuition Assistance Program			
	Undergraduate students	36	\$112,993
	Graduate students	257	\$867,372
	Total	293	\$980,365

Institution: Missouri University of Science and Technology (178411)

User ID: 29C0011

Edit Report

Student Financial Aid

Missouri University of Science and Technology (178411)

Source	Description	Severity	Resolved	Options
--------	-------------	----------	----------	---------

Screen: Part C, Page 2 - Enter Information about Group 2

Screen Entry	The average amount of this type of aid awarded to Group 2 students is outside the expected range of between 1,508 and 2,262 when compared with the prior year value. Please check the number of students and the total amount of aid awarded to these students, and correct or explain the discrepant values. (Error #7147)	Explanation	Yes	
Reason:	The increase is due to increase funding of two State grant/scholarship programs. Bright Flight increased from \$2500 to \$3000 per student and Access Missouri increased from \$1100 to \$1500 (at the max) from FY14.			

Screen: Part E - Enter Information about Group 4

Screen Entry	The calculated average amount of grant or scholarship aid awarded to Group 4 students from the federal government, state/local government, or the institution for this income level is smaller than expected in comparison with the other income levels. Please check the values reported for the number of these students who were awarded any Title IV aid (Col. 1) and the total amount of grant or scholarship aid awarded to them (Col. 3) and correct your data or explain the discrepancy. (Error #7317)	Explanation	Yes	
Reason:	There are more students completing the FAFSA than in the past. Students who come from families who have a family income of \$110,000 or greater, are generally the students who receive higher merit awards. In the past, these students would have been less likely to file a FAFSA and would not have been listed in Group 4.			