

Student Financial Aid 2018-19

2017-18 Data

Institution: University of Missouri-St Louis (178420)

User ID: 29C0011

Overview

IPEDS Student Financial Aid Component Overview
Public Academic Reporters

Welcome to the Student Financial Aid (SFA) component. The purpose of the SFA component is to collect information about financial aid provided to various groups of undergraduate students and military/veteran educational benefits for all students at your institution.

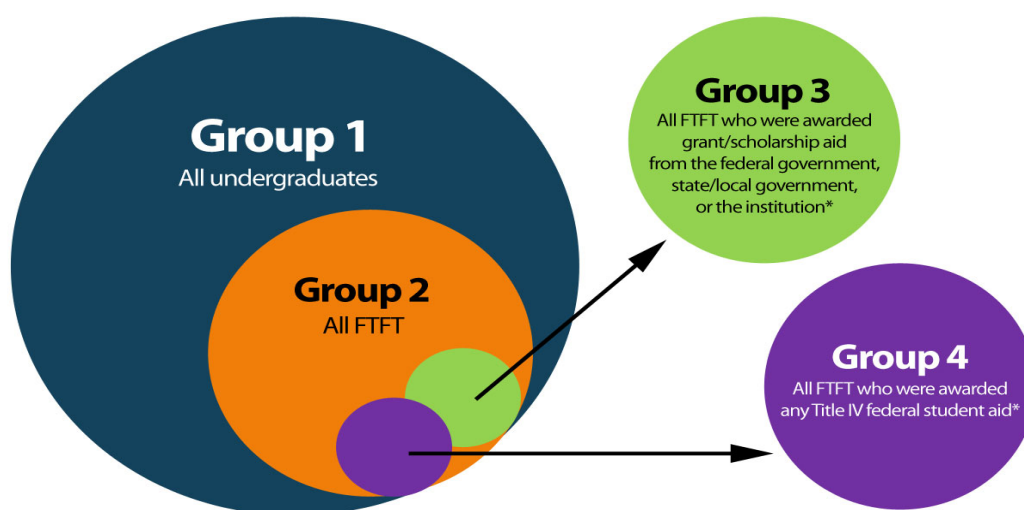
Changes to This Year's SFA Component

There were no changes implemented for the 2018-19 data collection period.

Data Reporting Reminders**Undergraduate Student Groups**

You will be asked to report information for different groups of students.

- **Group 1:** All undergraduate students
- **Group 2:** Of Group 1, full-time, first-time degree/certificate-seeking students (FTFT)
- **Group 3:** Of Group 2, FTFT students who paid the in-state/in-district tuition rate and were awarded any grant/scholarship aid from the federal government, state/local government, or the institution
- **Group 4:** Of Group 2, FTFT students who paid the in-state/in-district tuition rate and were awarded any Title IV federal student aid



*For public institutions, include only those students paying the in-state or in-district tuition rate. For program reporters, include only those students enrolled in the institution's largest program.

COA Revisions

Revisions to Cost of Attendance (COA) used to calculate the net price of attendance can be made in this component.

Consult the instructions and screens to make sure you are reporting the correct aid amounts for the correct groups of students.

College Affordability and Transparency Lists

Net price amounts calculated in SFA will be used to populate the U.S. Department of Education's College Affordability and Transparency lists.

Interactive Edits and Error Messages

SFA contains interactive edits that will check for blank fields, invalid values, or values that fall outside expected ranges. Some error messages will require you to confirm or explain the values that you entered. Some error messages are fatal and will require you to contact the IPEDS Help Desk at (877) 225-2568 for resolution.

Context Boxes

You will find optional text boxes throughout SFA. Context boxes allow you to provide more information about the data you enter. Some of these context boxes may be made available to the public on College Navigator, so make sure that the information you enter can be understood easily by students, parents, and the general public.

Resources

To download the survey materials for this component: [Survey Materials](#)

To access your prior year data submission for this component: [Reported Data](#)


Institution: University of Missouri-St Louis (178420)

User ID: 29C0011

Section 1: Part A**Part A - Establish Your Groups**

Part A establishes the number of students in various groups. Note that the numbers on this screen will be carried forward to other parts of the Student Financial Aid component.

In the fields below, report the number of students in each of the following groups.

		 Fall 2017	YOUR PRIOR YEAR DATA Fall 2016
01	Group 1 All <u>undergraduate</u> students	<input type="text" value="13,787"/>	13,898
02	Group 2 Of those in Group 1, those who are <u>full-time</u> , <u>first-time</u> degree/certificate-seeking	<input type="text" value="469"/>	415
02a	Of those in Group 2, those who were awarded any <u>Federal Work Study</u> , <u>loans to students</u> , or grant or scholarship aid from the federal government, state/local government, the institution, or other sources known to the institution	<input type="text" value="445"/>	378
02b	Of those in Group 2, those who were awarded any <u>loans to students</u> or grant or scholarship aid from the federal government, state/local government, or the institution	<input type="text" value="441"/>	373
03	Group 3 Of those in Group 2, those paid the in-state or in-district tuition rate and who were awarded grant or scholarship aid from the federal government, state/local government, or the institution	<input type="text" value="353"/>	308
04	Group 4 Of those in Group 2, those paid the in-state or in-district tuition rate and who were awarded any <u>Title IV federal student aid</u>	<input type="text" value="275"/>	232

Institution: University of Missouri-St Louis (178420)

User ID: 29C0011

Section 1: Part B

Part B - Enter Information About Group 1

Group 1 students are ALL undergraduate students (including first-time students) enrolled in Fall 2017.

For this part, report:

For These Students	The Following Type(s) of Aid	Awarded in This Period
<ul style="list-style-type: none"> • All undergraduate students enrolled in Fall 2017 	<ul style="list-style-type: none"> • Grant or scholarship aid from: <ul style="list-style-type: none"> ◦ federal government ◦ state/local government ◦ the institution ◦ other sources known to the institution • Loans to students from: <ul style="list-style-type: none"> ◦ the federal government 	<ul style="list-style-type: none"> • Any time during academic year 2017-18

In the fields below, report the number of Group 1 students and the total amount of aid awarded to these students for each type of aid.

Information from Part A:

Fall 2017

Group 1

All undergraduate students

13,787

(This number is carried forward from Part A, Line 01.)

2017-18

Aid Type	Number of Group 1 students who were awarded aid	Percentage of Group 1 students who were awarded aid	Total amount of aid awarded to Group 1 students	Average amount of aid awarded to Group 1 students
01 Grant or scholarship aid from the federal government, state/local government, the institution, and other sources known to the institution (Do NOT include federal student loans)	5,907	43	44,024,974	7,453
02 <u>Pell Grants</u>	3,237	23	16,192,950	5,002
03 Federal student loans	4,013	29	29,447,069	7,338

The notes below provide context for the data you've reported above and **may** be posted on the College Navigator website. Choose one option that best explains your data or choose "Non-applicable" if you do not wish to provide context notes. If none of the options provided explain your institution's data, then choose "Other" and write your own context notes. Notes should be written so that they can be understood by students and parents. For example, institutions may report here other sources of private aid not included in the categories listed.

Non-applicable

An empty rectangular area with a thin border, designed for data entry. It features a vertical scrollbar on the right side with up and down arrow icons, and a horizontal scrollbar at the bottom with left and right arrow icons. The interior of the box is completely blank.

Institution: University of Missouri-St Louis (178420)

User ID: 29C0011

Section 1: Part C, Page 1

Part C, Page 1 - Enter Information about Group 2

Group 2 students are all full-time, first-time degree/certificate-seeking undergraduate students enrolled in Fall 2017.

In the fields below, report the number of Group 2 students paying in-district, in-state, and out-of-state tuition rates. If your institution does not offer different rates, report all students as paying in-state tuition rates.

Information from Part A:			Fall 2017		
Group 2 (This number is carried forward from Part A, Line 02)			469		
Full-time, first-time degree/certificate-seeking undergraduates					
Group 2 students:			Fall 2017		YOUR PRIOR YEAR DATA
					Fall 2016
			Number of Group 2 students	Percentage of Group 2 students	Percentage of Group 2 students
01	01a	<u>paying in-district tuition rates</u>	<input type="text" value="0"/>	0	0
	01b	<u>paying in-state tuition rates</u>	<input type="text" value="385"/>	82	85
	01c	<u>paying out-of-state tuition rates</u>	<input type="text" value="84"/>	18	15
	01d	Unknown (calculated value) This value is calculated using the following formula: [A02-(C01a+C01b+C01c)]	0	0	0

Institution: University of Missouri-St Louis (178420)

User ID: 29C0011

Section 1: Part C, Page 2

Part C, Page 2 - Enter Information about Group 2

Part C includes financial aid information about Group 2. Group 2 students are all full-time, first-time degree/certificate-seeking undergraduate students enrolled in Fall 2017.

For this part, report:


For These Students	The Following Type(s) of Aid	Awarded in This Period
<ul style="list-style-type: none"> • Full-time, first-time degree/certificate-seeking undergraduate students enrolled in Fall 2017 	<ul style="list-style-type: none"> • Grant or scholarship aid from: <ul style="list-style-type: none"> ◦ federal government ◦ state/local government ◦ the institution • Loans to students from: <ul style="list-style-type: none"> ◦ the federal government ◦ other sources, including private or other loans • Do not include: <ul style="list-style-type: none"> ◦ grant or scholarship aid from private or other sources ◦ PLUS loans or loans made to anyone other than the student 	<ul style="list-style-type: none"> • Any time during academic year 2017-18 • For program reporters, this is the aid year period from July 1, 2017 through June 30, 2018.

In the fields below, report the number of Group 2 students and the total amount of aid awarded to these students for each type of aid. Enter unduplicated student counts within a category (e.g., Pell Grants). However, a student can appear in more than one aid category.

Information from Part A:	Fall 2017
Group 2 (This number is carried forward from Part A, Line 02)	469
Full-time, first-time degree/certificate-seeking undergraduates	
Group 2a (This number is carried forward from Part A, Line 02a)	
Of those in Group 2, those who were awarded:	
-Federal Work Study	
-loans to students	445
-grant or scholarship aid from the federal government, state/local government, or the institution	
-other sources known to the institution	
Group 2b (This number is carried forward from Part A, Line 02b)	
Of those in Group 2, those who were awarded:	
-loans to students	441
-grant or scholarship aid from the federal government, state/local government, or the institution	
Group 3 (This number is carried forward from Part A, Line 03)	
Of those in Group 2, those who paid the in-state or in-district tuition rate and were awarded:	353
-grant or scholarship aid from the federal government, state/local government, or the institution	

Aid Type	Fall 2017			YOUR PRIOR YEAR DATA	
	Number of Group 2 students who were awarded aid	Percentage of Group 2 students who were awarded aid	Total amount of aid awarded to Group 2 students	Average amount of aid awarded to Group 2 students	Average amount of aid awarded to Group 2 students

01	Grants or scholarships from the federal government, state/local government, or the institution		428	91	5,236,751	12,235	12,471
02	Federal grants		231	49	1,187,810	5,142	5,052
	02a	Pell Grants	231	49	1,162,210	5,031	4,892
	02b	Other federal grants	32	7	25,600	800	800
03	State/local government grants or scholarships (includes fellowships/tuition waivers/exemptions)		238	51	514,375	2,161	2,344
04	Institutional grants or scholarships (includes fellowships/tuition waivers/exemptions)		409	87	3,534,566	8,642	9,118
05	Loans to students		213	45	1,196,176	5,616	5,117
	05a	Federal loans	210	45	1,006,457	4,793	4,805
	05b	Other loans (including private loans)	22	5	189,719	8,624	8,459

 The notes below provide context for the data you've reported above and **may** be posted on the College Navigator website. Choose one option that best explains your data or choose "Non-applicable" if you do not wish to provide context notes. If none of the options provided explain your institution's data, then choose "Other" and write your own context notes. Notes should be written to be understood by students and parents. For example, institutions may report here other sources of private aid not included in the categories listed.

Non-applicable

Institution: University of Missouri-St Louis (178420)

User ID: 29C0011

Section 1: Comparison Chart**Comparison Chart**

Based on the information reported on the previous screens for Group 1 (all undergraduates) and Group 2 (full-time, first-time degree/certificate-seeking undergraduates), this comparison chart seeks to help institutions check their reported data. Assuming that the information on Groups 1 and 2 is correct, then the calculated fields for 'All Other Undergraduates' should be the balance (Group 1 minus Group 2). If the balance does not check with your institution's calculations, please correct your reported numbers for Groups 1 and 2 before moving forward with the completion of the SFA survey component.

Note: Data for the 'All Other Undergraduates' will appear in the IPEDS Data Center for data users, but not in College Navigator.

		Number of students	Pell grants	Federal Student Loans
01	Group 1 (all undergraduates)	13,787		
02	Number of students who were awarded aid		3,237	4,013
03	Percentage who were awarded aid		23	29
04	Total amount of aid awarded		16,192,950	29,447,069
05	Average amount of aid awarded		5,002	7,338
06	Group 2 (Full-time, first-time undergraduates)	469		
07	Number of students who were awarded aid		231	210
08	Percentage who were awarded aid		49	45
09	Total amount of aid awarded		1,162,210	1,006,457
10	Average amount of aid awarded		5,031	4,793
11	All other undergraduates (Line 01 - Line 06)	13,318		
12	Number of students who were awarded aid (Line 02 - Line 07)		3,006	3,803
13	Percentage who were awarded aid (Line 12 / Line 11)		23	29
14	Total amount of aid awarded (Line 04 - Line 09)		15,030,740	28,440,612
15	Average amount of aid awarded (Line 14 / Line 12)		5,000	7,478



Institution: University of Missouri-St Louis (178420)

User ID: 29C0011

Section 1: Cost of Attendance**Cost of attendance for full-time, first-time undergraduate students:**

Please enter the amounts requested below. These data will be made available to the public on College Navigator. If your institution participates in any Title IV programs (Pell, Stafford, etc.), you must complete all information. *Estimates of expenses for books and supplies, room and board, and other expenses are those from the **Cost of Attendance report** used by the financial aid office in determining financial need. Please talk to your financial aid office to get these numbers to ensure that you are reporting correctly.*

These numbers are carried forward from Institutional Characteristics and should only be changed if an error was made in the reporting.

Charges for full academic year		2015-16	2016-17	2017-18
Published <u>tuition</u> and <u>required fees</u>:				
<u>In-district</u>				
	Tuition	9,394	9,394	9,590
	Required fees	0	0	0
	Tuition + fees total	9,394	9,394	9,590
<u>In-state</u>				
	Tuition	9,394	9,394	9,590
	Required fees	0	0	0
	Tuition + fees total	9,394	9,394	9,590
<u>Out-of-state</u>				
	Tuition	23,812	24,526	25,505
	Required fees	0	0	0
	Tuition + fees total	23,812	24,526	25,505
	 <u>Books and supplies</u>	1,000	1,000	1,000
<u>On-campus:</u>				
	<u>Room and board</u>	9,868	10,032	10,140
	<u>Other expenses</u>	3,382	3,538	4,042
	Room and board and other expenses	13,250	13,570	14,182
<u>Off-campus (not with family):</u>				
	<u>Room and board</u>	9,402	9,516	9,450
	<u>Other expenses</u>	5,364	5,244	5,692
	Room and board and other expenses	14,766	14,760	15,142
 <u>Off-campus (with family):</u>				
	<u>Other expenses</u>	5,364	5,244	5,692

Institution: University of Missouri-St Louis (178420)

User ID: 29C0011

Section 1: Part D

Part D - Enter Information about Group 3

Group 3 students are all full-time, first-time degree/certificate-seeking undergraduate students enrolled in Fall 2017 paid the in-state or in-district tuition rate and who were awarded grant or scholarship aid from the following sources: the federal government, state/local government, or the institution. The information you report in this part will be used in Part F to calculate average institutional net price.


For this part, report:

For These Students	The Following Type(s) of Aid	Awarded in This Period
<ul style="list-style-type: none"> Full-time, first-time degree/certificate-seeking undergraduate students enrolled in Fall 2017 paid the in-state or in-district tuition rate and who were awarded grant or scholarship aid from the following sources: the federal government, state/local government, or the institution Do not include students who were awarded only grant or scholarship aid from private or other sources, or students who were awarded only non-grant aid 	<ul style="list-style-type: none"> Grant or scholarship aid from: <ul style="list-style-type: none"> federal government state/local government the institution Do not include grant or scholarship aid from private or other sources 	<ul style="list-style-type: none"> Any time during academic year 2017-18

In the fields below, report the number of Group 3 students with each type of living arrangement and the total amount of grant or scholarship aid from the federal government, state/local government, or the institution awarded to these students.

Information from Part A:		YOUR PRIOR YEAR DATA 2015-2016	YOUR PRIOR YEAR DATA 2016-2017	2017-2018
Group 3 Full-time, first-time degree/certificate-seeking undergraduate students paid the in-state or in-district tuition rate and who were awarded grant or scholarship aid from the following sources: the federal government, state/local government, or the institution (This number is carried forward from Part A, Line 03)		370	308	353
01	Report the number of Group 3 students with the following living arrangements:	YOUR PRIOR YEAR DATA 2015-16	YOUR PRIOR YEAR DATA 2016-17	2017-18
	01a <u>On-campus</u>	152	123	123
	01b <u>Off-campus (with family)</u>	134	87	132
	01c <u>Off-campus (not with family)</u>	24	30	28
	01d Unknown (calculated) This value is calculated using the following formula: [A03-(D01a+D01b+D01c)]	60	68	70
02	Report the total amount of grant or scholarship aid from the federal government, state/local	4,284,336	3,612,647	4,033,538

	government, or the institution awarded to Group 3 students			
03	Average grant or scholarship aid from the federal government, state/local government, or the institution awarded to Group 3 students (calculated value). This value is calculated using the following formula: [D02/A03]	11,579	11,729	11,426

 **The notes below provide context for the data you've reported above and may be posted on the College Navigator website. Choose one option that best explains your data or choose "Non-applicable" if you do not wish to provide context notes. If none of the options provided explain your institution's data, then choose "Other" and write your own context notes. Notes should be written to be understood by students and parents. For example, institutions may report here other sources of private aid not included in the categories listed.**

Non-applicable

Institution: University of Missouri-St Louis (178420)

User ID: 29C0011

Section 1: Part E

Part E – Enter Information about Group 4

Part E includes financial aid information about Group 4. Undergraduate students enrolled in Fall 2017 paid the in-state or in-district tuition rate and who were awarded any Title IV federal student aid, including federal grants or federal student loans. The information you report in this part will be used in Part G to calculate average institutional net price by income level.

For this part, report:

For These Students	The Following Type(s) of Aid	Awarded in This Period
<ul style="list-style-type: none"> Full-time, first-time degree/certificate-seeking undergraduate students enrolled in Fall 2017 paid the in-state or in-district tuition rate and who were awarded any Title IV federal student aid 	<ul style="list-style-type: none"> Grant or scholarship aid from: <ul style="list-style-type: none"> federal government state/local government the institution Do not include: <ul style="list-style-type: none"> grant or scholarship aid from private or other sources loan amounts Federal Work Study amounts 	<ul style="list-style-type: none"> Any time during academic year 2017-18

In the fields below, report the number of Group 4 students with each type of living arrangement and the total amount of grant or scholarship aid from the federal government, state/local government, or the institution awarded to these students by income level.

Information from Part A:


Group 4

Full-time, first-time degree/certificate-seeking undergraduate students paid the in-state or in-district tuition rate and who were awarded any Title IV federal student aid
(This number is carried forward from Part A, Line 04)

2015-16	2016-17	2017-18
296	232	275

01	Report the number of Group 4 students with the following living arrangements:	YOUR PRIOR YEAR DATA		
		2015-16	2016-17	2017-18
01a	<u>On-campus</u>	106	80	100
01b	<u>Off-campus (with family)</u>	57	52	52
01c	<u>Off-campus (not with family)</u>	65	34	49
01d	Unknown (calculated) This value is calculated using the formula: [A04-(E01a+E01b+E01c)]	68	66	74
		Of those in Column 1, the number who were awarded any grant or scholarship aid from the following sources: the federal government, state/local government, or the institution	Of those in Column 1, the total amount of grant or scholarship aid awarded from the following sources: the federal government, state/local government, or the institution	Average amount of federal, state/local, and institutional grant or scholarship aid awarded to Group 4 students

			2015-16			
			Col. 1	Col. 2	Col. 3	Col. 4
02	Income level					
	02a	\$0-30,000	106	106	1,481,592	13,977
	02b	\$30,001-48,000	57	57	748,983	13,140
	02c	\$48,001-75,000	65	63	600,588	9,240
	02d	\$75,001-110,000	38	35	264,858	6,970
	02e	\$110,001 and more	30	26	189,260	6,309
	02f	Total all income levels	296	287	3,285,281	11,099
			2016-17			
			Col. 1	Col. 2	Col. 3	Col. 4
03	Income level					
	03a	\$0-30,000	80	80	1,164,754	14,559
	03b	\$30,001-48,000	52	52	698,245	13,428
	03c	\$48,001-75,000	34	34	361,476	10,632
	03d	\$75,001-110,000	36	30	262,857	7,302
	03e	\$110,001 and more	30	21	154,523	5,151
	03f	Total all income levels	232	217	2,641,855	11,387
			2017-18			
			Col. 1	Col. 2	Col. 3	Col. 4
04	Income level					
	04a	\$0-30,000	100	100	1,524,463	15,245
	04b	\$30,001-48,000	52	52	696,273	13,390
	04c	\$48,001-75,000	49	49	570,625	11,645
	04d	\$75,001-110,000	42	40	289,042	6,882
	04e	\$110,001 and more	32	26	200,274	6,259
	04f	Total all income levels	275	267	3,280,677	11,930

 The notes below provide context for the data you've reported above and **may** be posted on the College Navigator website. Choose one option that best explains your data or choose "Non-applicable" if you do not wish to provide context notes. If none of the options provided explain your institution's data, then choose "Other" and write your own context notes. Notes should be written to be understood by students and parents. For example, institutions may report here other sources of private aid not included in the categories listed.

Non-applicable

 An empty table with a light gray background and a thin black border. It features a vertical scrollbar on the right side and a horizontal scrollbar at the bottom, both with gray tracks and white arrows. The table is currently empty.
--

Institution: University of Missouri-St Louis (178420)

User ID: 29C0011


Section 1: Part F

Part F – Net Price Calculation for Group 3

The following net price calculation is based on information that your institution reported in the Institutional Characteristics component and the Student Financial Aid component. For more information about the data your institution reported in the Institutional Characteristics component, please contact your institution's IPEDS Keyholder.

		YOUR PRIOR YEAR DATA	YOUR PRIOR YEAR DATA	2017-18
		2015-16	2016-17	
Components of cost of attendance				
01	Published <u>tuition</u> and <u>required fees</u> (lower of in-district or in-state)	9,394	9,394	9,590
02	<u>Books and supplies</u>	1,000	1,000	1,000
03	<u>Room and board</u> and <u>other expenses</u> by living arrangement			
	03a <u>On-campus</u>	13,250	13,570	14,182
	03b <u>Off-campus (with family)</u>	5,364	5,244	5,692
	03c <u>Off-campus (not with family)</u>	14,766	14,760	15,142
04	Number of Group 3 students by living arrangement			
	04a <u>On-campus</u>	152	123	123
	04b <u>Off-campus (with family)</u>	134	87	132
	04c <u>Off-campus (not with family)</u>	24	30	28
	04d Unknown	60	68	70
05	Weighted average for room and board and other expenses by living arrangement (excluding unknown values) See instructions for the formula for this calculation	9,959	10,701	10,317
06	Total cost of attendance This value is calculated using the following formula: [F01+F02+F05]	20,353	21,095	20,907
07	Average amount of grant or scholarship aid awarded to Group 3 students from the following sources: the federal government, state/local government, and the institution	11,579	11,729	11,426
08	Average institutional <u>net price</u> for Group 3 students This value is calculated using the following formula: [F06-F07]	8,774	9,366	9,481

As required by the *Higher Education Act, as amended (2008)*, these amounts will be posted on the U.S. Department of Education's College Navigator website and used in the U.S. Department of Education's College Affordability and Transparency Lists.

 The notes below provide context for the data you've reported above and **may** be posted on the College Navigator website. Choose one option that best explains your data or choose "Non-applicable" if you do not wish to provide context notes. If none of the options provided explains your institution's data, then choose "Other" and write your own context notes. Notes should be written to be understood by students and parents. For example, institutions may report here other sources of private aid not included in the categories listed.

Non-applicable

Institution: University of Missouri-St Louis (178420)


User ID: 29C0011

Section 1: Part G**Part G – Net Price Calculation for Group 4**

The following net price calculation is based on information that your institution reported in the Institutional Characteristics component and the Student Financial Aid component. For more information about the data your institution reported in the Institutional Characteristics component, please contact your institution's IPEDS Keyholder.

		YOUR PRIOR YEAR DATA	YOUR PRIOR YEAR DATA	2017-18
		2015-16	2016-17	
Components of cost of attendance				
01	Published <u>tuition</u> and <u>required fees</u> (lower of in-district or in-state)	9,394	9,394	9,590
02	<u>Books and supplies</u>	1,000	1,000	1,000
03	<u>Room and board</u> and <u>other expenses</u> by living arrangement			
	03a <u>On-campus</u>	13,250	13,570	14,182
	03b <u>Off-campus (with family)</u>	5,364	5,244	5,692
	03c <u>Off-campus (not with family)</u>	14,766	14,760	15,142
04	Number of Group 4 students by living arrangement			
	04a <u>On-campus</u>	106	80	100
	04b <u>Off-campus (with family)</u>	57	52	52
	04c <u>Off-campus (not with family)</u>	65	34	49
	04d Unknown	68	66	74
05	Weighted average for room and board and other expenses by living arrangement (excluding unknown values) See instructions for the formula for this calculation	11,711	11,206	12,220
06	Total cost of attendance by income level This value is calculated using the following formula: [G01+G02+G05]	22,105	21,600	22,810
07	Average amount of grant or scholarship aid awarded to Group 4 students from the following sources: the federal government, state/local government, and the institution	11,099	11,387	11,930
	07a \$0-30,000	13,977	14,559	15,245
	07b \$30,001-48,000	13,140	13,428	13,390
	07c \$48,001-75,000	9,240	10,632	11,645
	07d \$75,001-110,000	6,970	7,302	6,882
	07e \$110,001 and more	6,309	5,151	6,259
08	Average institutional <u>net price</u> for Group 4 students This value is calculated using the following formula: [G06-G07]			
	08a \$0-30,000	8,128	7,041	7,565
	08b \$30,001-48,000	8,965	8,172	9,420
	08c \$48,001-75,000	12,865	10,968	11,165
	08d \$75,001-110,000	15,135	14,298	15,928
	08e \$110,001 and more	15,796	16,449	16,551

As required by the *Higher Education Act, as amended (2008)*, these amounts will be posted on the U.S. Department of Education's College Navigator website.

 The notes below provide context for the data you've reported above and **may** be posted on the College Navigator website. Choose one option that best explains your data or choose "Non-applicable" if you do not wish to provide context notes. If none of the options provided explain your institution's data, then choose "Other" and write your own context notes. Notes should be written to be understood by students and parents. For example, institutions may report here other sources of private aid not included in the categories listed.

Non-applicable

Institution: University of Missouri-St Louis (178420)

User ID: 29C0011

Section 2: Military Servicemembers and Veteran's Benefits - Undergraduate and Graduate**Section 2: Military Servicemembers and Veteran's Benefits**

IMPORTANT NOTE: Report for **Post-9/11 GI Bill Benefits: July 1, 2017 - June 30, 2018** and Report for **Department of Defense Tuition Assistance Program: October 1, 2017 - September 30, 2018**

- Report the total number of student recipients and the total dollar amounts for each program.
- Student recipients can also include eligible dependents.
- Consult with your campus certifying official, who may not be in the student financial aid office.
- For Post-9/11 GI Bill Benefits, do not include the matching institutional aid provided through the Yellow Ribbon Program if your school participated.
- Information reported to IPEDS is only what is known to the institution.
- Enter zero (0) if your institution did not have beneficiaries for that student level or program. Please do not leave a cell blank.

				YOUR PRIOR YEAR DATA
Type of benefit/assistance	Number of students receiving benefits/assistance	Total dollar amount of benefits/assistance disbursed through the institution	Average dollar amount of benefits/assistance disbursed through the institution	Average dollar amount of benefits/assistance disbursed through the institution
<u>Post-9/11 GI Bill Benefits</u>				
Undergraduate students	174	1,475,544	8,480	7,265
Graduate students	27	149,415	5,534	6,851
Total	201	1,624,959	8,084	7,206
<u>Department of Defense Tuition Assistance Program</u>				
Undergraduate students	29	91,500	3,155	3,758
Graduate students	1	2,250	2,250	2,500
Total	30	93,750	3,125	3,706

Institution: University of Missouri-St Louis (178420)

User ID: 29C0011

Prepared by

The name of the preparer is being collected so that we can follow up with the appropriate person in the event that there are questions concerning the data. The Keyholder will be copied on all email correspondence to other preparers.

The time it took to prepare this component is being collected so that we can continue to improve our estimate of the reporting burden associated with IPEDS. Please include in your estimate the time it took for you to review instructions, query and search data sources, complete and review the component, and submit the data through the Data Collection System.

Thank you for your assistance.

This survey component was prepared by:

<input checked="" type="radio"/>	Keyholder	<input type="radio"/>	SFA Contact	<input type="radio"/>	HR Contact
<input type="radio"/>	Finance Contact	<input type="radio"/>	Academic Library Contact	<input type="radio"/>	Other
Name:	<input type="text" value="Randy Sade"/>				
Email:	<input type="text" value="SadeR@umsystem.edu"/>				

How many staff from your institution only were involved in the data collection and reporting process of this survey component?

<input type="text" value="4.00"/>	Number of Staff (including yourself)
-----------------------------------	--------------------------------------

How many hours did you and others from your institution only spend on each of the steps below when responding to this survey component?

Exclude the hours spent collecting data for state and other reporting purposes.

Staff member	Collecting Data Needed		Revising Data to Match IPEDS Requirements		Entering Data		Revising and Locking Data	
	<input type="text"/>	hours	<input type="text"/>	hours	<input type="text"/>	hours	<input type="text"/>	hours
Your office	<input type="text" value="5.00"/>	hours	<input type="text" value="0.00"/>	hours	<input type="text" value="1.00"/>	hours	<input type="text" value="2.00"/>	hours
Other offices	<input type="text" value="16.50"/>	hours	<input type="text" value="0.00"/>	hours	<input type="text" value="1.50"/>	hours	<input type="text" value="2.00"/>	hours

Institution: University of Missouri-St Louis (178420)

User ID: 29C0011

Summary**IPEDS Student Financial Aid (SFA) Survey Summary**

IPEDS collects important information regarding your institution. All data reported in IPEDS survey components become available in the IPEDS Data Center and appear as aggregated data in various Department of Education reports. Additionally, some of the reported data appears specifically for your institution through the College Navigator website and is included in your institution's Data Feedback Report (DFR). The purpose of this summary is to provide you an opportunity to view some of the data that, when accepted through the IPEDS quality control process, will appear on the College Navigator website and/or your DFR. College Navigator is updated approximately three months after the data collection period closes and Data Feedback Reports will be available through the [Data Center](#) and sent to your institution's CEO in November 2018.

Please review your data for accuracy. If you have questions about the data displayed below after reviewing the data reported on the survey screens, please contact the IPEDS Help Desk at: 1-877-225-2568 or ipedshelp@rti.org.

Total grant aid received by all undergraduate students		\$44,024,974
Number of undergraduate students who received a Pell Grant		3,237
Percentage of FTFT students receiving any financial aid		95%
	Percentage of FTFT students receiving grant aid by type	Average amount of grant aid received by type
Total	91%	\$12,235
Federal Government	49%	\$5,142
Pell	49%	\$5,031
Other Federal	7%	\$800
State/Local Government	51%	\$2,161
Institutional	87%	\$8,642
	Percentage of FTFT students receiving loans by type	Average amount of loans received by type
Total	45%	\$5,616
Federal	45%	\$4,793
Non-federal	5%	\$8,624
Average net price for FTFT students who receive grant aid		\$9,481
Average net price for FTFT students who receive Title IV federal student aid		
\$0 – 30,000		\$7,565
\$30,001 – 48,000		\$9,420
\$48,001 – 75,000		\$11,165
\$75,001 – 110,000		\$15,928
\$110,001 and more		\$16,551

Military Servicemembers and Veteran's Benefits

		Total dollar amount of
--	--	------------------------

	Number of students receiving benefits/assistance	benefits/assistance awarded through the institution
Post-9/11 GI Bill Benefits		
Undergraduate students	174	\$1,475,544
Graduate students	27	\$149,415
Total	201	\$1,624,959
Department of Defense Tuition Assistance Program		
Undergraduate students	29	\$91,500
Graduate students	1	\$2,250
Total	30	\$93,750

Institution: University of Missouri-St Louis (178420)

User ID: 29C0011

Edit Report

Student Financial Aid**University of Missouri-St Louis (178420)**

Source	Description	Severity	Resolved	Options
--------	-------------	----------	----------	---------

Screen: Part D - Enter Information about Group 3

Screen Entry	The number entered is outside the expected range of between 61 and 113 when compared with the prior year value. Please correct your data or explain. (Error #7169)	Explanation	Yes	
Reason:	This is due to an abnormal drop of Group 3 Off-campus w/ family in the prior year. 2017-18 (132);2016-17 (87); 2015-16 (134); 2014-15 (118).			
Screen Entry	The number entered is outside the expected range of between 94 and 174 when compared with the prior year value. Please correct your data or explain. (Error #7169)	Explanation	Yes	
Reason:	This is due to First Time College enrollment drop for Group 3 from Fall 2015 to Fall 2016.			

Screen: Part E - Enter Information about Group 4

Screen Entry	The number entered is outside the expected range of between 24 and 44 when compared with the prior year value. Please correct your data or explain. (Error #7169)	Explanation	Yes	
Reason:	This is due to an abnormal drop of Group 4 Off-campus w/o family in the prior year. 2017-18 (49);2016-17 (34); 2015-16 (65); 2014-15 (53).			
Screen Entry	The number entered is outside the expected range of between 46 and 84 when compared with the prior year value. Please correct your data or explain. (Error #7169)	Explanation	Yes	
Reason:	This is due to First Time College enrollment drop for Group 4 from Fall 2015 to Fall 2016.			