

Student Financial Aid 2018-19

2017-18 Data

Institution: Missouri University of Science and Technology (178411)

User ID: 29C0011

Overview

IPEDS Student Financial Aid Component Overview
Public Academic Reporters

Welcome to the Student Financial Aid (SFA) component. The purpose of the SFA component is to collect information about financial aid provided to various groups of undergraduate students and military/veteran educational benefits for all students at your institution.

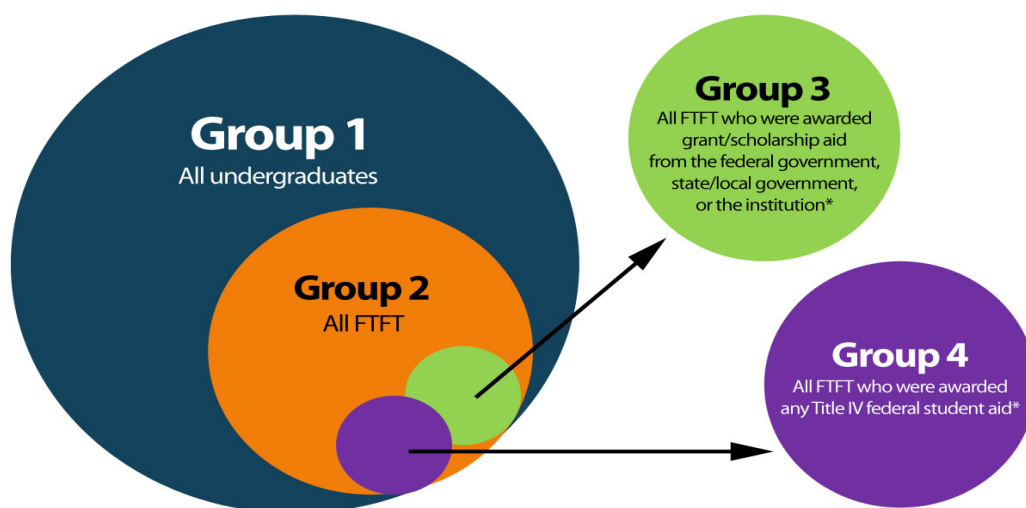
Changes to This Year's SFA Component

There were no changes implemented for the 2018-19 data collection period.

Data Reporting Reminders**Undergraduate Student Groups**

You will be asked to report information for different groups of students.

- **Group 1:** All undergraduate students
- **Group 2:** Of Group 1, full-time, first-time degree/certificate-seeking students (FTFT)
- **Group 3:** Of Group 2, FTFT students who paid the in-state/in-district tuition rate and were awarded any grant/scholarship aid from the federal government, state/local government, or the institution
- **Group 4:** Of Group 2, FTFT students who paid the in-state/in-district tuition rate and were awarded any Title IV federal student aid



*For public institutions, include only those students paying the in-state or in-district tuition rate. For program reporters, include only those students enrolled in the institution's largest program.

COA Revisions

Revisions to Cost of Attendance (COA) used to calculate the net price of attendance can be made in this component.

Consult the instructions and screens to make sure you are reporting the correct aid amounts for the correct groups of students.

College Affordability and Transparency Lists

Net price amounts calculated in SFA will be used to populate the U.S. Department of Education's College Affordability and Transparency lists.

Interactive Edits and Error Messages

SFA contains interactive edits that will check for blank fields, invalid values, or values that fall outside expected ranges. Some error messages will require you to confirm or explain the values that you entered. Some error messages are fatal and will require you to contact the IPEDS Help Desk at (877) 225-2568 for resolution.

Context Boxes

You will find optional text boxes throughout SFA. Context boxes allow you to provide more information about the data you enter. Some of these context boxes may be made available to the public on College Navigator, so make sure that the information you enter can be understood easily by students, parents, and the general public.

Resources

To download the survey materials for this component: [Survey Materials](#)

To access your prior year data submission for this component: [Reported Data](#)


Institution: Missouri University of Science and Technology (178411)

User ID: 29C0011

Section 1: Part A**Part A - Establish Your Groups**

Part A establishes the number of students in various groups. Note that the numbers on this screen will be carried forward to other parts of the Student Financial Aid component.

In the fields below, report the number of students in each of the following groups.

		 Fall 2017	YOUR PRIOR YEAR DATA Fall 2016
01	Group 1 All <u>undergraduate</u> students	<input type="text" value="6,919"/>	6,906
02	Group 2 Of those in Group 1, those who are <u>full-time</u> , <u>first-time</u> degree/certificate-seeking	<input type="text" value="1,414"/>	1,466
02a	Of those in Group 2, those who were awarded any <u>Federal Work Study</u> , <u>loans to students</u> , or grant or scholarship aid from the federal government, state/local government, the institution, or other sources known to the institution	<input type="text" value="1,372"/>	1,393
02b	Of those in Group 2, those who were awarded any <u>loans to students</u> or grant or scholarship aid from the federal government, state/local government, or the institution	<input type="text" value="1,356"/>	1,378
03	Group 3 Of those in Group 2, those paid the in-state or in-district tuition rate and who were awarded grant or scholarship aid from the federal government, state/local government, or the institution	<input type="text" value="1,095"/>	1,072
04	Group 4 Of those in Group 2, those paid the in-state or in-district tuition rate and who were awarded any <u>Title IV federal student aid</u>	<input type="text" value="741"/>	735

Institution: Missouri University of Science and Technology (178411)

User ID: 29C0011

Section 1: Part B

Part B - Enter Information About Group 1

Group 1 students are ALL undergraduate students (including first-time students) enrolled in Fall 2017.

For this part, report:

For These Students	The Following Type(s) of Aid	Awarded in This Period
<ul style="list-style-type: none"> All undergraduate students enrolled in Fall 2017 	<ul style="list-style-type: none"> Grant or scholarship aid from: <ul style="list-style-type: none"> federal government state/local government the institution other sources known to the institution Loans to students from: <ul style="list-style-type: none"> the federal government 	<ul style="list-style-type: none"> Any time during academic year 2017-18

In the fields below, report the number of Group 1 students and the total amount of aid awarded to these students for each type of aid.

Information from Part A:

Fall 2017

Group 1


All undergraduate students

6,919

(This number is carried forward from Part A, Line 01.)

2017-18

Aid Type	Number of Group 1 students who were awarded aid	Percentage of Group 1 students who were awarded aid	Total amount of aid awarded to Group 1 students	Average amount of aid awarded to Group 1 students
01 Grant or scholarship aid from the federal government, state/local government, the institution, and other sources known to the institution (Do NOT include federal student loans)	5,468	79	45,242,369	8,274
02 Pell Grants	1,766	26	7,439,508	4,213
03 Federal student loans	3,417	49	21,308,966	6,236

 The notes below provide context for the data you've reported above and **may** be posted on the College Navigator website. Choose one option that best explains your data or choose "Non-applicable" if you do not wish to provide context notes. If none of the options provided explain your institution's data, then choose "Other" and write your own context notes. Notes should be written so that they can be understood by students and parents. For example, institutions may report here other sources of private aid not included in the categories listed.

Non-applicable

An empty table with a white background and a thin black border. The table is oriented horizontally and contains no data. It features a vertical scrollbar on the right side and a horizontal scrollbar at the bottom, both with standard arrow icons.

Institution: Missouri University of Science and Technology (178411)

User ID: 29C0011

Section 1: Part C, Page 1

Part C, Page 1 - Enter Information about Group 2

Group 2 students are all full-time, first-time degree/certificate-seeking undergraduate students enrolled in Fall 2017.

In the fields below, report the number of Group 2 students paying in-district, in-state, and out-of-state tuition rates. If your institution does not offer different rates, report all students as paying in-state tuition rates.

Information from Part A:			Fall 2017		
Group 2 (This number is carried forward from Part A, Line 02)			1,414		
Full-time, first-time degree/certificate-seeking undergraduates					
Group 2 students:			Fall 2017		YOUR PRIOR YEAR DATA
					Fall 2016
			Number of Group 2 students	Percentage of Group 2 students	Percentage of Group 2 students
01	01a	<u>paying in-district tuition rates</u>	<input type="text" value="0"/>	0	0
	01b	<u>paying in-state tuition rates</u>	<input type="text" value="1,205"/>	85	83
	01c	<u>paying out-of-state tuition rates</u>	<input type="text" value="209"/>	15	17
	01d	Unknown (calculated value) This value is calculated using the following formula: [A02-(C01a+C01b+C01c)]	0	0	0

Institution: Missouri University of Science and Technology (178411)

User ID: 29C0011

Section 1: Part C, Page 2

Part C, Page 2 - Enter Information about Group 2

Part C includes financial aid information about Group 2. Group 2 students are all full-time, first-time degree/certificate-seeking undergraduate students enrolled in Fall 2017.

For this part, report:

For These Students	The Following Type(s) of Aid	Awarded in This Period
<ul style="list-style-type: none"> Full-time, first-time degree/certificate-seeking undergraduate students enrolled in Fall 2017 	<ul style="list-style-type: none"> Grant or scholarship aid from: <ul style="list-style-type: none"> federal government state/local government the institution Loans to students from: <ul style="list-style-type: none"> the federal government other sources, including private or other loans Do not include: <ul style="list-style-type: none"> grant or scholarship aid from private or other sources PLUS loans or loans made to anyone other than the student 	<ul style="list-style-type: none"> Any time during academic year 2017-18 For program reporters, this is the aid year period from July 1, 2017 through June 30, 2018.

In the fields below, report the number of Group 2 students and the total amount of aid awarded to these students for each type of aid. Enter unduplicated student counts within a category (e.g., Pell Grants). However, a student can appear in more than one aid category.

Information from Part A:				Fall 2017	
Group 2 (This number is carried forward from Part A, Line 02)				1,414	
Full-time, first-time degree/certificate-seeking undergraduates					
Group 2a (This number is carried forward from Part A, Line 02a)					
Of those in Group 2, those who were awarded: -Federal Work Study -loans to students -grant or scholarship aid from the federal government, state/local government, or the institution -other sources known to the institution				1,372	
Group 2b (This number is carried forward from Part A, Line 02b)					
Of those in Group 2, those who were awarded: -loans to students -grant or scholarship aid from the federal government, state/local government, or the institution				1,356	
Group 3 (This number is carried forward from Part A, Line 03)					
Of those in Group 2, those who paid the in-state or in-district tuition rate and were awarded: -grant or scholarship aid from the federal government, state/local government, or the institution				1,095	
Aid Type				YOUR PRIOR YEAR DATA	
				Fall 2017	
	Number of Group 2 students who were awarded aid	Percentage of Group 2 students who were awarded aid	Total amount of aid awarded to Group 2 students	Average amount of aid awarded to Group 2 students	Average amount of aid awarded to Group 2 students

01	Grants or scholarships from the federal government, state/local government, or the institution		1,293	91	11,861,059	9,173	8,975
02	<u>Federal grants</u>		354	25	1,567,366	4,428	4,160
	02a	<u>Pell Grants</u>	354	25	1,511,916	4,271	4,024
	02b	<u>Other federal grants</u>	114	8	55,450	486	471
03	<u>State/local government grants or scholarships</u> (includes fellowships/tuition waivers/exemptions)		713	50	1,942,134	2,724	2,859
04	<u>Institutional grants or scholarships</u> (includes fellowships/tuition waivers/exemptions)		1,182	84	8,351,559	7,066	6,902
05	<u>Loans to students</u>		760	54	5,313,711	6,992	7,614
	05a	Federal loans	749	53	3,975,659	5,308	5,741
	05b	Other loans (including private loans)	187	13	1,338,052	⚠ 7,155	9,459

ⓘ The notes below provide context for the data you've reported above and may be posted on the College Navigator website. Choose one option that best explains your data or choose "Non-applicable" if you do not wish to provide context notes. If none of the options provided explain your institution's data, then choose "Other" and write your own context notes. Notes should be written to be understood by students and parents. For example, institutions may report here other sources of private aid not included in the categories listed.

Non-applicable

⬆
⬇

⬅
➡

Institution: Missouri University of Science and Technology (178411)

User ID: 29C0011

Section 1: Comparison Chart**Comparison Chart**

Based on the information reported on the previous screens for Group 1 (all undergraduates) and Group 2 (full-time, first-time degree/certificate-seeking undergraduates), this comparison chart seeks to help institutions check their reported data. Assuming that the information on Groups 1 and 2 is correct, then the calculated fields for 'All Other Undergraduates' should be the balance (Group 1 minus Group 2). If the balance does not check with your institution's calculations, please correct your reported numbers for Groups 1 and 2 before moving forward with the completion of the SFA survey component.

Note: Data for the 'All Other Undergraduates' will appear in the IPEDS Data Center for data users, but not in College Navigator.

		Number of students	Pell grants	Federal Student Loans
01	Group 1 (all undergraduates)	6,919		
02	Number of students who were awarded aid		1,766	3,417
03	Percentage who were awarded aid		26	49
04	Total amount of aid awarded		7,439,508	21,308,966
05	Average amount of aid awarded		4,213	6,236
06	Group 2 (Full-time, first-time undergraduates)	1,414		
07	Number of students who were awarded aid		354	749
08	Percentage who were awarded aid		25	53
09	Total amount of aid awarded		1,511,916	3,975,659
10	Average amount of aid awarded		4,271	5,308
11	All other undergraduates (Line 01 - Line 06)	5,505		
12	Number of students who were awarded aid (Line 02 - Line 07)		1,412	2,668
13	Percentage who were awarded aid (Line 12 / Line 11)		26	48
14	Total amount of aid awarded (Line 04 - Line 09)		5,927,592	17,333,307
15	Average amount of aid awarded (Line 14 / Line 12)		4,198	6,497



Institution: Missouri University of Science and Technology (178411)

User ID: 29C0011

Section 1: Cost of Attendance**Cost of attendance for full-time, first-time undergraduate students:**

Please enter the amounts requested below. These data will be made available to the public on College Navigator. If your institution participates in any Title IV programs (Pell, Stafford, etc.), you must complete all information. *Estimates of expenses for books and supplies, room and board, and other expenses are those from the **Cost of Attendance report** used by the financial aid office in determining financial need. Please talk to your financial aid office to get these numbers to ensure that you are reporting correctly.*

These numbers are carried forward from Institutional Characteristics and should only be changed if an error was made in the reporting.

Charges for full academic year		2015-16	2016-17	2017-18
Published tuition and required fees:				
<u>In-district</u>				
	Tuition	7,734	7,734	7,896
	Required fees	1,314	1,323	1,350
	Tuition + fees total	9,048	9,057	9,246
<u>In-state</u>				
	Tuition	7,734	7,734	7,896
	Required fees	1,314	1,323	1,350
	Tuition + fees total	9,048	9,057	9,246
<u>Out-of-state</u>				
	Tuition	23,156	23,850	24,568
	Required fees	1,314	1,323	1,350
	Tuition + fees total	24,470	25,173	25,918
	 <u>Books and supplies</u>	830	836	822
On-campus:				
	<u>Room and board</u>	9,464	9,780	10,094
	<u>Other expenses</u>	2,356	2,372	1,850
	Room and board and other expenses	11,820	12,152	11,944
Off-campus (not with family):				
	<u>Room and board</u>			
	<u>Other expenses</u>			
	Room and board and other expenses	0	0	0
 Off-campus (with family):				
	<u>Other expenses</u>			

Institution: Missouri University of Science and Technology (178411)

User ID: 29C0011

Section 1: Part D

Part D - Enter Information about Group 3

Group 3 students are all full-time, first-time degree/certificate-seeking undergraduate students enrolled in Fall 2017 paid the in-state or in-district tuition rate and who were awarded grant or scholarship aid from the following sources: the federal government, state/local government, or the institution. The information you report in this part will be used in Part F to calculate average institutional net price.


For this part, report:

For These Students	The Following Type(s) of Aid	Awarded in This Period
<ul style="list-style-type: none"> Full-time, first-time degree/certificate-seeking undergraduate students enrolled in Fall 2017 paid the in-state or in-district tuition rate and who were awarded grant or scholarship aid from the following sources: the federal government, state/local government, or the institution Do not include students who were awarded only grant or scholarship aid from private or other sources, or students who were awarded only non-grant aid 	<ul style="list-style-type: none"> Grant or scholarship aid from: <ul style="list-style-type: none"> federal government state/local government the institution Do not include grant or scholarship aid from private or other sources 	<ul style="list-style-type: none"> Any time during academic year 2017-18

In the fields below, report the number of Group 3 students with each type of living arrangement and the total amount of grant or scholarship aid from the federal government, state/local government, or the institution awarded to these students.

Information from Part A:		YOUR PRIOR YEAR DATA 2015-2016	YOUR PRIOR YEAR DATA 2016-2017	2017-2018
Group 3 Full-time, first-time degree/certificate-seeking undergraduate students paid the in-state or in-district tuition rate and who were awarded grant or scholarship aid from the following sources: the federal government, state/local government, or the institution (This number is carried forward from Part A, Line 03)		1,074	1,072	1,095
01	Report the number of Group 3 students with the following living arrangements:	YOUR PRIOR YEAR DATA 2015-16	YOUR PRIOR YEAR DATA 2016-17	2017-18
	01a <u>On-campus</u>	1,074	1,072	1,095
	01b <u>Off-campus (with family)</u>	0	0	0
	01c <u>Off-campus (not with family)</u>	0	0	0
	01d Unknown (calculated) This value is calculated using the following formula: [A03-(D01a+D01b+D01c)]	0	0	0
02	Report the total amount of grant or scholarship aid from the federal government, state/local	8,403,259	8,481,740	8,779,351

	government, or the institution awarded to Group 3 students			
03	Average grant or scholarship aid from the federal government, state/local government, or the institution awarded to Group 3 students (calculated value). This value is calculated using the following formula: [D02/A03]	7,824	7,912	8,018

 **The notes below provide context for the data you've reported above and may be posted on the College Navigator website. Choose one option that best explains your data or choose "Non-applicable" if you do not wish to provide context notes. If none of the options provided explain your institution's data, then choose "Other" and write your own context notes. Notes should be written to be understood by students and parents. For example, institutions may report here other sources of private aid not included in the categories listed.**

Non-applicable

<
>

^
v

Institution: Missouri University of Science and Technology (178411)

User ID: 29C0011

Section 1: Part E

Part E – Enter Information about Group 4

Part E includes financial aid information about Group 4. undergraduate students enrolled in Fall 2017 paid the in-state or in-district tuition rate and who were awarded any Title IV federal student aid, including federal grants or federal student loans. The information you report in this part will be used in Part G to calculate average institutional net price by income level.

For this part, report:

For These Students	The Following Type(s) of Aid	Awarded in This Period
<ul style="list-style-type: none"> Full-time, first-time degree/certificate-seeking undergraduate students enrolled in Fall 2017 paid the in-state or in-district tuition rate and who were awarded any Title IV federal student aid 	<ul style="list-style-type: none"> Grant or scholarship aid from: <ul style="list-style-type: none"> federal government state/local government the institution Do not include: <ul style="list-style-type: none"> grant or scholarship aid from private or other sources loan amounts Federal Work Study amounts 	<ul style="list-style-type: none"> Any time during academic year 2017-18

In the fields below, report the number of Group 4 students with each type of living arrangement and the total amount of grant or scholarship aid from the federal government, state/local government, or the institution awarded to these students by income level.

Information from Part A:

Group 4

Full-time, first-time degree/certificate-seeking undergraduate students paid the in-state or in-district tuition rate and who were awarded any Title IV federal student aid (This number is carried forward from Part A, Line 04)

2015-16 2016-17 2017-18

765 735 741

01 Report the number of Group 4 students with the following living arrangements:

YOUR PRIOR YEAR DATA YOUR PRIOR YEAR DATA

2015-16 2016-17 2017-18


01a	<u>On-campus</u>	765	735	741
01b	<u>Off-campus (with family)</u>	0	0	0
01c	<u>Off-campus (not with family)</u>	0	0	0
01d	Unknown (calculated) This value is calculated using the formula: [A04-(E01a+E01b+E01c)]	0	0	0

Number of students who were awarded any Title IV aid (Group 4)

Of those in Column 1, the number who were awarded any grant or scholarship aid from the following sources: the federal government, state/local government, or the institution

Of those in Column 1, the total amount of grant or scholarship aid awarded from the following sources: the federal government, state/local government, or the institution

Average amount of federal, state/local, and institutional grant or scholarship aid awarded to Group 4 students

			2015-16			
			Col. 1	Col. 2	Col. 3	Col. 4
02	Income level					
	02a	\$0-30,000	145	145	1,719,990	11,862
	02b	\$30,001-48,000	81	81	779,506	9,624
	02c	\$48,001-75,000	148	145	1,129,520	7,632
	02d	\$75,001-110,000	191	156	970,084	5,079
	02e	\$110,001 and more	200	167	1,057,760	5,289
	02f	Total all income levels	765	694	5,656,860	7,395
			2016-17			
			Col. 1	Col. 2	Col. 3	Col. 4
03	Income level					
	03a	\$0-30,000	131	131	1,496,547	11,424
	03b	\$30,001-48,000	110	110	1,246,442	11,331
	03c	\$48,001-75,000	147	144	1,116,592	7,596
	03d	\$75,001-110,000	144	122	787,927	5,472
	03e	\$110,001 and more	203	156	917,569	4,520
	03f	Total all income levels	735	663	5,565,077	7,572
			2017-18			
			Col. 1	Col. 2	Col. 3	Col. 4
04	Income level					
	04a	\$0-30,000	134	132	1,617,998	12,075
	04b	\$30,001-48,000	112	112	1,191,347	10,637
	04c	\$48,001-75,000	129	126	1,003,262	7,777
	04d	\$75,001-110,000	168	156	1,026,114	6,108
	04e	\$110,001 and more	198	157	946,254	4,779
	04f	Total all income levels	741	683	5,784,975	7,807
<p> The notes below provide context for the data you've reported above and may be posted on the College Navigator website. Choose one option that best explains your data or choose "Non-applicable" if you do not wish to provide context notes. If none of the options provided explain your institution's data, then choose "Other" and write your own context notes. Notes should be written to be understood by students and parents. For example, institutions may report here other sources of private aid not included in the categories listed.</p>						

Non-applicable

 An empty table with a light gray background and a thin black border. It features a vertical scrollbar on the right side and a horizontal scrollbar at the bottom, both with gray tracks and white arrows. The table is currently empty.

Institution: Missouri University of Science and Technology (178411)

User ID: 29C0011


Section 1: Part F

Part F – Net Price Calculation for Group 3

The following net price calculation is based on information that your institution reported in the Institutional Characteristics component and the Student Financial Aid component. For more information about the data your institution reported in the Institutional Characteristics component, please contact your institution's IPEDS Keyholder.

		YOUR PRIOR YEAR DATA	YOUR PRIOR YEAR DATA	2017-18
		2015-16	2016-17	
Components of cost of attendance				
01	Published <u>tuition</u> and <u>required fees</u> (lower of in-district or in-state)	9,048	9,057	9,246
02	<u>Books and supplies</u>	830	836	822
03	<u>Room and board</u> and <u>other expenses</u> by living arrangement			
	03a <u>On-campus</u>	11,820	12,152	11,944
	03b <u>Off-campus (with family)</u>			
	03c <u>Off-campus (not with family)</u>	0	0	0
04	Number of Group 3 students by living arrangement			
	04a <u>On-campus</u>	1,074	1,072	1,095
	04b <u>Off-campus (with family)</u>	0	0	0
	04c <u>Off-campus (not with family)</u>	0	0	0
	04d Unknown	0	0	0
05	Weighted average for room and board and other expenses by living arrangement (excluding unknown values) See instructions for the formula for this calculation	11,820	12,152	11,944
06	Total cost of attendance This value is calculated using the following formula: [F01+F02+F05]	21,698	22,045	22,012
07	Average amount of grant or scholarship aid awarded to Group 3 students from the following sources: the federal government, state/local government, and the institution	7,824	7,912	8,018
08	Average institutional <u>net price</u> for Group 3 students This value is calculated using the following formula: [F06-F07]	13,874	14,133	13,994

As required by the *Higher Education Act, as amended (2008)*, these amounts will be posted on the U.S. Department of Education's College Navigator website and used in the U.S. Department of Education's College Affordability and Transparency Lists.

 The notes below provide context for the data you've reported above and **may** be posted on the College Navigator website. Choose one option that best explains your data or choose "Non-applicable" if you do not wish to provide context notes. If none of the options provided explains your institution's data, then choose "Other" and write your own context notes. Notes should be written to be understood by students and parents. For example, institutions may report here other sources of private aid not included in the categories listed.

Non-applicable

Institution: Missouri University of Science and Technology (178411)


User ID: 29C0011

Section 1: Part G**Part G – Net Price Calculation for Group 4**

The following net price calculation is based on information that your institution reported in the Institutional Characteristics component and the Student Financial Aid component. For more information about the data your institution reported in the Institutional Characteristics component, please contact your institution's IPEDS Keyholder.

		YOUR PRIOR YEAR DATA	YOUR PRIOR YEAR DATA	2017-18
		2015-16	2016-17	
Components of cost of attendance				
01	Published <u>tuition</u> and <u>required fees</u> (lower of in-district or in-state)	9,048	9,057	9,246
02	<u>Books and supplies</u>	830	836	822
03	<u>Room and board</u> and <u>other expenses</u> by living arrangement			
	03a <u>On-campus</u>	11,820	12,152	11,944
	03b <u>Off-campus (with family)</u>			
	03c <u>Off-campus (not with family)</u>	0	0	0
04	Number of Group 4 students by living arrangement			
	04a <u>On-campus</u>	765	735	741
	04b <u>Off-campus (with family)</u>	0	0	0
	04c <u>Off-campus (not with family)</u>	0	0	0
	04d Unknown	0	0	0
05	Weighted average for room and board and other expenses by living arrangement (excluding unknown values) See instructions for the formula for this calculation	11,820	12,152	11,944
06	Total cost of attendance by income level This value is calculated using the following formula: [G01+G02+G05]	21,698	22,045	22,012
07	Average amount of grant or scholarship aid awarded to Group 4 students from the following sources: the federal government, state/local government, and the institution	7,395	7,572	7,807
	07a \$0-30,000	11,862	11,424	12,075
	07b \$30,001-48,000	9,624	11,331	10,637
	07c \$48,001-75,000	7,632	7,596	7,777
	07d \$75,001-110,000	5,079	5,472	6,108
	07e \$110,001 and more	5,289	4,520	4,779
08	Average institutional <u>net price</u> for Group 4 students This value is calculated using the following formula: [G06-G07]			
	08a \$0-30,000	9,836	10,621	9,937
	08b \$30,001-48,000	12,074	10,714	11,375
	08c \$48,001-75,000	14,066	14,449	14,235
	08d \$75,001-110,000	16,619	16,573	15,904
	08e \$110,001 and more	16,409	17,525	17,233

As required by the *Higher Education Act, as amended (2008)*, these amounts will be posted on the U.S. Department of Education's College Navigator website.

 The notes below provide context for the data you've reported above and **may** be posted on the College Navigator website. Choose one option that best explains your data or choose "Non-applicable" if you do not wish to provide context notes. If none of the options provided explain your institution's data, then choose "Other" and write your own context notes. Notes should be written to be understood by students and parents. For example, institutions may report here other sources of private aid not included in the categories listed.

Non-applicable

A large, empty rectangular text area with a thin border. It features a vertical scrollbar on the right side and a horizontal scrollbar at the bottom, indicating it is a scrollable input field for notes.

Institution: Missouri University of Science and Technology (178411)

User ID: 29C0011

Section 2: Military Servicemembers and Veteran's Benefits - Undergraduate and Graduate**Section 2: Military Servicemembers and Veteran's Benefits**

IMPORTANT NOTE: Report for **Post-9/11 GI Bill Benefits: July 1, 2017 - June 30, 2018** and Report for **Department of Defense Tuition Assistance Program: October 1, 2017 - September 30, 2018**

- Report the total number of student recipients and the total dollar amounts for each program.
- Student recipients can also include eligible dependents.
- Consult with your campus certifying official, who may not be in the student financial aid office.
- For Post-9/11 GI Bill Benefits, do not include the matching institutional aid provided through the Yellow Ribbon Program if your school participated.
- Information reported to IPEDS is only what is known to the institution.
- Enter zero (0) if your institution did not have beneficiaries for that student level or program. Please do not leave a cell blank.

				YOUR PRIOR YEAR DATA
Type of benefit/assistance	Number of students receiving benefits/assistance	Total dollar amount of benefits/assistance disbursed through the institution	Average dollar amount of benefits/assistance disbursed through the institution	Average dollar amount of benefits/assistance disbursed through the institution
<u>Post-9/11 GI Bill Benefits</u>				
Undergraduate students	141	1,347,203	9,555	8,965
Graduate students	92	303,045	3,294	3,933
Total	233	1,650,248	7,083	6,963
<u>Department of Defense Tuition Assistance Program</u>				
Undergraduate students	14	46,250	3,304	3,029
Graduate students	190	624,967	3,289	3,152
Total	204	671,217	3,290	3,144

Institution: Missouri University of Science and Technology (178411)

User ID: 29C0011

Prepared by

The name of the preparer is being collected so that we can follow up with the appropriate person in the event that there are questions concerning the data. The Keyholder will be copied on all email correspondence to other preparers.

The time it took to prepare this component is being collected so that we can continue to improve our estimate of the reporting burden associated with IPEDS. Please include in your estimate the time it took for you to review instructions, query and search data sources, complete and review the component, and submit the data through the Data Collection System.

Thank you for your assistance.

This survey component was prepared by:

<input checked="" type="radio"/>	Keyholder	<input type="radio"/>	SFA Contact	<input type="radio"/>	HR Contact
<input type="radio"/>	Finance Contact	<input type="radio"/>	Academic Library Contact	<input type="radio"/>	Other
Name:	<input type="text" value="Randy Sade"/>				
Email:	<input type="text" value="SadeR@umsystem.edu"/>				

How many staff from your institution only were involved in the data collection and reporting process of this survey component?

<input type="text" value="4.00"/>	Number of Staff (including yourself)
-----------------------------------	--------------------------------------

How many hours did you and others from your institution only spend on each of the steps below when responding to this survey component?

Exclude the hours spent collecting data for state and other reporting purposes.

Staff member	Collecting Data Needed		Revising Data to Match IPEDS Requirements		Entering Data		Revising and Locking Data	
	<input type="text"/>	hours	<input type="text"/>	hours	<input type="text"/>	hours	<input type="text"/>	hours
Your office	<input type="text" value="5.50"/>	hours	<input type="text" value="0.00"/>	hours	<input type="text" value="1.00"/>	hours	<input type="text" value="1.50"/>	hours
Other offices	<input type="text" value="16.50"/>	hours	<input type="text" value="0.00"/>	hours	<input type="text" value="1.50"/>	hours	<input type="text" value="1.00"/>	hours

Institution: Missouri University of Science and Technology (178411)

User ID: 29C0011

Summary**IPEDS Student Financial Aid (SFA) Survey Summary**

IPEDS collects important information regarding your institution. All data reported in IPEDS survey components become available in the IPEDS Data Center and appear as aggregated data in various Department of Education reports. Additionally, some of the reported data appears specifically for your institution through the College Navigator website and is included in your institution's Data Feedback Report (DFR). The purpose of this summary is to provide you an opportunity to view some of the data that, when accepted through the IPEDS quality control process, will appear on the College Navigator website and/or your DFR. College Navigator is updated approximately three months after the data collection period closes and Data Feedback Reports will be available through the [Data Center](#) and sent to your institution's CEO in November 2018.

Please review your data for accuracy. If you have questions about the data displayed below after reviewing the data reported on the survey screens, please contact the IPEDS Help Desk at: 1-877-225-2568 or ipedshelp@rti.org.

Total grant aid received by all undergraduate students		\$45,242,369
Number of undergraduate students who received a Pell Grant		1,766
Percentage of FTFT students receiving any financial aid		97%
	Percentage of FTFT students receiving grant aid by type	Average amount of grant aid received by type
Total	91%	\$9,173
Federal Government	25%	\$4,428
Pell	25%	\$4,271
Other Federal	8%	\$486
State/Local Government	50%	\$2,724
Institutional	84%	\$7,066
	Percentage of FTFT students receiving loans by type	Average amount of loans received by type
Total	54%	\$6,992
Federal	53%	\$5,308
Non-federal	13%	\$7,155
Average net price for FTFT students who receive grant aid		\$13,994
Average net price for FTFT students who receive Title IV federal student aid		
\$0 – 30,000		\$9,937
\$30,001 – 48,000		\$11,375
\$48,001 – 75,000		\$14,235
\$75,001 – 110,000		\$15,904
\$110,001 and more		\$17,233

Military Servicemembers and Veteran's Benefits

		Total dollar amount of
--	--	------------------------

	Number of students receiving benefits/assistance	benefits/assistance awarded through the institution
Post-9/11 GI Bill Benefits		
Undergraduate students	141	\$1,347,203
Graduate students	92	\$303,045
Total	233	\$1,650,248
Department of Defense Tuition Assistance Program		
Undergraduate students	14	\$46,250
Graduate students	190	\$624,967
Total	204	\$671,217

Institution: Missouri University of Science and Technology (178411)

User ID: 29C0011

Edit Report

Student Financial Aid

Missouri University of Science and Technology (178411)

Source	Description	Severity	Resolved	Options
--------	-------------	----------	----------	---------

Screen: Part C, Page 2 - Enter Information about Group 2

Screen Entry	The average amount of this type of aid awarded to Group 2 students is outside the expected range of between 7,568 and 11,350 when compared with the prior year value. Please check the number of students and the total amount of aid awarded to these students, and correct or explain the discrepant values. (Error #7147)	Explanation	Yes	
--------------	------------------------------------------------------------------------------------------------------------------------------------------------------------------------------------------------------------------------------------------------------------------------------------------------------------------------------	-------------	-----	--

Reason:	The count and amount of other student loans varies each year. For the 2017-2018 aid year S&T had more students borrow other student loans, however, they borrowed less overall.
---------	---------------------------------------------------------------------------------------------------------------------------------------------------------------------------------

Screen: Part E - Enter Information about Group 4

Screen Entry	The calculated average amount of grant or scholarship aid awarded to Group 4 students from the federal government, state/local government, or the institution for this income level is smaller than expected in comparison with the other income levels. Please check the values reported for the number of these students who were awarded any Title IV aid (Col. 1) and the total amount of grant or scholarship aid awarded to them (Col. 3) and correct your data or explain the discrepancy. (Error #7317)	Explanation	Yes	
--------------	-----------------------------------------------------------------------------------------------------------------------------------------------------------------------------------------------------------------------------------------------------------------------------------------------------------------------------------------------------------------------------------------------------------------------------------------------------------------------------------------------------------------	-------------	-----	--

Reason:	There are more students completing the FAFSA than in the past. Students who come from families who have a family income of \$110,000 or greater, are generally the students who receive higher merit awards. In the past, these students would have been less likely to file a FAFSA and would not have been listed in Group 4.
---------	---------------------------------------------------------------------------------------------------------------------------------------------------------------------------------------------------------------------------------------------------------------------------------------------------------------------------------