

Student Financial Aid 2017-18

2016-17 Data

Institution: Missouri University of Science and Technology (178411)

User ID: 29C0011

**Overview**

**IPEDS Student Financial Aid Component Overview**  
**Public Academic Reporters**

Welcome to the Student Financial Aid (SFA) component. The purpose of the SFA component is to collect information about financial aid provided to various groups of undergraduate students and military/veteran educational benefits for all students at your institution.

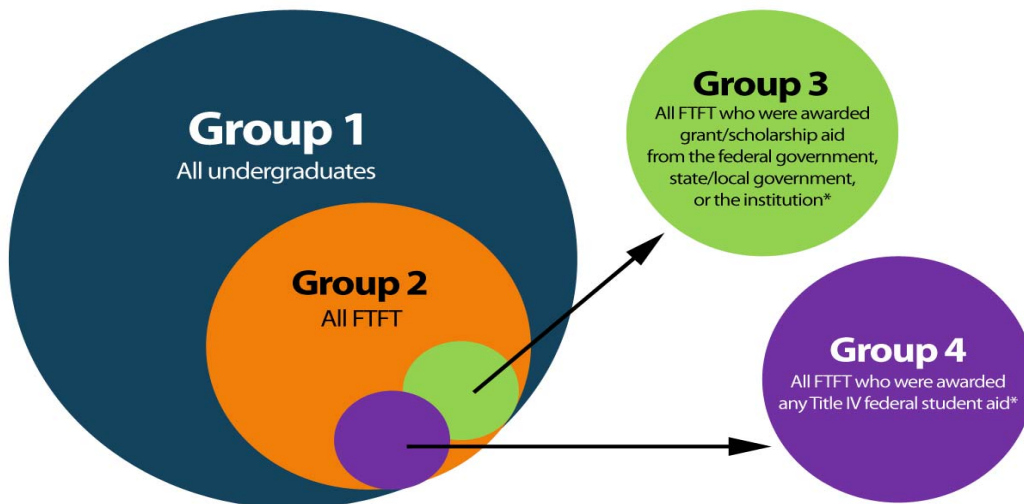
**Changes to This Year's SFA Component**

There were no changes implemented for the 2017-18 data collection period.

**Data Reporting Reminders****Undergraduate Student Groups**

You will be asked to report information for different groups of students.

- **Group 1:** All undergraduate students
- **Group 2:** Of Group 1, full-time, first-time degree/certificate-seeking students
- **Group 3:** Of Group 2, students who paid the in-state/in-district tuition rate and were awarded any grant/scholarship aid from the federal government, state/local government, or the institution
- **Group 4:** Of Group 2, students who paid the in-state/in-district tuition rate and were awarded any Title IV federal student aid



\*For public institutions, include only those students paying the in-state or in-district tuition rate. For program reporters, include only those students enrolled in the institution's largest program.

**COA Revisions**

Revisions to Cost of Attendance used to calculate the net price of attendance can be made in this component.

Consult the instructions and screens to make sure you are reporting the correct aid amounts for the correct groups of students.

**College Affordability and Transparency Lists**

Net price amounts calculated in SFA will be used to populate the Department's College Affordability and Transparency lists.

**Interactive Edits and Error Messages**

SFA contains interactive edits that will check for blank fields, invalid values, or values that fall outside expected ranges. Some error messages will require you to confirm or explain the values that you entered. Some error messages are fatal and will require you to contact the IPEDS Help Desk at 1-877-225-2568 for resolution.

**Context Boxes**

You will find optional text boxes throughout SFA. Context boxes allow you to provide more information about the data you enter. Some of these context boxes may be made available to the public on College Navigator, so make sure that the information you enter can be understood easily by students, parents, and the general public.

**Resources**

To download the survey materials for this component: [Survey Materials](#)

To access your prior year data submission for this component: [Reported Data](#)


Institution: Missouri University of Science and Technology (178411)

User ID: 29C0011

**Section 1: Part A****Part A - Establish Your Groups**

Part A establishes the number of students in various groups. Note that the numbers on this screen will be carried forward to other parts of the Student Financial Aid component.

In the fields below, report the number of students in each of the following groups.

		 Fall 2016	<b>YOUR PRIOR YEAR DATA</b> Fall 2015
01	<b>Group 1</b> All <u>undergraduate</u> students	<input type="text" value="6,906"/>	<b>6,839</b>
02	<b>Group 2</b> Of those in Group 1, those who are <u>full-time</u> , <u>first-time</u> degree/certificate-seeking	<input type="text" value="1,466"/>	<b>1,474</b>
02a	Of those in Group 2, those who were awarded any <u>Federal Work Study</u> , <u>loans to students</u> , or grant or scholarship aid from the federal government, state/local government, the institution, or other sources known to the institution	<input type="text" value="1,393"/>	<b>1,409</b>
02b	Of those in Group 2, those who were awarded any <u>loans to students</u> or grant or scholarship aid from the federal government, state/local government, or the institution	<input type="text" value="1,378"/>	<b>1,398</b>
03	<b>Group 3</b> Of those in Group 2, those paid the in-state or in-district tuition rate and who were awarded grant or scholarship aid from the federal government, state/local government, or the institution	<input type="text" value="1,072"/>	<b>1,074</b>
04	<b>Group 4</b> Of those in Group 2, those paid the in-state or in-district tuition rate and who were awarded any <u>Title IV federal student aid</u>	<input type="text" value="735"/>	<b>765</b>

Institution: Missouri University of Science and Technology (178411)

User ID: 29C0011

**Section 1: Part B**

**Part B - Enter Information About Group 1**

Part B includes information about Group 1. Group 1 students are ALL undergraduate students (including first-time students) enrolled in Fall 2016.

For this part, report:

For These Students	The Following Type(s) of Aid	Awarded in This Period
<ul style="list-style-type: none"> <li>All undergraduate students enrolled in Fall 2016</li> </ul>	<ul style="list-style-type: none"> <li>Grant or scholarship aid from the federal government</li> <li>Grant or scholarship aid from state/local government</li> <li>Grant or scholarship aid from the institution</li> <li>Grant or scholarship aid from other sources known to the institution</li> <li>Loans to students from the federal government</li> </ul>	<ul style="list-style-type: none"> <li>Any time during academic year 2016-17</li> </ul>

In the fields below, report the number of Group 1 students and the total amount of aid awarded to these students for each type of aid.

**Information from Part A:**

**Fall 2016**

**Group 1**


All undergraduate students

6,906

(This number is carried forward from Part A, Line 01.)

**2016-17**

Aid Type	Number of Group 1 students who were awarded aid	Percentage of Group 1 students who were awarded aid	Total amount of aid awarded to Group 1 students	Average amount of aid awarded to Group 1 students
01 Grant or scholarship aid from the federal government, state/local government, the institution, and other sources known to the institution (Do NOT include federal student loans)	5,506	80	46,248,535	8,400
02 Pell Grants	1,708	25	6,785,670	3,973
03 Federal student loans	3,440	50	22,401,544	6,512

 The notes below provide context for the data you've reported above and may be posted on the College Navigator website. Choose one option that best explains your data or choose "Non-applicable" if you do not wish to provide context notes. If none of the options provided explains your institution's data, then choose "Other" and write your own context notes. Notes should be written to be understood by students and parents. For example, institutions may report here other sources of private aid not included in the categories listed.

Non-applicable

This image shows a large, empty rectangular box with a thin black border. On the right side of the box, there is a vertical grey bar containing two arrowheads pointing up and down. At the bottom of the box, there is a horizontal grey bar containing two arrowheads pointing left and right. The rest of the box is empty.

Institution: Missouri University of Science and Technology (178411)

User ID: 29C0011

**Section 1: Part C, Page 1**

**Part C, Page 1 - Enter Information about Group 2**

Part C includes information about Group 2. Group 2 students are all full-time, first-time degree/certificate-seeking undergraduate students enrolled in Fall 2016.

**In the fields below, report the number of Group 2 students paying in-district, in-state, and out-of-state tuition rates. If your institution does not offer different rates, report all students as paying in-state tuition rates.**

Information from Part A:			Fall 2016		
<b>Group 2</b> Full-time, first-time degree/certificate-seeking undergraduates (This number is carried forward from Part A, Line 02)			1,466		
<b>Group 2 students:</b>			Fall 2016		YOUR PRIOR YEAR DATA
					Fall 2015
			<b>Number of Group 2 students</b>	<b>Percentage of Group 2 students</b>	<b>Percentage of Group 2 students</b>
01	01a	<u>paying in-district tuition rates</u>	<input type="text" value="0"/>	0	<b>0</b>
	01b	<u>paying in-state tuition rates</u>	<input type="text" value="1,211"/>	83	<b>82</b>
	01c	<u>paying out-of-state tuition rates</u>	<input type="text" value="255"/>	17	<b>18</b>
	01d	Unknown (calculated value) This value is calculated using the following formula: [A02-(C01a+C01b+C01c)]	0	0	<b>0</b>

Institution: Missouri University of Science and Technology (178411)

User ID: 29C0011

**Section 1: Part C, Page 2**

**Part C, Page 2 - Enter Information about Group 2**

Part C includes financial aid information about Group 2. Group 2 students are all full-time, first-time degree/certificate-seeking undergraduate students enrolled in Fall 2016.

For this part, report:

For These Students	The Following Type(s) of Aid	Awarded in This Period
<ul style="list-style-type: none"> <li>Full-time, first-time degree/certificate-seeking undergraduate students enrolled in Fall 2016</li> </ul>	<ul style="list-style-type: none"> <li>Grant or scholarship aid from the federal government</li> <li>Grant or scholarship aid from state/local government</li> <li>Grant or scholarship aid from the institution</li> <li>Loans to students from the federal government and from other sources, including private or other loans</li> <li>Do <u>not</u> include grant or scholarship aid from private or other sources</li> <li>Do <u>not</u> include PLUS loans or loans made to anyone other than the student</li> </ul>	<ul style="list-style-type: none"> <li>Any time during academic year 2016-17</li> <li>For program reporters, this is the aid year period from July 1, 2016 through June 30, 2017.</li> </ul>

In the fields below, report the number of Group 2 students and the total amount of aid awarded to these students for each type of aid. Enter unduplicated student counts within a category (e.g., Pell Grants). However, a student can appear in more than one aid category.

Information from Part A:	Fall 2016
<b>Group 2</b> Full-time, first-time degree/certificate-seeking undergraduates (This number is carried forward from Part A, Line 02)	1,466
<b>Group 2a</b> Of those in Group 2, those who were awarded any Federal Work Study, loans to students, or grant or scholarship aid from the federal government, state/local government, the institution, or other sources known to the institution (This number is carried forward from Part A, Line 02a)	1,393
<b>Group 2b</b> Of those in Group 2, those who were awarded any loans to students or grant or scholarship aid from the federal government, state/local government, or the institution (This number is carried forward from Part A, Line 02b)	1,378
<b>Group 3</b> Of those in Group 2, those who <b>paid the in-state or in-district tuition rate and</b> were awarded grant or scholarship aid from the federal government, state/local government, or the institution (This number is carried forward from Part A, Line 03)	1,072

Aid Type		YOUR PRIOR YEAR DATA
	Fall 2016	Fall 2015

		Number of Group 2 students who were awarded aid	Percentage of Group 2 students who were awarded aid	Total amount of aid awarded to Group 2 students	Average amount of aid awarded to Group 2 students	Average amount of aid awarded to Group 2 students
01	Grants or scholarships from the federal government, state/local government, or the institution	1,298	89	11,649,223	8,975	9,045
02	<u>Federal grants</u>	371	25	1,543,424	4,160	4,562
	02a <u>Pell Grants</u>	370	25	1,488,733	4,024	4,397
	02b <u>Other federal grants</u>	116	8	54,691	471	483
03	<u>State/local government grants or scholarships (grants/scholarships/waivers)</u>	708	48	2,023,995	2,859	2,564
04	<u>Institutional grants or scholarships (scholarships/fellowships)</u>	1,171	80	8,081,804	6,902	7,035
05	<u>Loans to students</u>	789	54	6,007,775	7,614	6,756
	05a <u>Federal loans</u>	773	53	4,437,563	5,741	5,443
	05b <u>Other loans (including private loans)</u>	166	11	1,570,212	⚠ 9,459	7,529

⊕ The notes below provide context for the data you've reported above and may be posted on the College Navigator website. Choose one option that best explains your data or choose "Non-applicable" if you do not wish to provide context notes. If none of the options provided explains your institution's data, then choose "Other" and write your own context notes. Notes should be written to be understood by students and parents. For example, institutions may report here other sources of private aid not included in the categories listed.

Non-applicable

⬆  
⬇

⬅  
➡



Institution: Missouri University of Science and Technology (178411)

User ID: 29C0011

**Section 1: Comparison Chart****Comparison Chart**

Based on the information reported on the previous screens for Group 1 (all undergraduates) and Group 2 (full-time, first-time degree/certificate-seeking undergraduates), this comparison chart seeks to help institutions check their reported data. Assuming that the information on Groups 1 and 2 are correct, then the calculated fields for 'All Other Undergraduates' should be the balance (Group 1 minus Group 2). If the balance does not check with your institution's calculations, please correct your reported numbers for Groups 1 and 2 before moving forward with the completion of the SFA survey component.

**Note:** Data for the 'All Other Undergraduates' will appear in the IPEDS Data Center for data users, but not in College Navigator.

		Number of students	Pell grants	Federal Student Loans
01	<b>Group 1 (all undergraduates)</b>	6,906		
02	Number of students who were awarded aid		1,708	3,440
03	Percentage who were awarded aid		25	50
04	Total amount of aid awarded		6,785,670	22,401,544
05	Average amount of aid awarded		3,973	6,512
06	<b>Group 2 (Full-time first-time undergraduates)</b>	1,466		
07	Number of students who were awarded aid		370	773
08	Percentage who were awarded aid		25	53
09	Total amount of aid awarded		1,488,733	4,437,563
10	Average amount of aid awarded		4,024	5,741
11	<b>All other undergraduates (Line 01 - Line 06)</b>	5,440		
12	Number of students who were awarded aid (Line 02 - Line 07)		1,338	2,667
13	Percentage who were awarded aid (Line 12 / Line 11)		25	49
14	Total amount of aid awarded (Line 04 - Line 09)		5,296,937	17,963,981
15	Average amount of aid awarded (Line 14 / Line 12)		3,959	6,736


Institution: Missouri University of Science and Technology (178411)

User ID: 29C0011

**Section 1: Cost of Attendance****Cost of attendance for full-time, first-time undergraduate students:**

Please enter the amounts requested below. These data will be made available to the public on College Navigator. If your institution participates in any Title IV programs (Pell, Stafford, etc.), you must complete all information. **Estimates of expenses for books and supplies, room and board, and other expenses are those from the Cost of Attendance report used by the financial aid office in determining financial need. Please talk to your financial aid office to get these numbers, to ensure that you are reporting correctly.**

These numbers are carried forward from Institutional Characteristics and should only be changed if an error was made in the reporting.

Charges for full academic year	2014-15	2015-16	2016-17
<b>Published <u>tuition</u> and <u>required fees</u>:</b>			
<u>In-district</u>			
Tuition	7,672	7,734	7,734
Required fees	1,289	1,314	1,323
Tuition + fees total	8,961	9,048	9,057
<u>In-state</u>			
Tuition	7,672	7,734	7,734
Required fees	1,289	1,314	1,323
Tuition + fees total	8,961	9,048	9,057
<u>Out-of-state</u>			
Tuition	22,482	23,156	23,850
Required fees	1,289	1,314	1,323
Tuition + fees total	23,771	24,470	25,173
 <u>Books and supplies</u>	896	830	836
<b><u>On-campus:</u></b>			
<u>Room and board</u>	9,396	9,464	9,780
<u>Other expenses</u>	2,540	2,356	2,372
Room and board and other expenses	11,936	11,820	12,152

Institution: Missouri University of Science and Technology (178411)

User ID: 29C0011

**Section 1: Part D**

**Part D - Enter Information about Group 3**


Part D includes financial aid information about Group 3. Group 3 students are all full-time, first-time degree/certificate-seeking undergraduate students enrolled in Fall 2016 paid the in-state or in-district tuition rate and who were awarded grant or scholarship aid from the following sources: the federal government, state/local government, or the institution. The information you report in this part will be used in Part F to calculate average institutional net price.

For this part report:

For These Students	The Following Type(s) of Aid	Awarded in This Period
<ul style="list-style-type: none"> <li>Full-time, first-time degree/certificate-seeking undergraduate students enrolled in Fall 2016 paid the in-state or in-district tuition rate and who were awarded grant or scholarship aid from the following sources: the federal government, state/local government, or the institution</li> <li>Do <u>not</u> include students who were awarded only grant or scholarship aid from private or other sources, or students who were awarded only non-grant aid</li> </ul>	<ul style="list-style-type: none"> <li>Grant or scholarship aid from the federal government</li> <li>Grant or scholarship aid from state/local government</li> <li>Grant or scholarship aid from the institution</li> <li>Do <u>not</u> include grant or scholarship aid from private or other sources</li> </ul>	<ul style="list-style-type: none"> <li>Any time during academic year 2016-17</li> </ul>

In the fields below, report the number of Group 3 students with each type of living arrangement and the total amount of grant or scholarship aid from the federal government, state/local government, or the institution awarded to these students.

Information from Part A:		YOUR PRIOR YEAR DATA 2014-2015	YOUR PRIOR YEAR DATA 2015-2016	2016-2017
<b>Group 3</b>				
Full-time, first-time degree/certificate-seeking undergraduate students paid the in-state or in-district tuition rate and who were awarded grant or scholarship aid from the following sources: the federal government, state/local government, or the institution (This number is carried forward from Part A, Line 03)				
01	<b>Report the number of Group 3 students with the following living arrangements:</b>	YOUR PRIOR YEAR DATA 2014-15	YOUR PRIOR YEAR DATA 2015-16	2016-17
	01a <u>On-campus</u>	949	1,074	1,072
02	<b>Report the total amount of grant or scholarship aid from the federal government, state/local government, or the institution awarded to Group 3 students</b>	7,480,665	8,403,259	8,481,740
03	Average grant or scholarship aid from the federal government, state/local government, or the institution awarded to Group 3 students (calculated value). This value is calculated using the following formula: [D02/A03]	7,883	7,824	7,912

 The notes below provide context for the data you've reported above and may be posted on the College Navigator website. Choose one option that best explains your data or choose "Non-applicable" if you do not wish to provide context notes. If none of the options provided explains your institution's data, then choose "Other" and write your own context notes. Notes should be written to be understood by students and parents. For example, institutions may report here other sources of private aid not included in the categories listed.

Non-applicable

<>

Institution: Missouri University of Science and Technology (178411)

User ID: 29C0011

**Section 1: Part E**

**Part E – Enter Information about Group 4**

Part E includes financial aid information about Group 4. Group 4 students are all full-time, first-time degree/certificate-seeking undergraduate students enrolled in Fall 2016 paid the in-state or in-district tuition rate and who were awarded any Title IV federal student aid, including federal grants or federal student loans. The information you report in this part will be used in Part G to calculate average institutional net price by income level.

For this part, report:

For These Students	The Following Type(s) of Aid	Awarded in This Period
<ul style="list-style-type: none"> <li>Full-time, first-time degree/certificate-seeking undergraduate students enrolled in Fall 2016 paid the in-state or in-district tuition rate and who were awarded any Title IV federal student aid</li> </ul>	<ul style="list-style-type: none"> <li>Grant or scholarship aid from:                             <ul style="list-style-type: none"> <li>federal government</li> <li>state/local government</li> <li>institution</li> </ul> </li> <li>Do <u>not</u> include:                             <ul style="list-style-type: none"> <li>grant or scholarship aid from private or other sources</li> <li>loan amounts</li> <li>Federal Work Study amounts</li> </ul> </li> </ul>	<ul style="list-style-type: none"> <li>Any time during academic year 2016-17</li> </ul>



In the fields below, report the number of Group 4 students with each type of living arrangement and the total amount of grant or scholarship aid from the federal government, state/local government, or the institution awarded to these students by income level.


**Information from Part A:**

**Group 4**

Full-time, first-time degree/certificate-seeking undergraduate students paid the in-state or in-district tuition rate and who were awarded any Title IV federal student aid (This number is carried forward from Part A, Line 04)

Information from Part A:			2014-15	2015-16	2016-17
<b>Group 4</b> Full-time, first-time degree/certificate-seeking undergraduate students paid the in-state or in-district tuition rate and who were awarded any Title IV federal student aid (This number is carried forward from Part A, Line 04)			629	765	735
01	<b>Report the number of Group 4 students with the following living arrangements:</b>		YOUR PRIOR YEAR DATA	YOUR PRIOR YEAR DATA	
			2014-15	2015-16	2016-17
	01a	<u>On-campus</u>	629	765	735
		<b>Number of students who were awarded any Title IV aid (Group 4)</b>	Of those in Column 1, the <b>number</b> who were awarded any grant or scholarship aid from the following sources: the federal government, state/local government, or the institution	Of those in Column 1, the <b>total amount</b> of grant or scholarship aid awarded from the following sources: the federal government, state/local government, or the institution	<b>Average</b> amount of federal, state/local, and institutional grant or scholarship aid awarded to Group 4 students
			2014-15		
			Col. 1	Col. 2	Col. 3
02	<b>Income level</b>				
	02a	<b>\$0-30,000</b>	106	106	1,172,906
	02b				10,465

		\$30,001-48,000	<input type="text" value="95"/>	<input type="text" value="95"/>	<input type="text" value="994,197"/>	
	02c	\$48,001-75,000	<input type="text" value="118"/>	<input type="text" value="115"/>	<input type="text" value="936,481"/>	7,936
	02d	\$75,001-110,000	<input type="text" value="144"/>	<input type="text" value="125"/>	<input type="text" value="853,432"/>	5,927
	02e	\$110,001 and more	<input type="text" value="166"/>	<input type="text" value="144"/>	<input type="text" value="884,669"/>	5,329
	02f	Total all income levels	629	585	4,841,685	7,697
<b>2015-16</b>						
			<b>Col. 1</b>	<b>Col. 2</b>	<b>Col. 3</b>	<b>Col. 4</b>
03	<b>Income level</b>					
	03a	\$0-30,000	<input type="text" value="145"/>	<input type="text" value="145"/>	<input type="text" value="1,719,990"/>	11,862
	03b	\$30,001-48,000	<input type="text" value="81"/>	<input type="text" value="81"/>	<input type="text" value="779,506"/>	9,624
	03c	\$48,001-75,000	<input type="text" value="148"/>	<input type="text" value="145"/>	<input type="text" value="1,129,520"/>	7,632
	03d	\$75,001-110,000	<input type="text" value="191"/>	<input type="text" value="156"/>	<input type="text" value="970,084"/>	 5,079
	03e	\$110,001 and more	<input type="text" value="200"/>	<input type="text" value="167"/>	<input type="text" value="1,057,760"/>	5,289
	03f	Total all income levels	765	694	5,656,860	7,395
<b>2016-17</b>						
			<b>Col. 1</b>	<b>Col. 2</b>	<b>Col. 3</b>	<b>Col. 4</b>
04	 <b>Income level</b>					
	04a	\$0-30,000	<input type="text" value="131"/>	<input type="text" value="131"/>	<input type="text" value="1,496,547"/>	11,424
	04b	\$30,001-48,000	<input type="text" value="110"/>	<input type="text" value="110"/>	<input type="text" value="1,246,442"/>	11,331
	04c	\$48,001-75,000	<input type="text" value="147"/>	<input type="text" value="144"/>	<input type="text" value="1,116,592"/>	7,596
	04d	\$75,001-110,000	<input type="text" value="144"/>	<input type="text" value="122"/>	<input type="text" value="787,927"/>	5,472
	04e	\$110,001 and more	<input type="text" value="203"/>	<input type="text" value="156"/>	<input type="text" value="917,569"/>	4,520
	04f	Total all income levels	735	663	5,565,077	7,572

 The notes below provide context for the data you've reported above and may be posted on the College Navigator website. Choose one option that best explains your data or choose "Non-applicable" if you do not wish to provide context notes. If none of the options provided explains your institution's data, then choose "Other" and write your own context notes. Notes should be written to be understood by students and parents. For example, institutions may report here other sources of private aid not included in the categories listed.

Non-applicable

An empty rectangular box with a thin border, containing a vertical scrollbar on the right side and a horizontal scrollbar at the bottom. The box is currently empty of any text or data.

Institution: Missouri University of Science and Technology (178411)

User ID: 29C0011


**Section 1: Part F**

**Part F – Net Price Calculation for Group 3**

The following net price calculation is based on information that your institution reported in the Institutional Characteristics component and the Student Financial Aid component. For more information about the data your institution reported in the Institutional Characteristics component, please contact your institution's IPEDS Keyholder.

		YOUR PRIOR YEAR DATA	YOUR PRIOR YEAR DATA	2016-17
		2014-15	2015-16	
<b>Components of cost of attendance</b>				
01	Published <u>tuition</u> and <u>required fees</u> (lower of in-district or in-state)	8,961	9,048	9,057
02	<u>Books and supplies</u>	896	830	836
03	<b><u>Room and board</u> and <u>other expenses</u> by living arrangement</b>			
	03a <u>On-campus</u>	11,936	11,820	12,152
04	<b>Number of Group 3 students by living arrangement</b>			
	04a <u>On-campus</u>	949	1,074	1,072
05	<b>Weighted average for room and board and other expenses by living arrangement (excluding unknown values)</b> See instructions for the formula for this calculation	11,936	11,820	12,152
06	<b>Total cost of attendance</b> This value is calculated using the following formula: [F01+F02+F05]	21,793	21,698	22,045
07	<b>Average amount of grant or scholarship aid awarded to Group 3 students from the following sources: the federal government, state/local government, and the institution</b>	7,883	7,824	7,912
08	<b>Average institutional net price for Group 3 students</b> This value is calculated using the following formula: [F06-F07]	13,910	13,874	14,133

As required by the Higher Education Opportunity Act of 2008, these amounts will be posted on the U.S. Department of Education's College Navigator website and used in the U.S. Department of Education's College Affordability and Transparency Lists.

 The notes below provide context for the data you've reported above and may be posted on the College Navigator website. Choose one option that best explains your data or choose "Non-applicable" if you do not wish to provide context notes. If none of the options provided explains your institution's data, then choose "Other" and write your own context notes. Notes should be written to be understood by students and parents. For example, institutions may report here other sources of private aid not included in the categories listed.

Non-applicable



Institution: Missouri University of Science and Technology (178411)

User ID: 29C0011


**Section 1: Part G**

**Part G – Net Price Calculation for Group 4**

The following net price calculation is based on information that your institution reported in the Institutional Characteristics component and the Student Financial Aid component. For more information about the data your institution reported in the Institutional Characteristics component, please contact your institution's IPEDS Keyholder.

		YOUR PRIOR YEAR DATA  2014-15	YOUR PRIOR YEAR DATA  2015-16	2016-17
<b>Components of cost of attendance</b>				
01	Published <u>tuition</u> and <u>required fees</u> (lower of in-district or in-state)	8,961	9,048	9,057
02	<u>Books and supplies</u>	896	830	836
03	<b><u>Room and board and other expenses</u> by living arrangement</b>			
	03a <u>On-campus</u>	11,936	11,820	12,152
04	<b>Number of Group 4 students by living arrangement</b>			
	04a <u>On-campus</u>	629	765	735
05	<b>Weighted average for room and board and other expenses by living arrangement (excluding unknown values)</b> See instructions for the formula for this calculation	11,936	11,820	12,152
06	<b>Total cost of attendance by income level</b> This value is calculated using the following formula: [G01+G02+G05]	21,793	21,698	22,045
07	<b>Average amount of grant or scholarship aid awarded to Group 4 students from the following sources: the federal government, state/local government, and the institution</b>	7,697	7,395	7,572
	07a <b>\$0-30,000</b>	11,065	11,862	11,424
	07b <b>\$30,001-48,000</b>	10,465	9,624	11,331
	07c <b>\$48,001-75,000</b>	7,936	7,632	7,596
	07d <b>\$75,001-110,000</b>	5,927	5,079	5,472
	07e <b>\$110,001 and more</b>	5,329	5,289	4,520
08	<b>Average institutional <u>net price</u> for Group 4 students</b> This value is calculated using the following formula: [G06-G07]			
	08a <b>\$0-30,000</b>	10,728	9,836	10,621
	08b <b>\$30,001-48,000</b>	11,328	12,074	10,714
	08c <b>\$48,001-75,000</b>	13,857	14,066	14,449
	08d <b>\$75,001-110,000</b>	15,866	16,619	16,573
	08e <b>\$110,001 and more</b>	16,464	16,409	17,525

As required by the Higher Education Opportunity Act of 2008, these amounts will be posted on the U.S. Department of Education's College Navigator website.

 **The notes below provide context for the data you've reported above and may be posted on the College Navigator website. Choose one option that best explains your data or choose "Non-applicable" if you do not wish to provide context notes. If none of the options provided explains your institution's data, then choose "Other" and write your own context notes. Notes should be written to be understood by students and parents. For example, institutions may report here other sources of private aid not included in the categories listed.**

Non-applicable



Institution: Missouri University of Science and Technology (178411)

User ID: 29C0011

**Section 2: Military Servicemembers and Veteran's Benefits****Section 2: Military Servicemembers and Veteran's Benefits**

IMPORTANT NOTE: Report for **Post-9/11 GI Bill Benefits: July 1, 2016 - June 30, 2017** and Report for **Department of Defense Tuition Assistance Program: October 1, 2016 - September 30, 2017**

- Report the total number of student recipients and the total dollar amounts for each program.
- Student recipients can also include eligible dependents.
- Consult with your campus certifying official, who may not be in the student financial aid office.
- For Post-9/11 GI Bill Benefits, do not include the matching institutional aid provided through the Yellow Ribbon Program if your school participated.
- Information reported to IPEDS is only what is known to the institution.
- Enter zero (0) if your institution did not have beneficiaries for that student level or program. Please do not leave a cell blank.

				YOUR PRIOR YEAR DATA
Type of benefit/assistance	Number of students receiving benefits/assistance	Total dollar amount of benefits/assistance awarded through the institution	Average dollar amount of benefits/assistance awarded through the institution	Average dollar amount of benefits/assistance awarded through the institution
<u>Post-9/11 GI Bill Benefits</u>				
Undergraduate students	118	1,057,904	8,965	9,247
Graduate students	78	306,792	3,933	3,385
Total	196	1,364,696	6,963	6,821
<u>Department of Defense Tuition Assistance Program</u>				
Undergraduate students	17	51,500	3,029	3,258
Graduate students	229	721,872	3,152	3,019
Total	246	773,372	3,144	3,057

Institution: Missouri University of Science and Technology (178411)

User ID: 29C0011

**Prepared by**

The name of the preparer is being collected so that we can follow up with the appropriate person in the event that there are questions concerning the data. The Keyholder will be copied on all email correspondence to other preparers.

The time it took to prepare this component is being collected so that we can continue to improve our estimate of the reporting burden associated with IPEDS. Please include in your estimate the time it took for you to review instructions, query and search data sources, complete and review the component, and submit the data through the Data Collection System.

Thank you for your assistance.

**This survey component was prepared by:**

<input checked="" type="radio"/>	Keyholder	<input type="radio"/>	SFA Contact	<input type="radio"/>	HR Contact
<input type="radio"/>	Finance Contact	<input type="radio"/>	Academic Library Contact	<input type="radio"/>	Other

Name:

Email:

**How many staff from your institution only were involved in the data collection and reporting process of this survey component?**

Number of Staff (including yourself)

**How many hours did you and others from your institution only spend on each of the steps below when responding to this survey component?**

*Exclude the hours spent collecting data for state and other reporting purposes.*

Staff member	Collecting Data Needed		Revising Data to Match IPEDS Requirements		Entering Data		Revising and Locking Data	
Your office	<input type="text" value="5.50"/>	hours	<input type="text"/>	hours	<input type="text" value="1.00"/>	hours	<input type="text" value="1.50"/>	hours
Other offices	<input type="text" value="16.50"/>	hours	<input type="text"/>	hours	<input type="text" value="1.50"/>	hours	<input type="text" value="1.00"/>	hours

Institution: Missouri University of Science and Technology (178411)

User ID: 29C0011

**Summary****IPEDS Student Financial Aid (SFA) Survey Summary**

IPEDS collects important information regarding your institution. All data reported in IPEDS survey components become available in the IPEDS Data Center and appear as aggregated data in various Department of Education reports. Additionally, some of the reported data appears specifically for your institution through the College Navigator website and is included in your institution's Data Feedback Report (DFR). The purpose of this summary is to provide you an opportunity to view some of the data that, when accepted through the IPEDS quality control process, will appear on the College Navigator website and/or your DFR. College Navigator is updated approximately three months after the data collection period closes and Data Feedback Reports will be available through the [Data Center](#) and sent to your institution's CEO in November 2017.

Please review your data for accuracy. If you have questions about the data displayed below after reviewing the data reported on the survey screens, please contact the IPEDS Help Desk at: 1-877-225-2568 or [ipedshelp@rti.org](mailto:ipedshelp@rti.org).

Total grant aid received by all undergraduate students		\$46,248,535
Number of undergraduate students who received a Pell Grant		1,708
Percentage of FTFT students receiving any financial aid		95%
	Percentage of FTFT students receiving grant aid by type	Average amount of grant aid received by type
Total	89%	\$8,975
Federal Government	25%	\$4,160
Pell	25%	\$4,024
Other Federal	8%	\$471
State/Local Government	48%	\$2,859
Institutional	80%	\$6,902
	Percentage of FTFT students receiving loans by type	Average amount of loans received by type
Total	54%	\$7,614
Federal	53%	\$5,741
Non-federal	11%	\$9,459
Average net price for FTFT students who receive grant aid		\$14,133
Average net price for FTFT students who receive Title IV federal student aid		
\$0 – 30,000		\$10,621
\$30,001 – 48,000		\$10,714
\$48,001 – 75,000		\$14,449
\$75,001 – 110,000		\$16,573
\$110,001 and more		\$17,525

**Military Servicemembers and Veteran's Benefits**

		Number of students receiving benefits/assistance	Total dollar amount of benefits/assistance awarded through the institution
<b>Post-9/11 GI Bill Benefits</b>			
	Undergraduate students	118	\$1,057,904
	Graduate students	78	\$306,792
	Total	196	\$1,364,696
<b>Department of Defense Tuition Assistance Program</b>			
	Undergraduate students	17	\$51,500
	Graduate students	229	\$721,872
	Total	246	\$773,372

Institution: Missouri University of Science and Technology (178411)

User ID: 29C0011

Edit Report

**Student Financial Aid**

**Missouri University of Science and Technology (178411)**

Source	Description	Severity	Resolved	Options
--------	-------------	----------	----------	---------

**Screen: Part C, Page 2 - Enter Information about Group 2**

Screen Entry	The average amount of this type of aid awarded to Group 2 students is outside the expected range of between 6,024 and 9,034 when compared with the prior year value. Please check the number of students and the total amount of aid awarded to these students, and correct or explain the discrepant values. (Error #7147)	Explanation	Yes	
Reason:	While the number of students did not increase significantly, the total amount borrowed did increase year to year. This can be attributed to a growing economy with greater ability to qualify for private student loans.			

**Screen: Part E - Enter Information about Group 4**

Screen Entry	The calculated average amount of grant or scholarship aid awarded to Group 4 students from the federal government, state/local government, or the institution for this income level is smaller than expected in comparison with the other income levels. Please check the values reported for the number of these students who were awarded any Title IV aid (Col. 1) and the total amount of grant or scholarship aid awarded to them (Col. 3) and correct your data or explain the discrepancy. (Error #7317)	Explanation	Yes	
Reason:	There are more students completing the FAFSA than in the past. Students who come from families who have a family income of \$110,000 or greater, are generally the students who receive higher merit awards. In the past, these students would have been less likely to file a FAFSA and would not have been listed in Group 4.			